专业 让智造更简单

www.dwyane.cn

苏州德辉恩自动化科技有限公司

Suzhou Dwyane Automation Technology Co., LTD

+139 1278 4646

michael-yao@dwyane.cn

苏州市昆山市玉山镇亿升路398号4号房

苏州德辉恩自动化科技有限公司

综合产品目录 2023版本

德辉恩 DWYANE

PRODUCT CATALOGUE

综合产品目录



精密传动系统卓越服务商

EXCELLENT SERVICE PROVIDER OF
PRECISION TRANSMISSION SYSTEM

德辉恩
DWYANE

关于德辉恩 About Us

苏州德辉恩自动化科技有限公司是一家专注于高精密传动模组和平台产品服的公司。我们的产品线包括标准直线模组、直线电机模组、直线运动平台、多轴系统和高精密运动传控解决方案等。我们致力于为客户提供高品质、高精度的传动解决方案以满足各行业的不同需求。

作为一家高精度传动模组和平台产品服务商，我们的核心理念是以客户需求为中心。我们提供的产品和服务都经过精心设计和严格测试，以确保其稳定性、耐用性和满足客户性能指标要求性。我们的产品和解决方案广泛应用于半导体、汽车、电子、化工、轻工、纺织、印刷、包装、医疗、军工等自动化设备精密制造等行业。

我们的团队由一群经验丰富、富有创造力的专业人员组成。我们拥有一流的技术能力和研发实力，可以根据客户的不同需求提供定制化的解决方案，以帮助客户实现其业务目标。同时，我们还提供全方位的技术支持和售后服务，以确保客户的满意度。

Suzhou Dwyane Automation Technology Co., Ltd. is a company specializing in high-precision transmission modules and platform products. Our product line includes standard linear modules, linear motor modules, linear motion platforms, multi-axis systems, and high-precision motion control solutions. We are committed to providing customers with high-quality and high-precision transmission solutions to meet the diverse needs of various industries.

As a high-precision transmission module and platform product service provider, our core philosophy is centered around meeting customer needs. We offer meticulously designed and rigorously tested products and services to ensure stability, durability, and performance in line with our customers' requirements. Our products and solutions are widely used in industries such as semiconductors, automotive, electronics, chemicals, light industry, textiles, printing, packaging, medical, and military, for precision manufacturing of automated equipment.

Our team is comprised of experienced and creative professionals. With top-notch technical and R&D capabilities, we are able to provide customized solutions that meet the diverse needs of our customers and help them achieve their business objectives. Additionally, we offer comprehensive technical support and after-sales services to ensure our customers' satisfaction.






精密传动系统卓越服务商
EXCELLENT SERVICE PROVIDER OF
PRECISION TRANSMISSION SYSTEM

CLASSIFIED INDEX
分类索引

CLASSIFIED INDEX
分类索引

PRODUCT INDEX
产品索引

DWY-直线电机系列 DWY Linear Motor Series

DWY120 Series

- 峰值/持续推力:151/46N
  Peak/Constent Thrust
- 最高重复精度:± 0.5~5μm
  Max Repeated Accuracy
- 最大加速度:10G
  Max acceleration

—P.015

DWY140 Series

- 峰值/持续推力:265/81N
  Peak/Constent Thrust
- 最高重复精度:± 0.5~5μm
  Max Repeated Accuracy
- 最大加速度:10G
  Max acceleration

—P.015

DWY170 Series

- 峰值/持续推力:417/122N
  Peak/Constent Thrust
- 最高重复精度:± 0.5~5μm
  Max stroke
- 最大加速度:10G
  Max acceleration

—P.016

DWY210 Series

- 峰值/持续推力:568/160N
  Peak/Constent Thrust
- 最高重复精度:± 0.5~5μm
  Max Repeated Accuracy
- 最大加速度:10G
  Max acceleration

—P.016

DWY235 Series

- 峰值/持续推力:704/223N
  Peak/Constent Thrust
- 最高重复精度:± 0.5~5μm
  Max Repeated Accuracy
- 最大加速度:10G
  Max acceleration

—P.017

GDH-全密内嵌螺杆滑台系列 GDH Full-seal Embedding Screw Sliding Table Series

GDH40 Series

- 本体宽度:44mm
  Width
- 最大行程:800mm
  Max stroke
- 最大荷重:25kg
  Max payload

—P.019

GDH50 Series

- 本体宽度:54mm
  Width
- 最大行程:800mm
  Max stroke
- 最大荷重:30kg
  Max payload

—P.022

GDH80 Series

- 本体宽度:82mm
  Width
- 最大行程:1100mm
  Max stroke
- 最大荷重:50kg
  Max payload

—P.025

GDH120 Series

- 本体宽度:120mm
  Width
- 最大行程:1250mm
  Max stroke
- 最大荷重:110kg
  Max payload

—P.028

PRODUCT INDEX
产品索引

EDH-标准螺杆滑台系列 EDH Standard Screw Sliding Table Series

EDH10 Series

- 本体宽度:102mm
  Width
- 最大行程:1050mm
  Max stroke
- 最大荷重:50kg
  Max payload

—P.032

EDH13 Series

- 本体宽度:135mm
  Width
- 最大行程:1050mm
  Max stroke
- 最大荷重:70kg
  Max payload

—P.036

EDH14 Series

- 本体宽度:135mm
  Width
- 最大行程:1050mm
  Max stroke
- 最大荷重:110kg
  Max payload

—P.040

EDH17 Series

- 本体宽度:170mm
  Width
- 最大行程:1250mm
  Max stroke
- 最大荷重:120kg
  Max payload

—P.044

EDH22 Series

- 本体宽度:220mm
  Width
- 最大行程:1500mm
  Max stroke
- 最大荷重:150kg
  Max payload

—P.048

DCH-全密螺杆滑台系列 DCH Full-seal Screw Sliding Table Series

DCH14 Series

- 本体宽度:135mm
  Width
- 最大行程:1050mm
  Max stroke
- 最大荷重:110kg
  Max payload

—P.053

DCH17 Series

- 本体宽度:170mm
  Width
- 最大行程:1250mm
  Max stroke
- 最大荷重:120kg
  Max payload

—P.057

DCH22 Series

- 本体宽度:220mm
  Width
- 最大行程:1500mm
  Max stroke
- 最大荷重:150kg
  Max payload

—P.061

PRODUCT INDEX
产品索引

DTB-标准皮带滑台系列 DTB Standard Belt Sliding Table Series

DTB10 Series

- 本体宽度:102mm Width
- 最大行程:2550mm Max stroke
- 最大荷重:10kg Max payload

—P.066

DTB14 Series

- 本体宽度:135mm Width
- 最大行程:3050mm Max stroke
- 最大荷重:25kg Max payload

—P.070

DTB17 Series

- 本体宽度:170mm Width
- 最大行程:3050mm Max stroke
- 最大荷重:45kg Max payload

—P.074

DTB22 Series

- 本体宽度:220mm Width
- 最大行程:3500mm Max stroke
- 最大荷重:85kg Max payload

—P.078

DCB-全密皮带滑台系列 DCB Full-seal Belt Sliding Table Series

DCB10 Series

- 本体宽度:102mm Width
- 最大行程:2550mm Max stroke
- 最大荷重:10kg Max payload

—P.083

DCB14 Series

- 本体宽度:135mm Width
- 最大行程:3050mm Max stroke
- 最大荷重:25kg Max payload

—P.087

DCB17 Series

- 本体宽度:170mm Width
- 最大行程:3050mm Max stroke
- 最大荷重:45kg Max payload

—P.091

DCB22 Series

- 本体宽度:220mm Width
- 最大行程:3500mm Max stroke
- 最大荷重:85kg Max payload

—P.095

PRODUCT INDEX
产品索引

DHN-电缸系列 Electric Actuator Series

DHN45 Series

- 最大推力:60KG Max Thrust
- 最大行程:200mm Max stroke
- 最高速度:500mm/s Maximum Speed

—P.99

DHN65 Series

- 最大推力:350KG Max Thrust
- 最大行程:1000mm Max stroke
- 最高速度:800mm/s Maximum Speed

—P.102

DHN75 Series

- 最大推力:800KG Max Thrust
- 最大行程:1000mm Max stroke
- 最高速度:800mm/s Maximum Speed

—P.106

更多详看产品说明
Please refer to the product description for more information

KKD-铸铁滑台系列 KKD Cast Iron Sliding Table Series

KKD50 Series

- 本体宽度:50mm Width
- 最大行程:300mm Max stroke
- 最大荷重:180kg Max payload

—P.127

KKD60 Series

- 本体宽度:60mm Width
- 最大行程:600mm Max stroke
- 最大荷重:300kg Max payload

—P.127

KKD86 Series

- 本体宽度:86mm Width
- 最大行程:940mm Max stroke
- 最大荷重:400kg Max payload

—P.127

CLASSIFIED INDEX
规格索引

GDH-全密内嵌螺杆滑台系列 GDH Full-seal Embedding Screw Sliding Table Serie

使用环境 Environment	传动方式 Driven Mode	仕样 Specification	马达容量 Motor Output (w)	本体宽幅 Width(mm)	位置重复精度 Repeatability(mm)	螺杆规格(C7级) Ball Screw Spec 外径 Outer Diameter(mm)	导程 Lead(mm)	最大可搬重量 Maximum Payload(kg) 水平使用 Horizontal	垂直使用 Vertical	最高速度 *1 Maximum Speed (mm/s)
一般环境 Standard	滚珠丝杆 Ball screw	GDH40	50W	44	±0.01	10	2	25	8	100
							6	20	5	300
							12	12	2	600
			100W				2	25	8	100
							6	20	8	300
							12	12	3.5	600
		GDH50	100W	54	±0.01	12	2	30	10	100
							5	30	10	250
							10	15	5	500
							20	10	2.5	1000
		GDH80	200W	82	±0.01	16	5	50	15	250
							10	30	8	500
			400W				20	18	3	1000
		GDH120	400W	120	±0.01	16	5	110	33	250
							10	88	22	500
							20	40	10	1000
							32	30	8	1600

CLASSIFIED INDEX
规格索引

代表速度 Speed

标准行程及最高使用速度 Stroke(mm) & Maximum Speed(mm/s)																											页数 Page
50	100	150	200	250	300	350	400	450	500	550	600	650	700	750	800	850	900	950	1000	1050	1100	1150	1200	1250	1300	1350	
					100						90	80	70	60	50												19
					300						270	240	210	180	150												
					600						540	480	420	360	300												
					100						90	80	70	60	50												
					300						270	240	210	180	150												
					600						540	480	420	360	300												
						100						90	80	70	60												22
						250						270	200	175	150												
						500						450	400	350	300												
						1000						900	900	700	600												
							250								225	200	175	150	125	100	75						25
							500								450	400	350	300	250	200	150						
							1000								900	800	700	600	500	400	300						
								250								225	200	175	167	158	150	133	125	117			28
								500								450	400	350	333	317	300	267	250	233			
								1000								900	800	700	667	633	600	533	500	467			
								1600								1440	1280	1120	1067	1013	900	853	800	747			

*1、最高速度 (mm/s) 是以伺服马达最高转速 3000RPM 为基准。

*1、The maximum speed (mm/s) is based on the maximum speed of the servo motor at 3000RPM.

*2、标准行程内的白色数字，代表该行程内可使用的最高安全速度。若超过此速度，滑台可能会有严重共振产生。

*2、The white numbers in the chart, represent the highest safe speed that can be used in this stroke. If this speed is exceeded, the sliding table may have serious resonance.

CLASSIFIED INDEX
规格索引

EDH-标准螺杆滑台系列 EDH Standard Screw Sliding Table Series

使用环境 Environment	传动方式 Driven Mode	仕样 Specification	马达容量 Motor Output (w)	本体宽幅 Width(mm)	位置重复精度 Repeatability(mm)	螺杆规格(C7级) Ball Screw Spec 外径 Outer Diameter(mm)	导程 Lead(mm)	最大可搬重量 Maximum Payload(kg) 水平使用 Horizontal	垂直使用 Vertical	最高速度 *1 Maximum Speed (mm/s)
一般环境 Standard	滚珠丝杆 Ball screw	EDH10	100W	102	±0.01	16	5	50	12	250
							10	30	8	500
							20	18	3	1000
							32	5	-	1600
			200W				5	50	12	250
							10	30	8	500
							20	18	3	1000
							32	5	-	1600
		EDH13	200W	135	±0.01	16	5	70	17	250
							10	47	12	500
							20	24	6	1000
							32	13	-	1600
			400W				5	70	17	250
							10	47	12	500
							20	24	6	1000
							32	13	-	1600
		EDH14	200W	135	±0.01	16	5	95	27	250
							10	75	18	500
							20	35	7	1000
							32	15	-	1600
			400W				5	110	33	250
							10	88	22	500
							20	40	10	1000
							32	30	8	1600
		EDH17	400W	170	±0.01	20	5	120	40	250
							10	110	30	500
							20	75	14	1000
							40	22	7	2000
			750W				5	120	50	250
							10	120	40	500
							20	83	25	1000
							40	43	12	2000
		EDH22	750W	220	±0.01	25	5	150	55	250
							10	150	45	500
							25	105	20	1250
						20	40	43	12	2000

CLASSIFIED INDEX
规格索引

代表速度 Speed

标准行程及最高使用速度 Stroke(mm) & Maximum Speed(mm/s)																																页数 Page
50	100	150	200	250	300	350	400	450	500	550	600	650	700	750	800	850	900	950	1000	1050	1100	1150	1200	1250	1300	1350	1400	1450	1500	
							250								225	200	175	150	125	100										32
							500								450	400	350	300	250	200										
							1000								900	800	700	600	500	400										
							1600								1440	1280	1120	960	800	640										
							250								225	200	175	150	125	100										
							500								450	400	350	300	250	200										
							1000								900	800	700	600	500	400										
							1600								1440	1280	1120	960	800	640										
							250								225	200	175	150	125	100										36
							500								450	400	350	300	250	200										
							1000								900	800	700	600	500	400										
							1600								1440	1280	1120	960	800	640										
							250								225	200	175	150	125	100										
							500								450	400	350	300	250	200										
							1000								900	800	700	600	500	400										
							1600								1440	1280	1120	960	800	640										
							250								225	200	175	150	125	100										40
							500								450	400	350	300	250	200										
							1000								900	800	700	600	500	400										
							1600								1440	1280	1120	960	800	640										
							250								225	200	175	150	125	100										
							500								450	400	350	300	250	200										
							1000								900	800	700	600	500	400										
							1600								1440	1280	1120	960	800	640										
								250									225	200	175	150										44
								500									450	400	350	300										
								1000									900	800	700	600										
								2000									1800	1200	1400	1200										
								250									225	200	175	150										
								500									450	400	350	300										
								1000									900	800	700	600										
								2000									1800	1600	1400	1200										
									250									225	200	175	150	125	100						48
									500									450	400	350	300	250	200						
									1250									1125	1000	875	750	625	500						
									2000									1800	1600	1400	1200	1000	800	600					

*1、最高速度 (mm/s) 是以伺服马达最高转速 3000RPM 为基准。

*1、The maximum speed (mm/s) is based on the maximum speed of the servo motor at 3000RPM.

*2、标准行程内的白色数字，代表该行程内可使用的最高安全速度。若超过此速度，滑台可能会有严重共振产生。

*2、The white numbers in the chart, represent the highest safe speed that can be used in this stroke. If this speed is exceeded, the sliding table may have serious resonance.

CLASSIFIED INDEX
规格索引

DCH-全密螺杆滑台系列 DCH Full-seal Screw Sliding Table Series

使用环境 Environment	传动方式 Driven Mode	仕样 Specification	马达容量 Motor Output (w)	本体宽幅 Width(mm)	位置重复精度 Repeatability(mm)	螺杆规格(C7级) Ball Screw Spec 外径 Outer Diameter(mm)	导程 Lead(mm)	最大可搬重量 Maximum Payload(kg) 水平使用 Horizontal	垂直使用 Vertical	最高速度 Maximum Speed (mm/s) *1
无尘环境 Clean Room	滚珠丝杆 Ball screw	DCH14	400W	135	±0.01	16	5	110	33	250
							10	88	22	500
							20	40	10	1000
							32	30	8	1600
		DCH17	400W	170	±0.01	20	5	120	40	250
							10	110	30	500
							20	75	14	1000
							40	22	7	2000
			750W				5	120	50	250
							10	120	40	500
							20	83	25	1000
							40	43	12	2000
		DCH22	750W	220	±0.01	25	5	150	55	250
							10	150	45	500
							25	105	20	1250
						20	40	43	12	2000

DTB-标准皮带滑台系列 DTB Standard Belt Sliding Table Series

使用环境 Environment	传动方式 Driven Mode	仕样 Specification	减速机构 Mechanism	马达容量 Motor Output (w)	本体宽幅 Width(mm)	位置重复精度 Repeatability(mm)	皮带规格 Belt Spec 宽度 width(mm)	导程 Lead(mm)	最大可搬重量 Maximum Payload(kg) 水平使用 Horizontal	垂直使用 Vertical	最高速度 Maximum Speed (mm/s) *1
一般环境 Standard	时规皮带 Timing Belt	DTB10	有	100W	102	±0.04	15	32	10	/	1600
		DTB14		200W	135		22	40	25	/	2000
		DTB17		400W	170		30	40	45	/	2000
		DTB22		750W	220		50	40	85	/	2000

DCB-全密皮带滑台系列 DCB Full-seal Belt Sliding Table Series

使用环境 Environment	传动方式 Driven Mode	仕样 Specification	减速机构 Mechanism	马达容量 Motor Output (w)	本体宽幅 Width(mm)	位置重复精度 Repeatability(mm)	皮带规格 Belt Spec 宽度 width(mm)	导程 Lead(mm)	最大可搬重量 Maximum Payload(kg) 水平使用 Horizontal	垂直使用 Vertical	最高速度 Maximum Speed (mm/s) *1
一般环境 Standard	时规皮带 Timing Belt	DCB10	有	100W	102	±0.04	15	32	10	/	1600
		DCB14		200W	135		22	40	25	/	2000
		DCB17		400W	170		30	40	45	/	2000
		DCB22		750W	220		50	40	85	/	2000

CLASSIFIED INDEX
规格索引

代表速度 Speed

标准行程及最高使用速度 Stroke(mm) & Maximum Speed(mm/s) 50	100	150	200	250	300	350	400	450	500	550	600	650	700	750	800	850	900	950	1000	1050	1100	1150	1200	1250	1300	1350	1400	1450	1500	页数
							250								225	200	175	150	125	100										53
							500								450	400	350	300	250	200										
							1000								900	800	700	600	500	400										
							1600								1440	1280	1120	960	800	640										
								250									225		200		175		150							57
								500									450		400		350		300							
								1000									900		800		700		600							
								2000									1800		1200		1400		1200							
								250									225		200		175		150							
								500									450		400		350		300							
								1000									900		800		700		600							
								2000									1800		1600		1400		1200							
									250									225		200		175		150		125		100	61
									500									450		400		350		300		250		200	
									1250									1125		1000		875		750		625		500	
									2000									1800		1600		1400		1200		1000		800		600	

*1、最高速度 (mm/s) 是以伺服马达最高转速 3000RPM 为基准。
*1、The maximum speed (mm/s) is based on the maximum speed of the servo motor at 3000RPM.
*2、标准行程内的白色数字，代表该行程内可使用的最高安全速度。若超过此速度，滑台可能会有严重共振产生。
*2、The white numbers in the chart, represent the highest safe speed that can be used in this stroke. If this speed is exceeded, the sliding table may have serious resonance.

代表速度 Speed

标准行程及最高使用速度 Stroke(mm) & Maximum Speed(mm/s) 50	300	450	600	800	900	1050	1200	1350	1500	1650	1800	1950	2100	2150	2300	2550	2600	2750	3050	3150	3300	3500	3600	3750	3900	4050	页数
								1600																			66
									2000																		70
									2000																		74
											2000																78

*1、最高速度 (mm/s) 是以伺服马达最高转速 3000RPM 为基准。
*1、The maximum speed (mm/s) is based on the maximum speed of the servo motor at 3000RPM.
*2、标准行程内的白色数字，代表该行程内可使用的最高安全速度。若超过此速度，滑台可能会有严重共振产生。
*2、The white numbers in the chart, represent the highest safe speed that can be used in this stroke. If this speed is exceeded, the sliding table may have serious resonance.

代表速度 Speed

标准行程及最高使用速度 Stroke(mm) & Maximum Speed(mm/s) 50	300	450	600	800	900	1050	1200	1350	1500	1650	1800	1950	2100	2150	2300	2550	2600	2750	3050	3150	3300	3500	3600	3750	3900	4050	页数 Page
								1600																			83
									2000																		87
									2000																		91
											2000																95

*1、最高速度 (mm/s) 是以伺服马达最高转速 3000RPM 为基准。
*1、The maximum speed (mm/s) is based on the maximum speed of the servo motor at 3000RPM.
*2、标准行程内的白色数字，代表该行程内可使用的最高安全速度。若超过此速度，滑台可能会有严重共振产生。
*2、The white numbers in the chart, represent the highest safe speed that can be used in this stroke. If this speed is exceeded, the sliding table may have serious resonance.

直线电机系列 LINEAR MOTOR SERIES

DWY Series

DWY系列模组核心参数
DWY series module core parameters

DWY120 Series

- 峰值/持续推力:151/46N
  Peak/Constent Thrust
- 最高重复精度:± 0.5~5μm
  Max Repeated Accuracy
- 最大加速度:10G
  Max acceleration

DWY140 Series

- 峰值/持续推力:265/81N
  Peak/Constent Thrust
- 最高重复精度:± 0.5~5μm
  Max Repeated Accuracy
- 最大加速度:10G
  Max acceleration

DWY170 Series

- 峰值/持续推力:417/122N
  Peak/Constent Thrust
- 最高重复精度:± 0.5~5μm
  Max Repeated Accuracy
- 最大加速度:10G
  Max acceleration

DWY210 Series

- 峰值/持续推力:568/161N
  Peak/Constent Thrust
- 最高重复精度:± 0.5~5μm
  Max Repeated Accuracy
- 最大加速度:10G
  Max acceleration

DWY235 Series

- 峰值/持续推力:704/223N
  Peak/Constent Thrust
- 最高重复精度:± 0.5~5μm
  Max Repeated Accuracy
- 最大加速度:10G
  Max acceleration

DWY

型号表现方式 Ordering Method

DWY - 120 - S200 - M1 - 03 - F - S1 - 1 - C0 - T0

- 本机型号 Model
- 使用行程(依需定制) Stroke range (Customized on demand)
- 编码器分辨率 Resolution of encoder 0.1μm~10μm

本体宽度 Body width

120(mm)
140(mm)
170(mm)
210(mm)
235mm)

动子数量 Active cell number

M1	一个动子 one
M2	两个动子 two
M3	三个动子 three

延长线长度 Extended Line

03	3m线长 3 m line length
05	5m线长 5 m line length
08	8m线长 8 m line length
10	10m线长 10 m line length

编码器类型 Type of encoder

F	磁栅 magnetic grid
M	光栅 optical grating

传感器类型 Sensor Type

S0	不配 Without
S1	常闭型 Normally closed type
S2	常开型 Normally open

本体颜色 The base color

C0	本色 natural color
C1	黑色 black

拖链 Drag Chain

T0	不配拖链 Without drag chain
T1	配拖链 With drag chain

推力参数表 Thrust parameter table

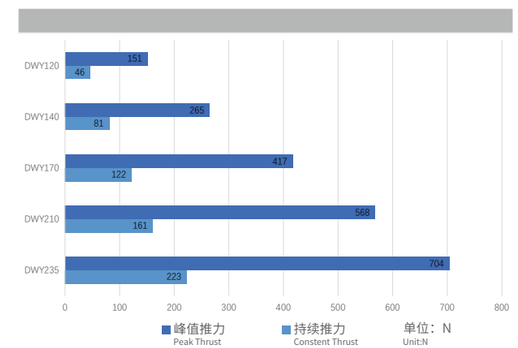

速度比较/m Speed comparison

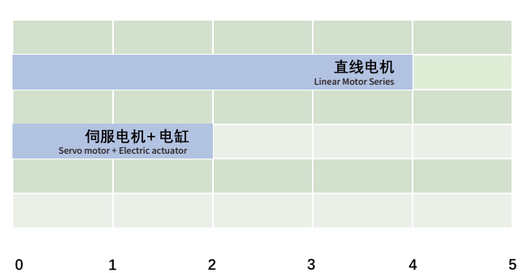

一般伺服旋转电机由于离心力的作用,高速运作时,将受到较大应力,因此转速和输出功率受到限制。相对而言,直线电机不受限制外,也没有机械损耗,从而提高传动速度。

Generally, due to the effect of centrifugal force, the servo rotating motor will be subjected to greater stress when it operates at high speed, so the speed and output power are limited. Comparatively speaking, the linear motor is not subjected to similar limitations, and there is no mechanical loss, so that the transmission speed can be increased.

重复定位精度对比/um Repeated positioning accuracy

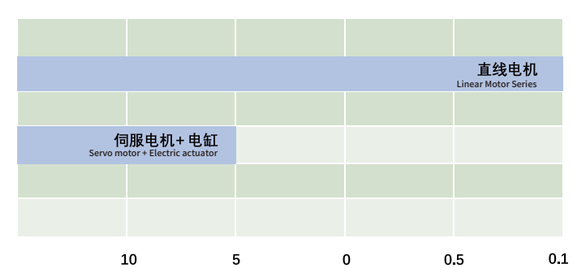

因传动机构简单,减少插补滞后的问题,相反因丝杠的间隙容易产生影响,所以直线电机会更容易实现。

Because the transmission mechanism is simple, the problem of interpolation lag is reduced, the problem of the influence of the screw gap can also be avoided, therefore, the linear motor can achieve better repeated positioning accuracy.

DWY

DWY120

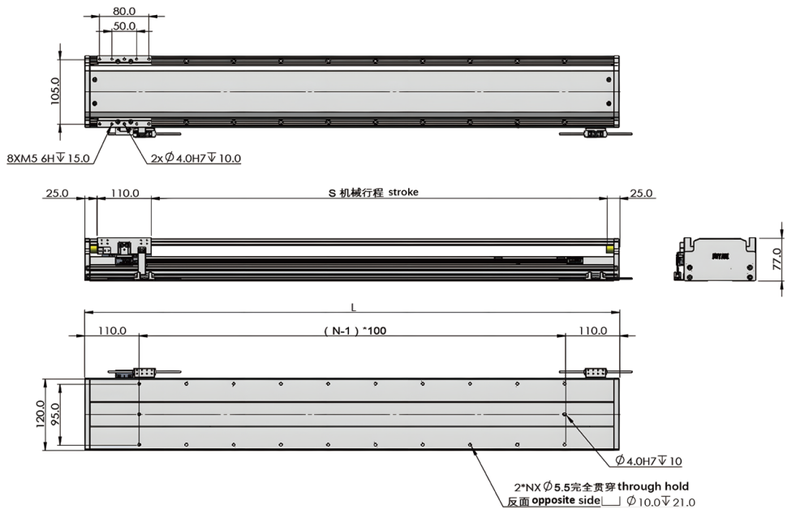

性能参数 Parameters	单位 Unit	DWY120	单位	DWY120								
峰值推力 Peak Thrust	N	151	L(mm)	260	360	460	560	660	760	860	960	...
持续推力 Constent Thrust	N	46	N	2	3	4	5	6	7	8	9	...
最高重复精度 Max Repeated Accuracy	μm	±0.5~5	S机械行程	100	200	300	400	500	600	700	800	...
最大加速度 Max Acceleration	G	2~5可达10G										

DWY140

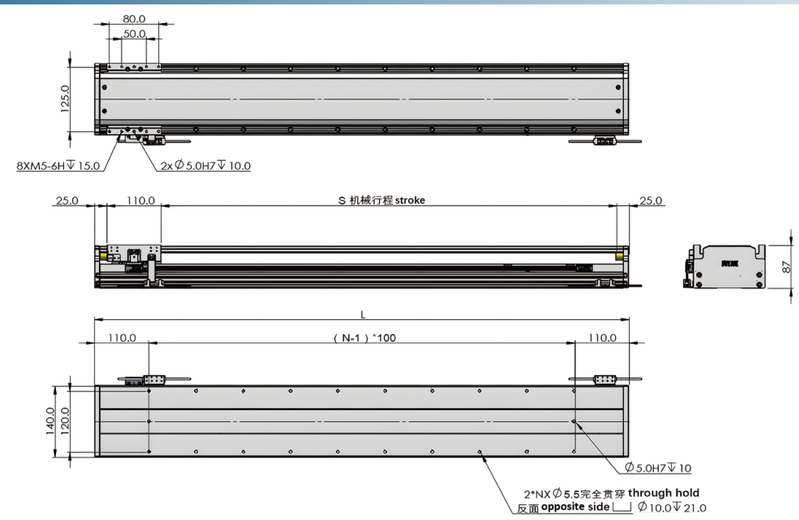

性能参数 Parameters	单位 Unit	DWY140	单位	DWY140								
峰值推力 Peak Thrust	N	265	L(mm)	260	360	460	560	660	760	860	960	...
持续推力 Constent Thrust	N	81	N	2	3	4	5	6	7	8	9	...
最高重复精度 Max Repeated Accuracy	μm	±0.5~5	S机械行程	100	200	300	400	500	600	700	800	...
最大加速度 Max Acceleration	G	2~5可达10G										

DWY

DWY170

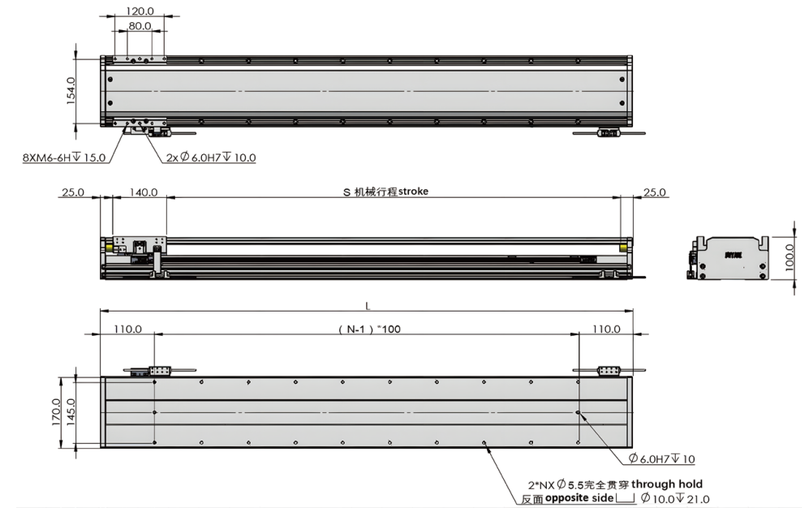

性能参数 Parameters	单位 Unit	DWY170	单位	DWY170								
峰值推力 Peak Thrust	N	417	L(mm)	290	390	490	590	690	790	890	990	...
持续推力 Constent Thrust	N	122	N	2	3	4	5	6	7	8	9	...
最高重复精度 Max Repeated Accuracy	μm	±0.5~5	S机械行程	100	200	300	400	500	600	700	800	...
最大加速度 Max Acceleration	G	2~5可达10G										

DWY210

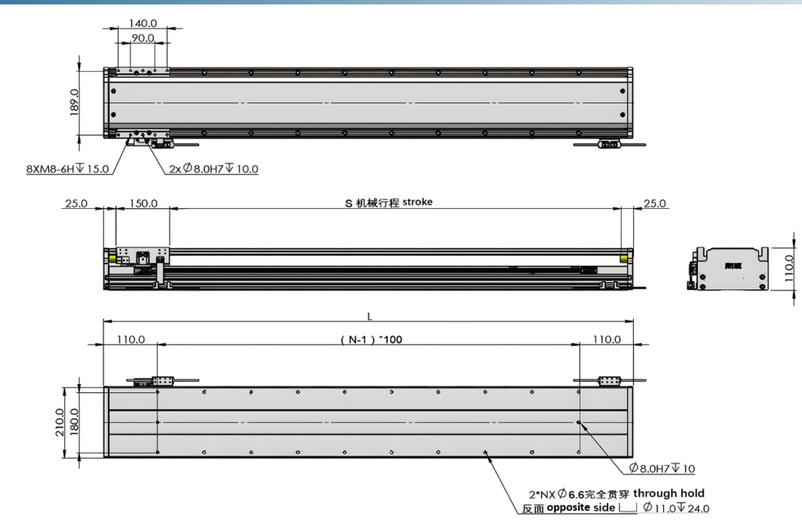

性能参数 Parameters	单位 Unit	DWY210	单位	DWY210								
峰值推力 Peak Thrust	N	568	L(mm)	300	400	500	600	700	800	900	1000	...
持续推力 Constent Thrust	N	160	N	2	3	4	5	6	7	8	9	...
最高重复精度 Max Repeated Accuracy	μm	±0.5~5	S机械行程	100	200	300	400	500	600	700	800	...
最大加速度 Max Acceleration	G	2~5可达10G										

DWY

DWY235

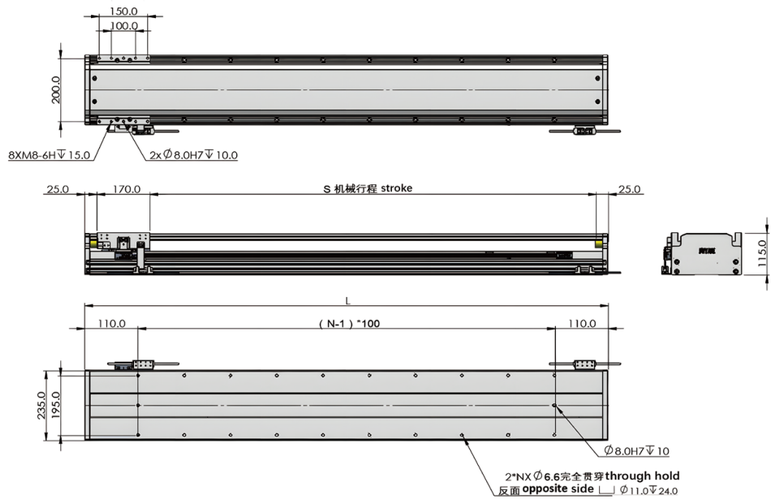

性能参数 Parameters	单位 Unit	DWY235
峰值推力 Peak Thrust	N	704
持续推力 Constent Thrust	N	223
最高重复精度 Max Repeated Accuracy	μm	±0.5~5
最大加速度 Max Acceleration	G	2~5可达10G

单位	DWY235								
L(mm)	320	420	520	620	720	820	920	1120	...
N	2	3	4	5	6	7	8	9	...
S机械行程	100	200	300	400	500	600	700	800	...

全密内嵌螺杆滑台系列 FULL-SEAL EMBEDDING SCREW SLIDING TABLE SERIES

GDH Series

GDH系列模组核心参数
GDH series module core parameters

GDH40 Series



- 本体宽度:44mm Width
- 最大行程:800mm Max stroke
- 最大荷重:25kg Max payload

GDH50 Series



- 本体宽度:54mm Width
- 最大行程:800mm Max stroke
- 最大荷重:30kg Max payload

GDH80 Series



- 本体宽度:82mm Width
- 最大行程:1100mm Max stroke
- 最大荷重:50kg Max payload

GDH120 Series



- 本体宽度:120mm Width
- 最大行程:1250mm Max stroke
- 最大荷重:110kg Max payload

GDH40 单轴 /1-axis

▶ 螺杆驱动

型号表现方式 Ordering Method

GDH40 - L2 - 100 - BC - M05B - C 4 - 0001

- GDH40: 本机型号 Model
- L2: 螺杆导程 Screw Lead
- 100: 行程 Stroke
- BC: 马达位置 Motor Position
- M05B: 马达品牌 Motor Brand
- C: 原点感应器 Home Sensor
- 4: 端点极限感应器 Limit Sensor
- 0001: 特注样式 Customization Order No.

行程 Stroke

50-500mm
50间隔 50 mm Pitch

螺杆导程 Screw Lead

2	2mm

马达位置 Motor Position

BC	马达外露 Motor exposed
BM	马达下折 Motor Bottom Side
BL	马达左折 Motor Left Side
BR	马达右折 Motor Right Side

马达品牌 Motor Brand

M	三菱 Mitsubishi	05	50W	B
P	松下 Panasonic	10	-	
Y	安川 Yaskawa	20	-	
T	台达 Delta	40	-	
I	汇川 Inovanve		-	
H	禾川 Hcfa		-	
Q	其他 Other		-	

原点感应器 Home Sensor

	外挂型 Out Side
C	马达侧 Motor Side
D	反马达侧 Opposite Motor Side
	无 SENSOR No Sensor
E	无 SENSOR No Sensor

端点极限感应器 Limit Sensor

	外挂型 Out Side
3	1只 1Pc
4	2只 2Pc
	无 SENSOR No Sensor
5	无 SENSOR No Sensor



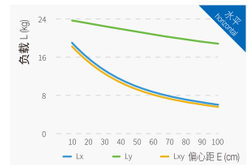

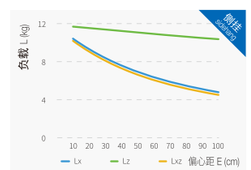

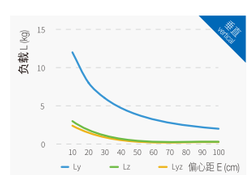

产品参数 Product Parameter

马达输出	Motor Output (W)	100	
额定扭矩	Rated Torque (Nm)	0.32	
螺杆等级	Ball Screw Level	C7转造	
重复定位精度	Rep.Accuracy (mm)	±0.01	
螺杆规格	Ball Screw Spec	Φ10	02
额定推力	Rated Thrust (N)	512	
最高速度	Maximum Speed(mm/s)	100	
行程范围	Storke Range(mm)	50...500/50间隔Pitch	
最大负载值 Maximum Load(Kg)	水平 Horizontal	25	
	侧挂 Side Mounted	12	
	垂直 Vertical	8	

额定动载荷 Rated Dynamic Load	Fy(N)	120
	Fz(N)	250
	Mx(N.m)	115
	My(N.m)	80
	Mz(N.m)	80
惯性矩 Moment of inertia	Lxx(cm⁴)	1.8
	Lyy(cm⁴)	11.6
0mm行程基本重量 Basic Weight for 0mm stroke	1.15	
每100mm行程增加重量 Additional Weight per 100mm storke	0.5	
光电开关 Optical Sensor	SY-307NA-W	

GDH40 单轴 /1-axis
▶ 螺杆驱动

GDH-40-BC 直接安装 Motor Direct Installation

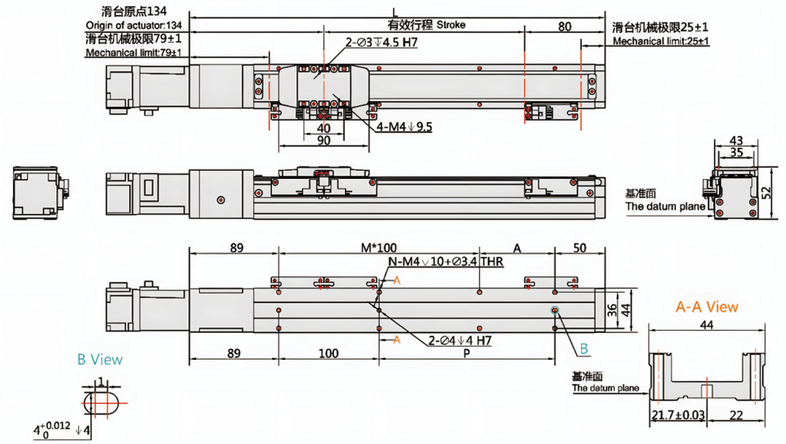

行程 Stroke (mm)	50	100	150	200	250	300	350	400	450	500
L	246	296	346	396	446	496	546	596	646	696
A	25	75	25	75	25	75	25	75	25	75
M	1	1	2	2	3	3	4	4	5	5
N	6	6	8	8	10	10	12	12	14	14
P	25	75	125	175	225	275	325	375	425	475
重量 Weight (Kg)	1.36	1.61	1.86	2.11	2.35	2.6	2.85	3.1	3.34	3.59

GDH-40-BM 马达下折安装 Motor Downside Parallel Installation

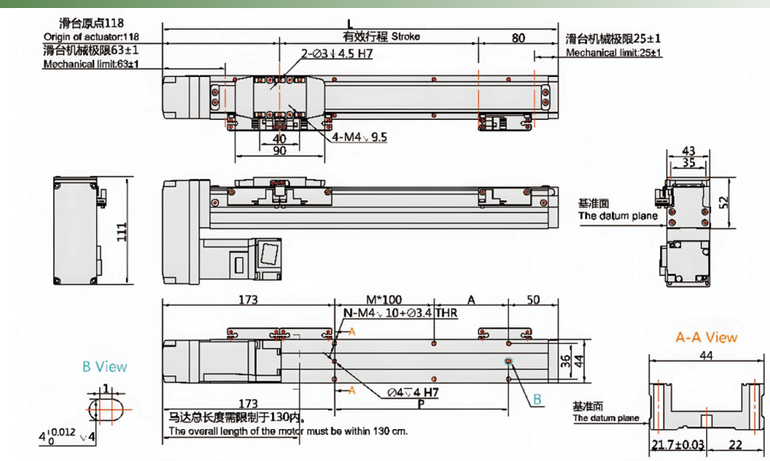

行程 Stroke (mm)	50	100	150	200	250	300	350	400	450	500
L	246	296	346	396	446	496	546	596	646	696
A	25	75	25	75	25	75	25	75	25	75
M	0	0	1	1	2	2	3	3	4	4
N	4	4	6	6	8	8	10	10	12	12
P	25	75	125	175	225	275	325	375	425	475
重量 Weight (Kg)	1.66	1.91	2.16	2.4	2.65	2.9	3.14	3.39	3.64	3.89

GDH40 单轴 /1-axis

▶ 螺杆驱动

GDH-40-BR 马达右折安装 Motor Rightside Parallel Installation

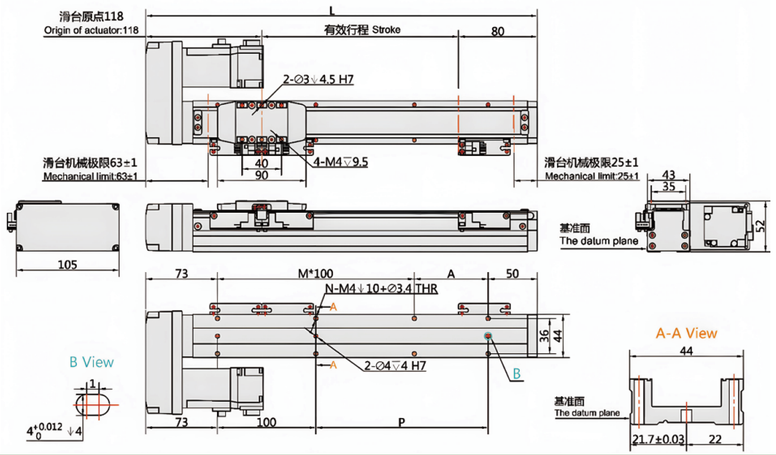

行程 Stroke (mm)	50	100	150	200	250	300	350	400	450	500
L	246	296	346	396	446	496	546	596	646	696
A	25	75	25	75	25	75	25	75	25	75
M	1	1	2	2	3	3	4	4	5	5
N	6	6	8	8	10	10	12	12	14	14
P	25	75	125	175	225	275	325	375	425	475
重量 Weight (Kg)	1.66	1.91	2.16	2.4	2.65	2.9	3.14	3.39	3.64	3.89

GDH-40-BL 马达左折安装 Motor Leftside Parallel Installation

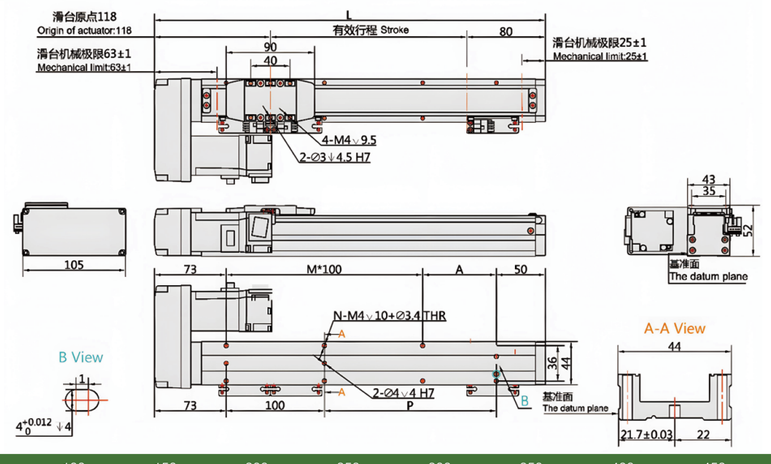

行程 Stroke (mm)	50	100	150	200	250	300	350	400	450	500
L	246	296	346	396	446	496	546	596	646	696
A	25	75	25	75	25	75	25	75	25	75
M	1	1	2	2	3	3	4	4	5	5
N	6	6	8	8	10	10	12	12	14	14
P	25	75	125	175	225	275	325	375	425	475
重量 Weight (Kg)	1.66	1.91	2.16	2.4	2.65	2.9	3.14	3.39	3.64	3.89

GDH50 单轴 /1-axis

▶ 螺杆驱动

型号表现方式 Ordering Method

GDH50 - L5 - 100 - BC - M10B - C 4 - 0001

- **本机型号** Model
- **螺杆导程** Screw Lead
  - 5 5mm
  - 10 10mm
- **行程** Stroke
  - 50-800mm
  - 50间隔 50 mm Pitch
- **马达位置** Motor Position
  - BC 马达外露 Motor exposed
  - BM 马达下折 Motor Bottom Side
  - BL 马达左折 Motor Left Side
  - BR 马达右折 Motor Right Side
- **马达品牌** Motor Brand

M	三菱 Mitsubishi	05	-	B
P	松下 Panasonic	10	100W	
Y	安川 Yaskawa	20	-	
T	台达 Delta	40	-	
I	汇川 Inovanve		-	
H	禾川 Hcfa		-	
Q	其他 Other		-	

- **原点感应器** Home Sensor
  - 外挂型 Out Side
  - C 马达侧 Motor Side
  - D 反马达侧 Opposite Motor Side
  - 无 SENSOR No Sensor
  - E 无 SENSOR No Sensor
- **端点极限感应器** Limit Sensor
  - 外挂型 Out Side
  - 3 1只 1Pc
  - 4 2只 2Pc
  - 无 SENSOR No Sensor
  - 5 无 SENSOR No Sensor
- **特注样式** Customization Order No.

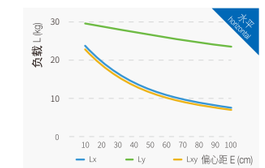

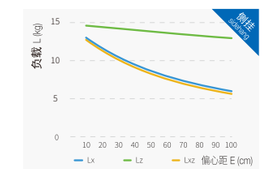

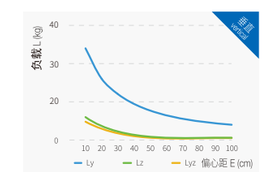

产品参数 Product Parameter

马达输出	Motor Output (W)	100		
额定扭矩	Rated Torque (Nm)	0.32		
螺杆等级	Ball Screw Level	C7转造		
重复定位精度	Rep.Accuracy (mm)	±0.01		
螺杆规格	Ball Screw Spec	Φ12	05	10
额定推力	Rated Thrust (N)		340	170
最高速度	Maximum Speed(mm/s)		250	500
行程范围	Storke Range(mm)	50...800/50间隔Pitch		
最大负载值 Maximum Load(Kg)	水平 Horizontal		30	15
	侧挂 Side Mounted		15	8
	垂直 Vertical		10	5

额定动载荷 Rated Dynamic Load	Fy(N)	150
	Fz(N)	300
	Mx(N.m)	145
	My(N.m)	105
	Mz(N.m)	105
惯性矩 Moment of inertia	Lxx(cm⁴)	3.2
	Lyy(cm⁴)	26
0mm行程基本重量 Basic Weight for 0mm stroke	2.2	
每100mm行程增加重量 Additional Weight per 100mm storke	0.6	
光电开关 Optical Sensor	SY-307NA-W	

GDH50 单轴 /1-axis

▶ 螺杆驱动

GDH-50-BC 直接安装 Motor Direct Installation

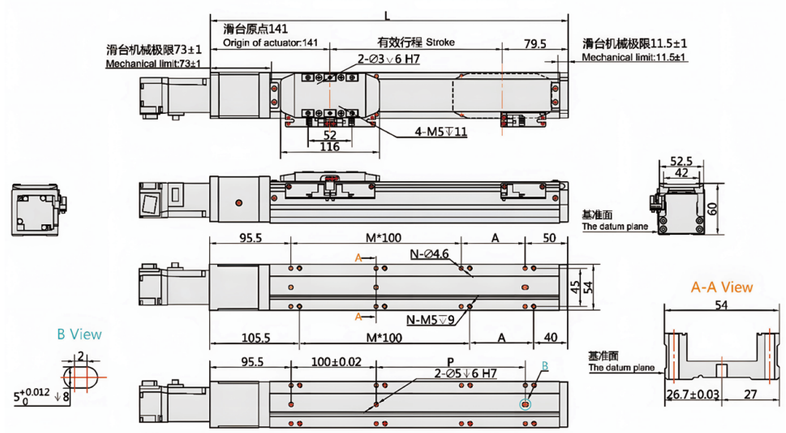

行程 Stroke (mm)	50	100	150	200	250	300	350	400	450	500	550	600	650	700	750	800
L	270.5	320.5	370.5	420.5	470.5	520.5	570.5	620.5	670.5	720.5	770.5	820.5	870.5	920.5	970.5	1020.5
A	25	75	25	75	25	75	25	75	25	75	25	75	25	75	25	75
M	1	1	2	2	3	3	4	4	5	5	6	6	7	7	8	8
N	6	6	8	8	10	10	12	12	14	14	16	16	18	18	20	20
P	25	75	125	175	225	275	325	375	425	475	525	575	625	675	725	775
重量 Weight (Kg)	2.23	2.42	2.62	2.82	3.01	3.21	3.41	3.6	3.8	4	4.19	4.39	4.59	4.78	4.98	5.18

GDH-50-BM 马达下折安装 Motor Downside Parallel Installation

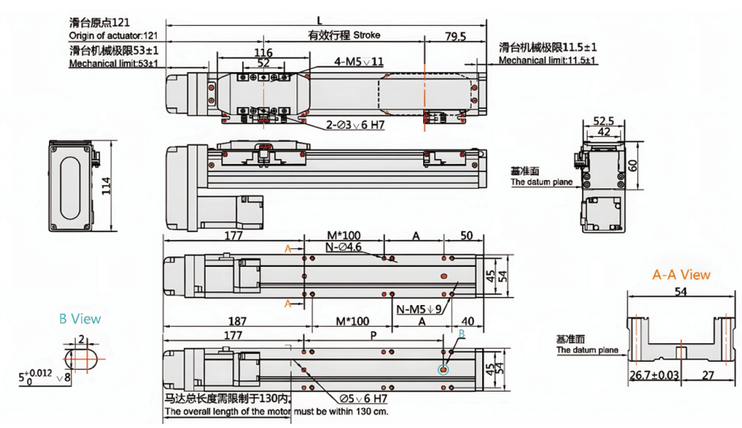

行程 Stroke (mm)	50	100	150	200	250	300	350	400	450	500	550	600	650	700	750	800
L	250.5	300.5	350.5	400.5	450.5	500.5	550.5	600.5	650.5	700.5	750.5	800.5	850.5	900.5	950.5	1000.5
A	25	75	25	75	25	75	25	75	25	75	25	75	25	75	25	75
M	0	0	1	1	2	2	3	3	4	4	5	5	6	6	7	7
N	4	4	6	6	8	8	10	10	12	12	14	14	16	16	18	18
P	25	75	125	175	225	275	325	375	425	475	525	575	625	675	725	775
重量 Weight (Kg)	2.4	2.59	2.79	2.99	3.18	3.38	3.58	3.77	3.97	4.17	4.36	4.56	4.76	4.95	5.15	5.35

GDH50 单轴 /1-axis

▶ 螺杆驱动

GDH-50-BR 马达右折安装 Motor Rightside Parallel Installation

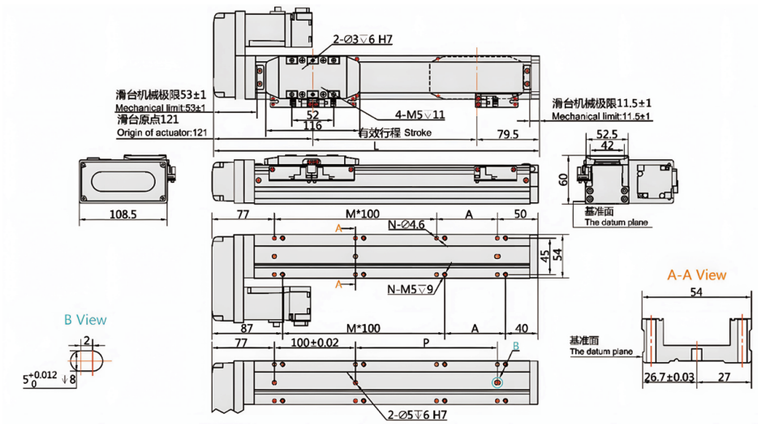

行程 Stroke (mm)	50	100	150	200	250	300	350	400	450	500	550	600	650	700	750	800
L	250.5	300.5	350.5	400.5	450.5	500.5	550.5	600.5	650.5	700.5	750.5	800.5	850.5	900.5	950.5	1000.5
A	25	75	25	75	25	75	25	75	25	75	25	75	25	75	25	75
M	1	1	2	2	3	3	4	4	5	5	6	6	7	7	8	8
N	6	6	8	8	10	10	12	12	14	14	16	16	18	18	20	20
P	25	75	125	175	225	275	325	375	425	475	525	575	625	675	725	775
重量 Weight (Kg)	2.4	2.59	2.79	2.99	3.18	3.38	3.58	3.77	3.97	4.17	4.36	4.56	4.76	4.95	5.15	5.35

GDH-50-BL 马达左折安装 Motor Leftside Parallel Installation

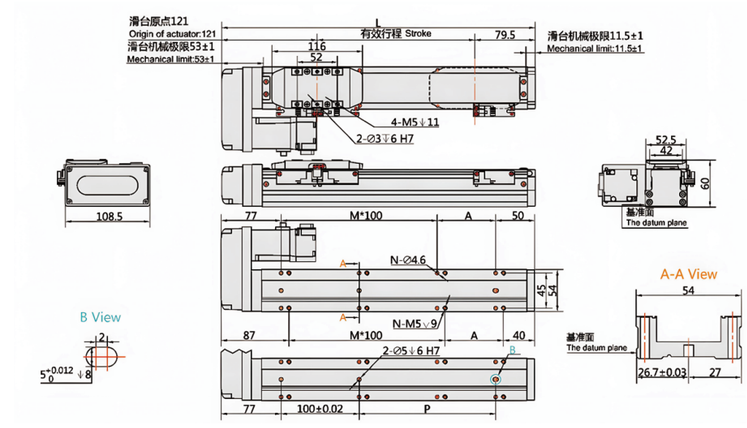

行程 Stroke (mm)	50	100	150	200	250	300	350	400	450	500	550	600	650	700	750	800
L	250.5	300.5	350.5	400.5	450.5	500.5	550.5	600.5	650.5	700.5	750.5	800.5	850.5	900.5	950.5	1000.5
A	25	75	25	75	25	75	25	75	25	75	25	75	25	75	25	75
M	1	1	2	2	3	3	4	4	5	5	6	6	7	7	8	8
N	6	6	8	8	10	10	12	12	14	14	16	16	18	18	20	20
P	25	75	125	175	225	275	325	375	425	475	525	575	625	675	725	775
重量 Weight (Kg)	2.4	2.59	2.79	2.99	3.18	3.38	3.58	3.77	3.97	4.17	4.36	4.56	4.76	4.95	5.15	5.35

GDH80 单轴 /1-axis

▶ 螺杆驱动

型号表现方式 Ordering Method

GDH80 - L10 - 100 - BC - M20B - C 4 - 0001

- GDH80：本机型号 Model
- L10：螺杆导程 Screw Lead
- 100：行程 Stroke
- BC：马达位置 Motor Position
- M20B：马达品牌 Motor Brand
- C：原点感应器 Home Sensor
- 4：端点极限感应器 Limit Sensor
- 0001：特注样式 Customization Order No.

行程 Stroke

50-1000mm	
50间隔	50 mm Pitch

螺杆导程 Screw Lead

5	5mm
10	10mm
20	20mm

马达位置 Motor Position

BC	马达外露 Motor exposed
BM	马达下折 Motor Bottom Side
BL	马达左折 Motor Left Side
BR	马达右折 Motor Right Side

马达品牌 Motor Brand

M	三菱 Mitsubishi	05	-	B
P	松下 Panasonic	10	-	
Y	安川 Yaskawa	20	200W	
T	台达 Delta	40	-	
I	汇川 Inovanve		-	
H	禾川 Hcfa		-	
Q	其他 Other		-	

原点感应器 Home Sensor

	外挂型 Out Side
C	马达侧 Motor Side
D	反马达侧 Opposite Motor Side
	无 SENSOR No Sensor
E	无 SENSOR No Sensor

端点极限感应器 Limit Sensor

	外挂型 Out Side
3	1只 1Pc
4	2只 2Pc
	无 SENSOR No Sensor
5	无 SENSOR No Sensor



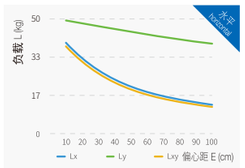

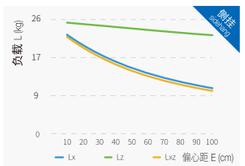

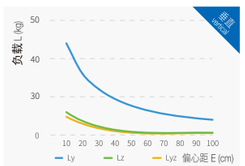

产品参数 Product Parameter

马达输出	Motor Output (W)	200/400			
额定扭矩	Rated Torque (Nm)	0.64/1.27			
螺杆等级	Ball Screw Level	C7转造			
重复定位精度	Rep.Accuracy (mm)	±0.01			
螺杆规格	Ball Screw Spec	Φ16	05	10	20
额定推力	Rated Thrust (N)	200(W)	680	340	170
		400(W)	1360	680	340
最高速度	Maximum Speed(mm/s)	250	500	1000	
行程范围	Storke Range(mm)	50...1000/50间隔Pitch			
最大负载值 Maximum Load(Kg)	水平 Horizontal	50	30	12	
	侧挂 Side Mounted	25	15	6	
	垂直 Vertical	15	8	2.5	

额定动载荷 Rated Dynamic Load	Fy(N)	250
	Fz(N)	500
	Mx(N.m)	625
	My(N.m)	320
	Mz(N.m)	320
惯性矩 Moment of inertia	Lxx(cm⁴)	9.8
	Lyy(cm⁴)	110
0mm行程基本重量 Basic Weight for 0mm stroke	4.85	
每100mm行程增加重量 Additional Weight per 100mm storke	0.7	
光电开关 Optical Sensor	SY-307NA-W	

GDH80 单轴 /1-axis
▶ 螺杆驱动

GDH-80-BC 直接安装 Motor Direct Installation

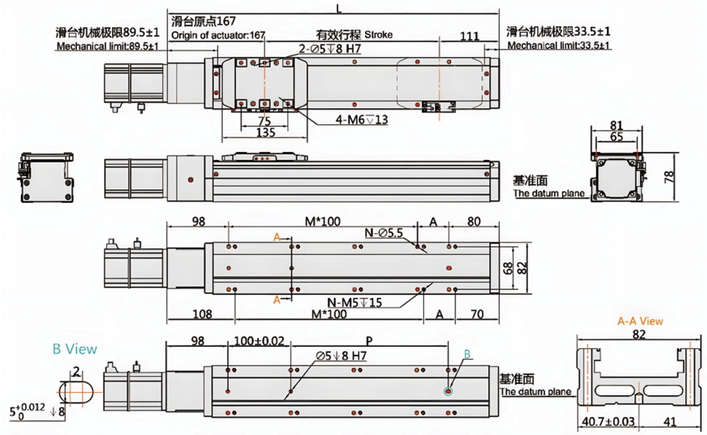

行程 Stroke (mm)	50	100	150	200	250	300	350	400	450	500	550	600	650	700	750	800	850	900	950	1000
L	328	378	428	478	528	578	628	678	728	778	828	878	928	978	1028	1078	1128	1178	1228	1278
A	50	100	50	100	50	100	50	100	50	100	50	100	50	100	50	100	50	100	50	100
M	1	1	2	2	3	3	4	4	5	5	6	6	7	7	8	8	9	9	10	10
N	6	6	8	8	10	10	12	12	14	14	16	16	18	18	20	20	22	22	24	24
P	50	100	150	200	250	300	350	400	450	500	550	600	650	700	750	800	850	900	950	1000
重量 Weight (Kg)	5.18	5.54	5.91	6.27	6.64	7	7.37	7.73	8.1	8.46	8.83	9.19	9.56	9.92	10.29	10.65	11.02	11.38	11.75	12.11

GDH-80-BM 马达下折安装 Motor Downside Parallel Installation

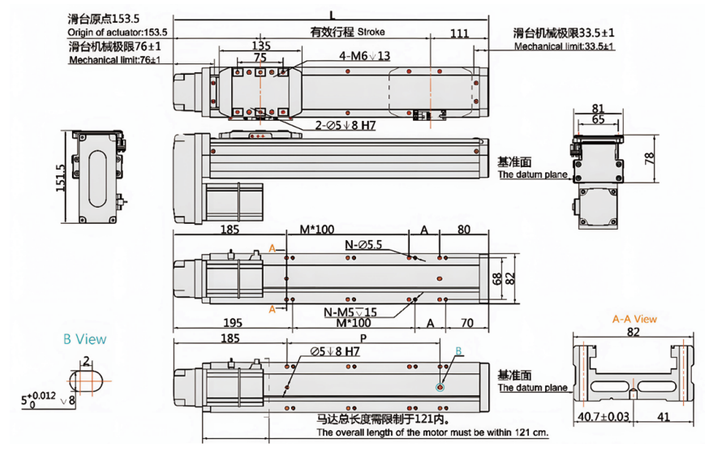

行程 Stroke (mm)	50	100	150	200	250	300	350	400	450	500	550	600	650	700	750	800	850	900	950	1000
L	314.5	364.5	414.5	464.5	514.5	564.5	614.5	664.5	714.5	764.5	814.5	864.5	914.5	964.5	1014.5	1064.5	1114.5	1164.5	1214.5	1264.5
A	50	100	50	100	50	100	50	100	50	100	50	100	50	100	50	100	50	100	50	100
M	0	0	1	1	2	2	3	3	4	4	5	5	6	6	7	7	8	8	9	9
N	4	4	6	6	8	8	10	10	12	12	14	14	16	16	18	18	20	20	22	22
P	50	100	150	200	250	300	350	400	450	500	550	600	650	700	750	800	850	900	950	1000
重量 Weight (Kg)	5.19	5.6	6.12	6.64	7.16	7.68	8.2	8.72	9.24	9.76	10.28	10.8	11.32	11.84	12.36	12.88	13.4	13.92	14.44	14.96

GDH80 单轴 /1-axis

▶ 螺杆驱动

GDH-80-BR 马达右折安装 Motor Rightside Parallel Installation

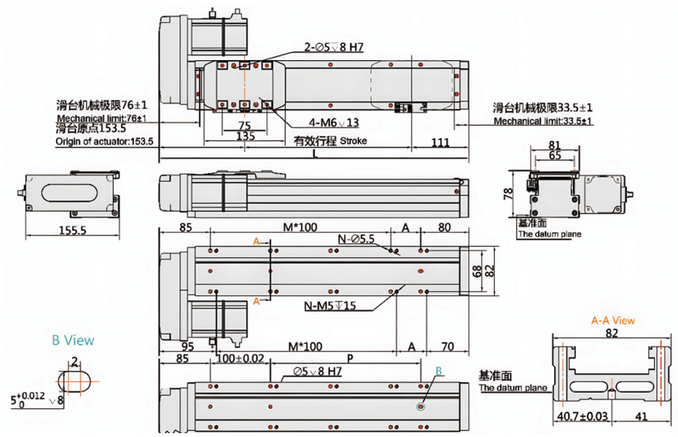

行程 Stroke (mm)	50	100	150	200	250	300	350	400	450	500	550	600	650	700	750	800	850	900	950	1000
L	314.5	364.5	414.5	464.5	514.5	564.5	614.5	664.5	714.5	764.5	814.5	864.5	914.5	964.5	1014.5	1064.5	1114.5	1164.5	1214.5	1264.5
A	50	100	50	100	50	100	50	100	50	100	50	100	50	100	50	100	50	100	50	100
M	1	1	2	2	3	3	4	4	5	5	6	6	7	7	8	8	9	9	10	10
N	6	6	8	8	10	10	12	12	14	14	16	16	18	18	20	20	22	22	24	24
P	50	100	150	200	250	300	350	400	450	500	550	600	650	700	750	800	850	900	950	1000
重量 Weight (Kg)	5.19	5.6	6.12	6.64	7.16	7.68	8.2	8.72	9.24	9.76	10.28	10.8	11.32	11.84	12.36	12.88	13.4	13.92	14.44	14.96

GDH-80-BL 马达左折安装 Motor Leftside Parallel Installation

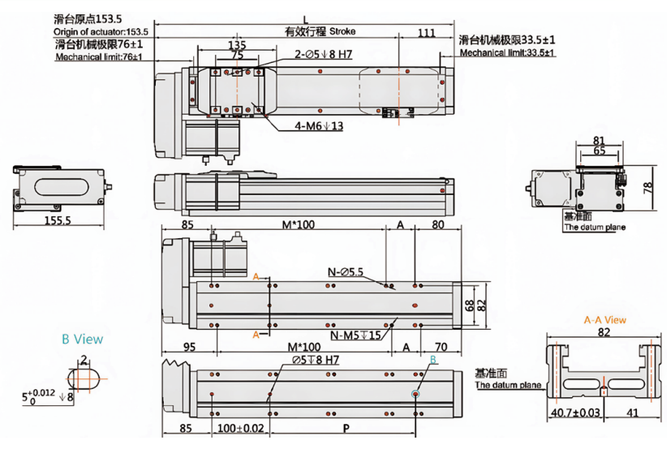

行程 Stroke (mm)	50	100	150	200	250	300	350	400	450	500	550	600	650	700	750	800	850	900	950	1000
L	314.5	364.5	414.5	464.5	514.5	564.5	614.5	664.5	714.5	764.5	814.5	864.5	914.5	964.5	1014.5	1064.5	1114.5	1164.5	1214.5	1264.5
A	50	100	50	100	50	100	50	100	50	100	50	100	50	100	50	100	50	100	50	100
M	1	1	2	2	3	3	4	4	5	5	6	6	7	7	8	8	9	9	10	10
N	6	6	8	8	10	10	12	12	14	14	16	16	18	18	20	20	22	22	24	24
P	50	100	150	200	250	300	350	400	450	500	550	600	650	700	750	800	850	900	950	1000
重量 Weight (Kg)	5.19	5.6	6.12	6.64	7.16	7.68	8.2	8.72	9.24	9.76	10.28	10.8	11.32	11.84	12.36	12.88	13.4	13.92	14.44	14.96

GDH120 单轴 /1-axis

▶ 螺杆驱动

型号表现方式 Ordering Method

GDH120 - L10 - 100 - BC - M40B - C 4 - 0001

- **本机型号** Model
- **行程** Stroke: 50-1000mm; 50间隔 50 mm Pitch
- **螺杆导程** Screw Lead

5	5mm
10	10mm
20	20mm

- **马达位置** Motor Position

BC	马达外露 Motor exposed
BM	马达下折 Motor Bottom Side
BL	马达左折 Motor Left Side
BR	马达右折 Motor Right Side

- **马达品牌** Motor Brand

M	三菱 Mitsubishi	05	-	B
P	松下 Panasonic	10	-	
Y	安川 Yaskawa	20	-	
T	台达 Delta	40	400W	
I	汇川 Inovanve		-	
H	禾川 Hcfa		-	
Q	其他 Other		-	

- **原点感应器** Home Sensor

	外挂型 Out Side
C	马达侧 Motor Side
D	反马达侧 Opposite Motor Side
	无 SENSOR No Sensor
E	无 SENSOR No Sensor

- **端点极限感应器** Limit Sensor

	外挂型 Out Side
3	1只 1Pc
4	2只 2Pc
	无 SENSOR No Sensor
5	无 SENSOR No Sensor

- **特注样式** Customization Order No.

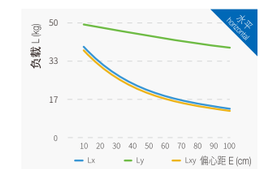

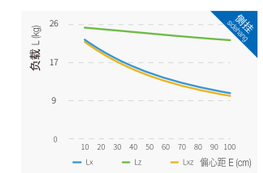

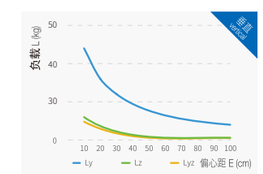

产品参数 Product Parameter

马达输出	Motor Output (W)	200/400			
额定扭矩	Rated Torque (Nm)	0.64/1.27			
螺杆等级	Ball Screw Level	C7转造			
重复定位精度	Rep.Accuracy (mm)	±0.01			
螺杆规格	Ball Screw Spec	Φ16	05	10	20
额定推力	Rated Thrust (N)	200(W)	680	340	170
		400(W)	1360	680	340
最高速度	Maximum Speed(mm/s)	250	500	1000	
行程范围	Storke Range(mm)	50...500/50间隔Pitch			
最大负载值 Maximum Load(Kg)	水平 Horizontal	110	88	40	
	侧挂 Side Mounted	40	30	15	
	垂直 Vertical	33	22	10	

额定动载荷 Rated Dynamic Load	Fy(N)	250
	Fz(N)	500
	Mx(N.m)	625
	My(N.m)	320
	Mz(N.m)	320
惯性矩 Moment of inertia	Lxx(cm⁴)	9.8
	Lyy(cm⁴)	110
0mm行程基本重量 Basic Weight for 0mm stroke	4.85	
每100mm行程增加重量 Additional Weight per 100mm storke	0.7	
光电开关 Optical Sensor	SY-307NA-W	

GDH120 单轴 /1-axis

▶ 螺杆驱动

GDH-120-BC 直接安装 Motor Direct Installation

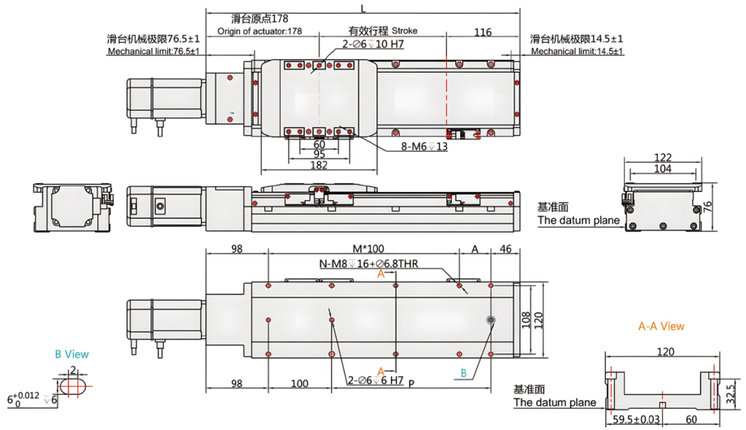

行程 Stroke (mm)	50	100	150	200	250	300	350	400	450	500	550	600	650	700	750	800	850	900	950	1000
L	344	394	444	494	544	594	644	694	744	794	844	894	944	994	1044	1094	1144	1194	1244	1294
A	100	50	100	50	100	50	100	50	100	50	100	50	100	50	100	50	100	50	100	50
M	1	2	2	3	3	4	4	5	5	6	6	7	7	8	8	9	9	10	10	11
N	6	8	8	10	10	12	12	14	14	16	16	18	18	20	20	22	22	24	24	26
P	100	150	200	250	300	350	400	450	500	550	600	650	700	750	800	850	900	950	1000	1050
重量 Weight (Kg)	7.9	8.44	8.9	9.37	9.84	10.3	10.77	11.23	11.7	12.16	12.73	13.19	13.66	14.12	14.59	15.05	15.6	16	16.45	17

GDH-120-BM 马达下折安装 Motor Downside Parallel Installation

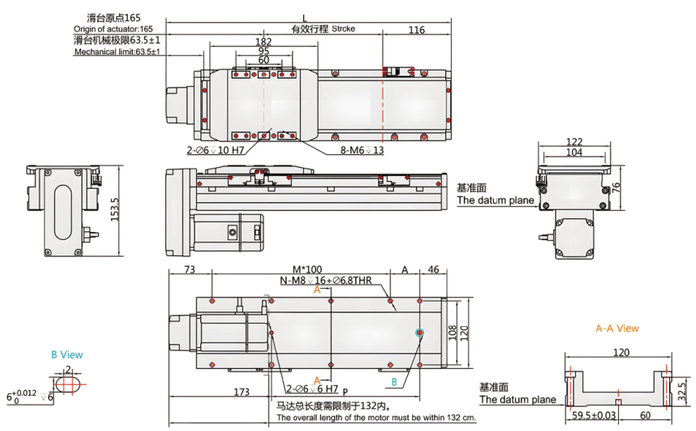

行程 Stroke (mm)	50	100	150	200	250	300	350	400	450	500	550	600	650	700	750	800	850	900	950	1000
L	334.5	384.5	434.5	484.5	534.5	584.5	634.5	684.5	734.5	784.5	834.5	884.5	934.5	984.5	1034.5	1084.5	1134.5	1184.5	1234.5	1284.5
A	100	50	100	50	100	50	100	50	100	50	100	50	100	50	100	50	100	50	100	50
M	0	1	1	2	2	3	3	4	4	5	5	6	6	7	7	8	8	9	9	10
N	4	6	6	8	8	10	10	12	12	14	14	16	16	18	18	20	20	22	22	24
P	100	150	200	250	300	350	400	450	500	550	600	650	700	750	800	850	900	950	1000	1050
重量 Weight (Kg)	7.79	8.3	8.92	9.54	10.16	10.78	11.4	12.02	12.74	13.36	13.98	14.6	15.22	15.84	16.46	17.08	17.7	18.42	19.04	19.66

GDH120 单轴 /1-axis

▶ 螺杆驱动

GDH-120-BR 马达右折安装 Motor Rightside Parallel Installation

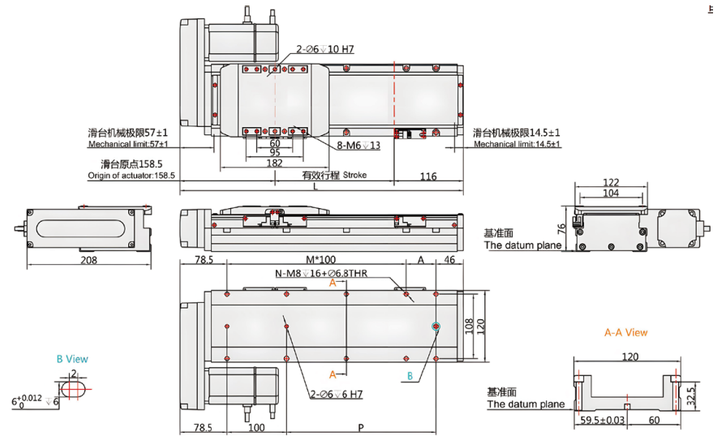

行程 Stroke (mm)	50	100	150	200	250	300	350	400	450	500	550	600	650	700	750	800	850	900	950	1000
L	324.5	374.5	424.5	474.5	524.5	574.5	624.5	674.5	724.5	774.5	824.5	874.5	924.5	974.5	1024.5	1074.5	1124.5	1174.5	1224.5	1274.5
A	100	50	100	50	100	50	100	50	100	50	100	50	100	50	100	50	100	50	100	50
M	1	2	2	3	3	4	4	5	5	6	6	7	7	8	8	9	9	10	10	11
N	6	8	8	10	10	12	12	14	14	16	16	18	18	20	20	22	22	24	24	26
P	100	150	200	250	300	350	400	450	500	550	600	650	700	750	800	850	900	950	1000	1050
重量 Weight (Kg)	7.99	8.5	9.12	9.74	10.36	10.98	11.6	12.22	12.94	13.56	14.18	14.8	15.42	16	16.66	17.28	17.9	18.62	19.24	19.86

GDH-120-BL 马达左折安装 Motor Leftside Parallel Installation

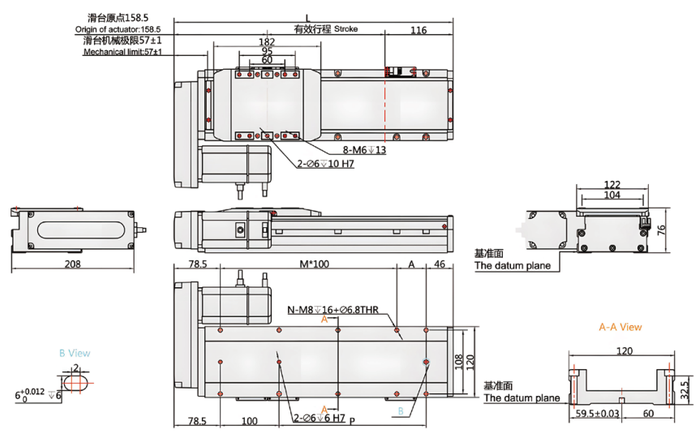

行程 Stroke (mm)	50	100	150	200	250	300	350	400	450	500	550	600	650	700	750	800	850	900	950	1000
L	324.5	374.5	424.5	474.5	524.5	574.5	624.5	674.5	724.5	774.5	824.5	874.5	924.5	974.5	1024.5	1074.5	1124.5	1174.5	1224.5	1274.5
A	100	50	100	50	100	50	100	50	100	50	100	50	100	50	100	50	100	50	100	50
M	1	2	2	3	3	4	4	5	5	6	6	7	7	8	8	9	9	10	10	11
N	6	8	8	10	10	12	12	14	14	16	16	18	18	20	20	22	22	24	24	26
P	100	150	200	250	300	350	400	450	500	550	600	650	700	750	800	850	900	950	1000	1050
重量 Weight (Kg)	7.99	8.5	9.12	9.74	10.36	10.98	11.6	12.22	12.94	13.56	14.18	14.8	15.42	16	16.66	17.28	17.9	18.62	19.24	19.86

标准螺杆滑台系列 STANDARD SCREW SLIDING TABLE SERIES

EDH Series

EDH系列模组核心参数
EDH series module core parameters

EDH10 Series

- 本体宽度:102mm Width
- 最大行程:1050mm Max stroke
- 最大荷重:50kg Max payload

EDH13 Series

- 本体宽度:135mm Width
- 最大行程:1050mm Max stroke
- 最大荷重:70kg Max payload

EDH14 Series

- 本体宽度:135mm Width
- 最大行程:1050mm Max stroke
- 最大荷重:110kg Max payload

EDH17 Series

- 本体宽度:170mm Width
- 最大行程:1250mm Max stroke
- 最大荷重:120kg Max payload

EDH22 Series

- 本体宽度:220mm Width
- 最大行程:1500mm Max stroke
- 最大荷重:150kg Max payload

型号表现方式 Ordering Method

EDH10 - L5 - 50 - BC - M20B - C 4 - DWY

- EDH10: 本机型号 Model
- L5: 螺杆导程 Screw Lead
- 50: 行程 Stroke
- BC: 马达位置 Motor Position
- M20B: 马达品牌 Motor Brand
- C: 原点感应器 Home Sensor
- 4: 端点极限感应器 Limit Sensor
- DWY: 特注样式 Customization Order No.

行程 Stroke

50-1050mm	
50间隔	50 mm Pitch

螺杆导程 Screw Lead

5	5mm
10	10mm
20	20mm
32	32mm

马达位置 Motor Position

BC	马达外露 Motor exposed
BM	马达下折 Motor Bottom Side
BL	马达左折 Motor Left Side
BR	马达右折 Motor Right Side

马达品牌 Motor Brand

M	三菱 Mitsubishi	10	100W	B
P	松下 Panasonic	20	200W	
Y	安川 Yaskawa	40	400W	
T	台达 Delta		-	
I	汇川 Inovance		-	
H	禾川 Hcfa		-	
Q	其他 Other		-	

原点感应器 Home Sensor

	外挂型 Out Side
C	马达侧 Motor Side
D	反马达侧 Opposite Motor Side
	无 SENSOR No Sensor
E	无 SENSOR No Sensor

端点极限感应器 Limit Sensor

	外挂型 Out Side
3	1只 1Pc
4	2只 2Pc
	无 SENSOR No Sensor
5	无 SENSOR No Sensor

静态容许负载惯量 Static Loading Inertia

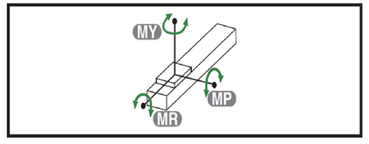

(单位Unit：mm)

MY	110
MP	110
MR	120

*力矩表所表示的数据，代表重心。
The torque value in the chart indicate the center of gravity.

*符合型录规范的正常使用下，保证寿命为10000公里。
Operation life is 10,000km when the product is using under the specified conditions.

*倒吊使用无法套用标准规范，如有需求请洽询我可业务。
Data information is not for ceiling-mount inverse use. Contact us for the details if you want to apply ceiling-mount inverse usage.

产品参数 Product Parameter

规格 Spec	位置重复精度	Repeatability (mm)	±0.01			
	螺杆导程	Ball Screw Lead (mm)	5	10	20	32
	最高速度*1	Maximum Speed(mm/s)	250	500	1000	1600
	最大负载 Maximum Payload	水平 Horizontal(kg)	50	30	18	5
		垂直 Vertical(kg)	12	8	3	-
	额定推力	Rated Thrust (N)	341	170	85	53
	标准行程*2	Storke Range(mm)	50...1050/50行程递增			
部件 Parts	马达功率	Motor Power(W)	100W/200W/400W			
	螺杆外径	Screw Diameter(mm)	Φ16			
	滑轨规格	Sliding rail Specification	W20×H17.5			
	联轴器规格	Coupler Specification	10×8/14/11 *3			
	光电开关	Optical Sensor	SY-307NA-W			

*1 马达加减速设定0.2秒。
Acceleration and deacceleration value set 0.2 second

*2 行程超过750mm时，会产生螺杆偏摆，此时请将速度调降。
When the stroke is over 750mm, the run-out of the ballscrew will occur .
We recommend to low down the working speed under this circumstances.

*3 使用Panasonic 200W 马达时，马达轴心为Φ11mm；
其他品牌，马达轴心为Φ14mm。
Motor（200W）shaft diameter. Panasonic：11mm；Other：14mm.

容许负载力矩表 Allowable load moment

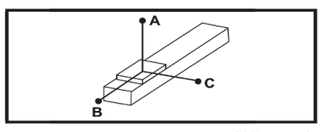

（单位Unit：mm）

水平安装 Horizontal Installation		A	B	C
导程 Lead 5	30 kg	547	42	42
	40 kg	391	29	29
	50 kg	298	22	21
导程 Lead 10	15 kg	521	84	80
	25 kg	298	47	44
	30 kg	242	37	35
导程 Lead 20	5kg	675	224	193
	10 kg	330	107	93
	18 kg	175	55	48
导程 Lead 32	3kg	486	259	198
	5kg	288	152	116
	——	——	——	——

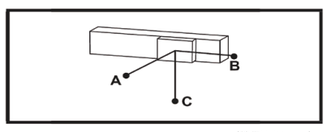

（单位Unit：mm）

墙面安装 Wall Installation		A	B	C
导程 Lead 5	25 kg	52	53	670
	35 kg	35	35	455
	50 kg	21	22	298
导程 Lead 10	10 kg	124	131	770
	20 kg	58	61	382
	30 kg	35	37	242
导程 Lead 20	6kg	160	185	562
	12 kg	76	88	272
	18 kg	48	55	175
导程 Lead 32	2kg	300	393	733
	5kg	116	152	288
	——	——	——	——

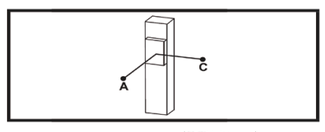

（单位Unit：mm）

垂直安装 Vertical Installation		A	C
导程 Lead 5	5kg	310	310
	8kg	192	192
	12 kg	129	129
导程 Lead 10	4kg	344	344
	8kg	172	172
	——	——	——
导程 Lead 20	2kg	546	546
	3kg	364	364
	——	——	——

EDH-10-BC 直接安装 Motor Direct Installation

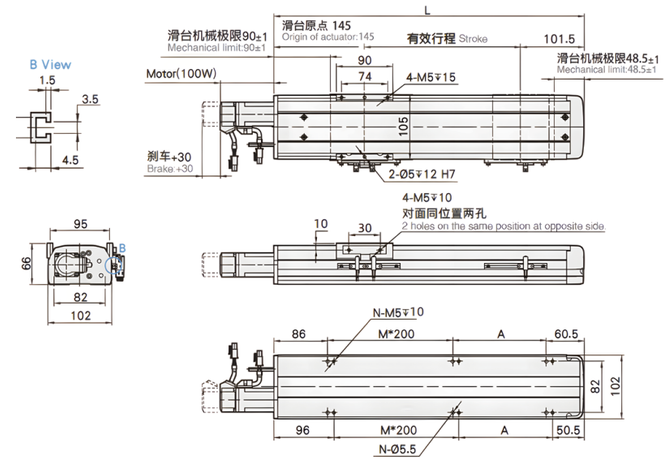

有效行程 stroke	50	100	150	200	250	300	350	400	450	500	550	600	650	700	750	800	850	900	950	1000	1050
L	296 .5	346 .5	396 .5	446 .5	496 .5	546 .5	596 .5	646 .5	696 .5	746 .5	796 .5	846 .5	896 .5	946 .5	996 .5	1046 .5	1096 .5	1146 .5	1196 .5	1246 .5	1296 .5
A	150	200	50	100	150	200	50	100	150	200	50	100	150	200	50	100	150	200	50	100	150
M	0	0	1	1	1	1	2	2	2	2	3	3	3	3	4	4	4	4	5	5	5
N	4	4	6	6	6	6	8	8	8	8	10	10	10	10	12	12	12	12	14	14	14
重量 Weight(KG)	4.25	4.64	5.02	5.41	5.79	6.18	6.56	6.95	7.33	7.72	8.1	8.49	8.87	9.26	9.64	10.03	10.41	10.08	11.18	11.57	11.95

EDH-10-BM 马达下折安装 Motor Downside Parallel Installation

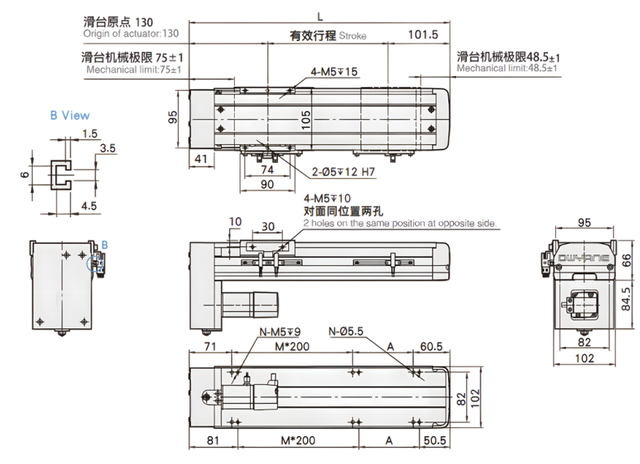

有效行程 stroke	50	100	150	200	250	300	350	400	450	500	550	600	650	700	750	800	850	900	950	1000	1050
L	281.5	331.5	381.5	431.5	481.5	531.5	581.5	631.5	681.5	731.5	781.5	831.5	881.5	931.5	981.5	1031.5	1081.5	1131.5	1181.5	1231.5	1281.5
A	150	200	50	100	150	200	50	100	150	200	50	100	150	200	50	100	150	200	50	100	150
M	0	0	1	1	1	1	2	2	2	2	3	3	3	3	4	4	4	4	5	5	5
N	4	4	6	6	6	6	8	8	8	8	10	10	10	10	12	12	12	12	14	14	14
重量 Weight(KG)	4.47	4.86	5.25	5.63	6.02	6.4	6.79	7.17	7.56	7.94	8.33	8.71	9.1	9.48	9.87	10.25	10.64	11.02	11.41	11.79	12.18

EDH10 单轴 /1-axis

▶ 螺杆驱动

EDH-10-BL 马达左折安装 Motor Leftside Parallel Installation

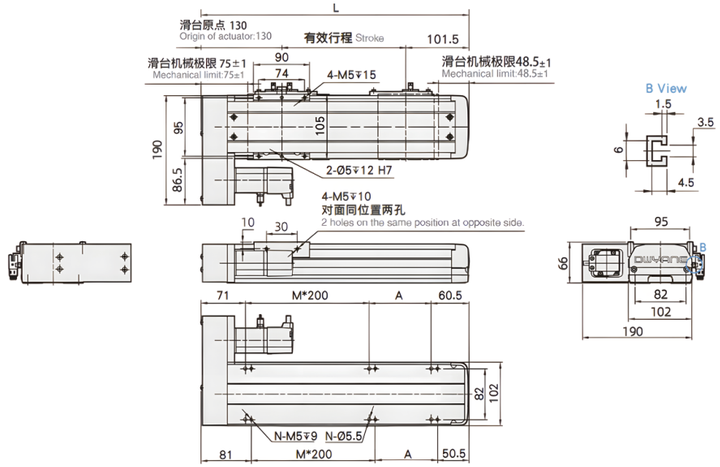

有效行程 stroke	50	100	150	200	250	300	350	400	450	500	550	600	650	700	750	800	850	900	950	1000	1050
L	281.5	331.5	381.5	431.5	481.5	531.5	581.5	631.5	681.5	731.5	781.5	831.5	881.5	931.5	981.5	1031.5	1081.5	1131.5	1181.5	1231.5	1281.5
A	150	200	50	100	150	200	50	100	150	200	50	100	150	200	50	100	150	200	50	100	150
M	0	0	1	1	1	1	2	2	2	2	3	3	3	3	4	4	4	4	5	5	5
N	4	4	6	6	6	6	8	8	8	8	10	10	10	10	12	12	12	12	14	14	14
重量 Weight(KG)	4.47	4.86	5.25	5.63	6.02	6.4	6.79	7.17	7.56	7.94	8.33	8.71	9.1	9.48	9.87	10.25	10.64	11.02	11.41	11.79	12.18

EDH-10-BR 马达右折安装 Motor Rightside Parallel Installation

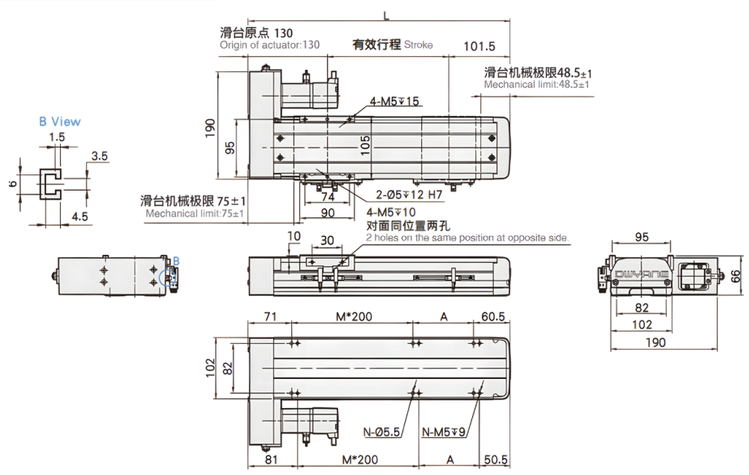

有效行程 stroke	50	100	150	200	250	300	350	400	450	500	550	600	650	700	750	800	850	900	950	1000	1050
L	281.5	331.5	381.5	431.5	481.5	531.5	581.5	631.5	681.5	731.5	781.5	831.5	881.5	931.5	981.5	1031.5	1081.5	1131.5	1181.5	1231.5	1281.5
A	150	200	50	100	150	200	50	100	150	200	50	100	150	200	50	100	150	200	50	100	150
M	0	0	1	1	1	1	2	2	2	2	3	3	3	3	4	4	4	4	5	5	5
N	4	4	6	6	6	6	8	8	8	8	10	10	10	10	12	12	12	12	14	14	14
重量 Weight(KG)	4.47	4.86	5.25	5.63	6.02	6.4	6.79	7.17	7.56	7.94	8.33	8.71	9.1	9.48	9.87	10.25	10.64	11.02	11.41	11.79	12.18

EDH13 单轴 /1-axis

▶ 螺杆驱动

型号表现方式 Ordering Method

EDH13 - L5 - 50 - BC - M40B - C 4 - DWY

本机型号 Model

行程 Stroke

50-1050mm
50间隔 50 mm Pitch

特注样式 Customization Order No.

螺杆导程 Screw Lead

5	5mm
10	10mm
20	20mm
32	32mm

马达位置 Motor Position

BC	马达外露 Motor exposed
BM	马达下折 Motor Bottom Side
BL	马达左折 Motor Left Side
BR	马达右折 Motor Right Side

马达品牌 Motor Brand

M	三菱 Mitsubishi	10	-	B
P	松下 Panasonic	20	200W	
Y	安川 Yaskawa	40	400W	
T	台达 Delta		-	
I	汇川 Inovanve		-	
H	禾川 Hcfa		-	
Q	其他 Other		-	

原点感应器 Home Sensor

	外挂型 Out Side
C	马达侧 Motor Side
D	反马达侧 Opposite Motor Side
	无 SENSOR No Sensor
E	无 SENSOR No Sensor

端点极限感应器 Limit Sensor

	外挂型 Out Side
3	1只 1Pc
4	2只 2Pc
	无 SENSOR No Sensor
5	无 SENSOR No Sensor

静态容许负载惯量 Static Loading Inertia

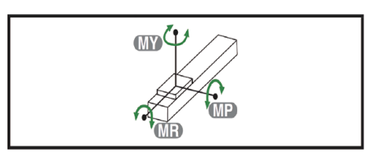

(单位Unit：mm)

MY	174
MP	175
MR	153

*力矩表所表示的数据，代表重心。
The torque value in the chart indicate the center of gravity.

*符合型录规范的正常使用下，保证寿命为10000公里。
Operation life is 10,000km when the product is using under the specified conditions.

*倒吊使用无法套用标准规范，如有需求请洽询我司业务。
Data information is not for ceiling-mount inverse use. Contact us for the details if you want to apply ceiling-mount inverse usage.

产品参数 Product Parameter

规格 Spec	位置重复精度	Repeatability (mm)	±0.01			
	螺杆导程	Ball Screw Lead (mm)	5	10	20	32
	最高速度*1	Maximum Speed(mm/s)	250	500	1000	1600
	最大负载 Maximum Payload	水平 Horizontal(kg)	70	47	24	13
		垂直 Vertical(kg)	17	12	6	-
	额定推力	Rated Thrust (N)	683	341	174	107
	标准行程*2	Storke Range(mm)	50...1050/50行程递增			
部件 Parts	马达功率	Motor Power(W)	200W/400W			
	螺杆外径	Screw Diameter(mm)	Φ16			
	滑轨规格	Sliding rail Specification	W15×H12.5			
	联轴器规格	Coupler Specification	10×14/11 *3			
	光电开关	Optical Sensor	SY-307NA-W			

*1 马达加减速设定0.2秒。
Acceleration and deacceleration value set 0.2 second

*2 行程超过750mm时，会产生螺杆偏摆，此时请将速度调降。
When the stroke is over 750mm, the run-out of the ballscrew will occur .
We recommend to low down the working speed under this circumstances.

*3 使用Panasonic 200W 马达时，马达轴心为Φ11mm；
其他品牌，马达轴心为Φ14mm。
Motor（200W）shaft diameter. Panasonic：11mm；Other：14mm.

容许负载力矩表 Allowable load moment

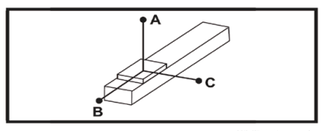

（单位Unit：mm）

水平安装 Horizontal Installation		A	B	C
导程 Lead 5	40 kg	795	63	225
	55 kg	558	43	155
	70 kg	422	32	115
导程 Lead 10	25 kg	588	95	276
	35 kg	410	65	190
	47 kg	295	46	135
导程 Lead 20	6kg	1068	355	710
	15 kg	416	136	275
	24 kg	252	81	166
导程 Lead 32	7kg	385	205	298
	13 kg	204	106	156
	——	——	——	——

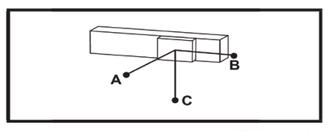

（单位Unit：mm）

墙面安装 Wall Installation		A	B	C
导程 Lead 5	30 kg	310	88	1066
	50 kg	172	49	620
	70 kg	115	32	422
导程 Lead 10	20 kg	351	122	743
	30 kg	225	78	484
	47 kg	135	46	294
导程 Lead 20	5kg	852	428	1227
	12 kg	345	173	522
	24 kg	166	81	253
导程 Lead 32	6kg	350	240	453
	13 kg	155	106	204
	——	——	——	——

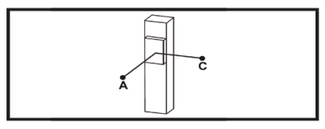

（单位Unit：mm）

垂直安装 Vertical Installation		A	C
导程 Lead 5	5kg	580	580
	11 kg	264	264
	17 kg	170	170
导程 Lead 10	4kg	644	644
	8kg	322	322
	12 kg	215	215
导程 Lead 20	3kg	667	667
	6kg	335	335
	——	——	——

EDH-13-BC 直接安装 Motor Direct Installation

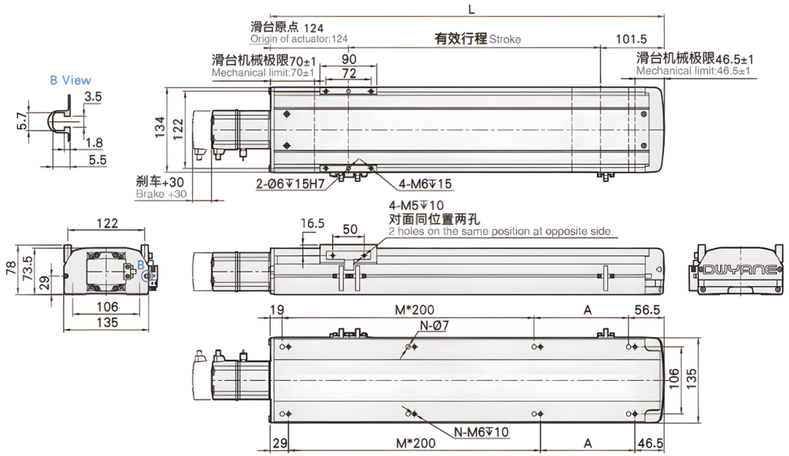

有效行程 stroke	50	100	150	200	250	300	350	400	450	500	550	600	650	700	750	800	850	900	950	1000	1050
L	275.5	325.5	375.5	425.5	475.5	525.5	575.5	625.5	675.5	725.5	775.5	825.5	875.5	925.5	975.5	1025.5	1075.5	1125.5	1175.5	1225.5	1275.5
A	200	50	100	150	200	50	100	150	200	50	100	150	200	50	100	150	200	50	100	150	200
M	0	1	1	1	1	2	2	2	2	3	3	3	3	4	4	4	4	5	5	5	5
N	4	6	6	6	6	8	8	8	8	10	10	10	10	12	12	12	12	14	14	14	14
重量 Weight(KG)	7.4	7.96	8.52	9.08	9.64	10.2	10.76	11.32	11.88	12.44	13	13.56	14.12	14.68	15.24	15.8	16.36	16.92	17.48	18.04	18.6

EDH-13-BM 马达下折安装 Motor Downside Parallel Installation

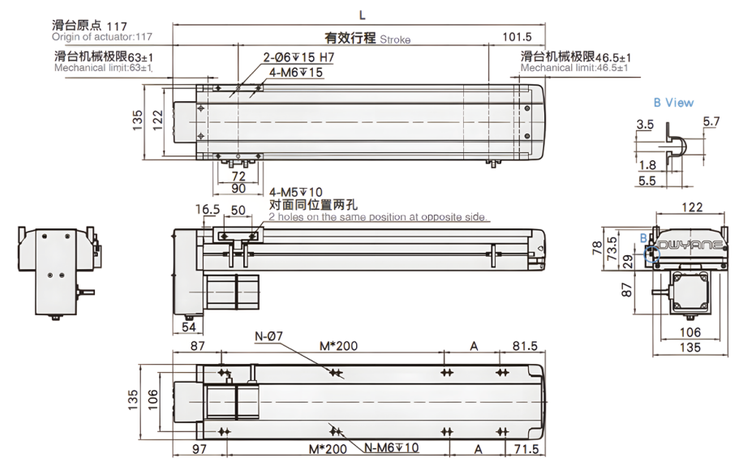

有效行程 stroke	50	100	150	200	250	300	350	400	450	500	550	600	650	700	750	800	850	900	950	1000	1050
L	268.5	318.5	368.5	418.5	468.5	518.5	568.5	618.5	668.5	718.5	768.5	818.5	868.5	918.5	968.5	1018.5	1068.5	1118.5	1168.5	1218.5	1268.5
A	100	150	200	50	100	150	200	50	100	150	200	50	100	150	200	50	100	150	200	50	100
M	0	0	0	1	1	1	1	2	2	2	2	3	3	3	3	4	4	4	4	5	5
N	4	4	6	6	6	6	8	8	8	8	10	10	10	10	12	12	12	12	14	14	14
重量 Weight(KG)	7.94	8.5	9.06	9.62	10.18	10.74	11.3	11.86	12.42	12.98	13.54	14.1	14.66	15.22	15.78	16.34	16.9	17.46	18.02	18.58	19.14

EDH13 单轴 /1-axis

▶ 螺杆驱动

EDH-13-BL 马达左折安装 Motor Leftside Parallel Installation

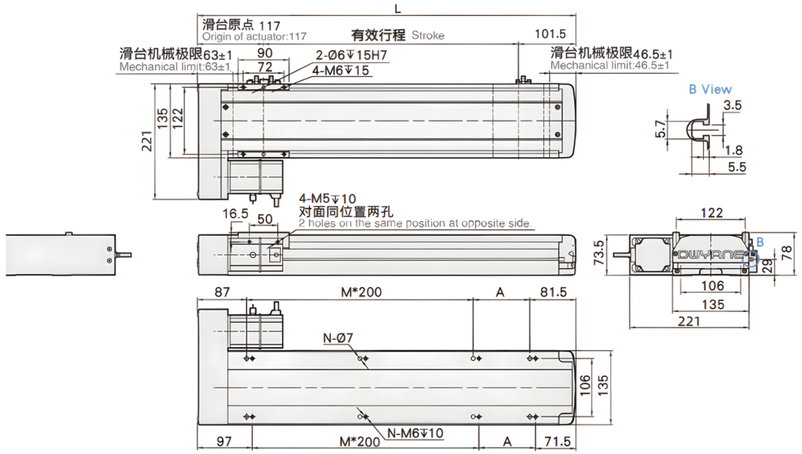

有效行程 stroke	50	100	150	200	250	300	350	400	450	500	550	600	650	700	750	800	850	900	950	1000	1050
L	268 .5	318 .5	368 .5	418 .5	468 .5	518 .5	568 .5	618 .5	668 .5	718 .5	768 .5	818 .5	868 .5	918 .5	968 .5	1018 .5	1068 .5	1118 .5	1168 .5	1218 .5	1268 .5
A	100	150	200	50	100	150	200	50	100	150	200	50	100	150	200	50	100	150	200	50	100
M	0	0	0	1	1	1	1	2	2	2	2	3	3	3	3	4	4	4	4	5	5
N	4	4	6	6	6	6	8	8	8	8	10	10	10	10	12	12	12	12	14	14	14
重量 Weight(KG)	7.94	8.5	9.06	9.62	10.18	10.74	11.3	11.86	12.42	12.98	13.54	14.1	14.66	15.22	15.78	16.34	16.9	17.46	18.02	18.58	19.14

EDH-13-BR 马达右折安装 Motor Rightside Parallel Installation

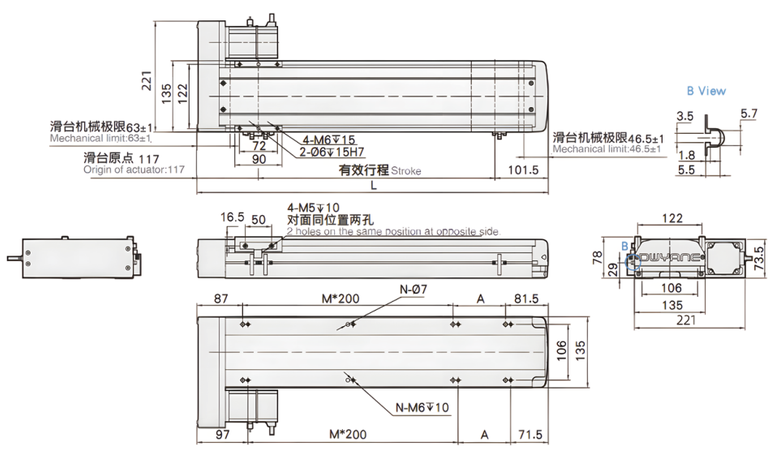

有效行程 stroke	50	100	150	200	250	300	350	400	450	500	550	600	650	700	750	800	850	900	950	1000	1050
L	268 .5	318 .5	368 .5	418 .5	468 .5	518 .5	568 .5	618 .5	668 .5	718 .5	768 .5	818 .5	868 .5	918 .5	968 .5	1018 .5	1068 .5	1118 .5	1168 .5	1218 .5	1268 .5
A	100	150	200	50	100	150	200	50	100	150	200	50	100	150	200	50	100	150	200	50	100
M	0	0	0	1	1	1	1	2	2	2	2	3	3	3	3	4	4	4	4	5	5
N	4	4	6	6	6	6	8	8	8	8	10	10	10	10	12	12	12	12	14	14	14
重量 Weight(KG)	7.94	8.5	9.06	9.62	10.18	10.74	11.3	11.86	12.42	12.98	13.54	14.1	14.66	15.22	15.78	16.34	16.9	17.46	18.02	18.58	19.14

EDH14 单轴 /1-axis

▶ 螺杆驱动

型号表现方式 Ordering Method

EDH14 - L5 - 50 - BC - M40B - C 4 - DWY

本机型号 Model

行程 Stroke

50-1050mm
50间隔 50 mm Pitch

特注样式 Customization Order No.

螺杆导程 Screw Lead

5	5mm
10	10mm
20	20mm
32	32mm

马达位置 Motor Position

BC	马达外露 Motor exposed
BM	马达下折 Motor Bottom Side
BL	马达左折 Motor Left Side
BR	马达右折 Motor Right Side

马达品牌 Motor Brand

M	三菱 Mitsubishi	10	-	B
P	松下 Panasonic	20	200W	
Y	安川 Yaskawa	40	400W	
T	台达 Delta		-	
I	汇川 Inovanve		-	
H	禾川 Hcfa		-	
Q	其他 Other		-	

原点感应器 Home Sensor

	外挂型 Out Side
C	马达侧 Motor Side
D	反马达侧 Opposite Motor Side
	无 SENSOR No Sensor
E	无 SENSOR No Sensor

端点极限感应器 Limit Sensor

	外挂型 Out Side
3	1只 1Pc
4	2只 2Pc
	无 SENSOR No Sensor
5	无 SENSOR No Sensor

静态容许负载惯量 Static Loading Inertia

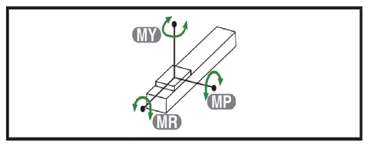

(单位Unit：mm)

MY	551
MP	552
MR	485

*力矩表所表示的数据，代表重心。
The torque value in the chart indicate the center of gravity.

*符合型录规范的正常使用下，保证寿命为10000公里。
Operation life is 10,000km when the product is using under the specified conditions.

*倒吊使用无法套用标准规范，如有需求请洽询我司业务。
Data information is not for ceiling-mount inverse use. Contact us for the details if you want to apply ceiling-mount inverse usage.

EDH14 单轴 /1-axis

▶ 螺杆驱动

产品参数 Product Parameter

规格 Spec	位置重复精度	Repeatability (mm)	±0.01			
	螺杆导程	Ball Screw Lead (mm)	5	10	20	32
	最高速度*1	Maximum Speed(mm/s)	250	500	1000	1600
	最大负载 Maximum Payload	水平 Horizontal(kg)	95	75	35	15
		垂直 Vertical(kg)	27	18	7	-
	额定推力	Rated Thrust (N)	683	341	174	107
	标准行程*2	Storke Range(mm)	50...1050/50行程递增			
部件 Parts	马达功率	Motor Power(W)	200W/400W			
	螺杆外径	Screw Diameter(mm)	Φ16			
	滑轨规格	Sliding rail Specification	W15×H12.5			
	联轴器规格	Coupler Specification	10×14/11 *3			
	光电开关	Optical Sensor	SY-307NA-W			

*1 马达加减速设定0.2秒。
Acceleration and deacceleration value set 0.2 second

*2 行程超过750mm时，会产生螺杆偏摆，此时请将速度调降。
When the stroke is over 750mm, the run-out of the ballscrew will occur . We recommend to low down the working speed under this circumstances.

*3 使用Panasonic 200W 马达时，马达轴心为Φ11mm；其他品牌，马达轴心为Φ14mm。
Motor（200W）shaft diameter. Panasonic：11mm；Other：14mm.

容许负载力矩表 Allowable load moment

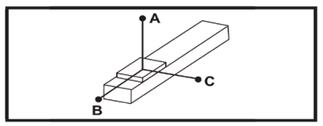

（单位Unit：mm）

水平安装 Horizontal Installation		A	B	C
导程 Lead 5	60 kg	2512	242	232
	80 kg	1811	172	164
	95 kg	1537	138	133
导程 Lead 10	30 kg	2727	470	430
	50 kg	1577	266	242
	75 kg	1004	164	150
导程 Lead 20	10 kg	2304	1222	1028
	22 kg	1443	540	451
	35 kg	1005	324	271
导程 Lead 32	10 kg	1555	840	623
	15 kg	1033	545	405
	——	——	——	——

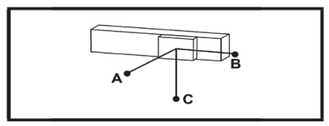

（单位Unit：mm）

墙面安装 Wall Installation		A	B	C
导程 Lead 5	55 kg	257	269	2883
	75 kg	178	186	2000
	95 kg	133	138	1537
导程 Lead 10	35 kg	363	395	2368
	55 kg	218	238	1445
	75 kg	150	164	1004
导程 Lead 20	12 kg	854	1019	2552
	20 kg	500	596	1588
	35 kg	271	324	1005
导程 Lead 32	8kg	787	1060	1980
	15 kg	405	545	1033
	——	——	——	——

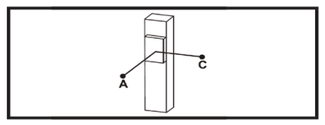

（单位Unit：mm）

垂直安装 Vertical Installation		A	C
导程 Lead 5	15 kg	1118	1118
	22 kg	770	770
	27 kg	626	626
导程 Lead 10	10 kg	1500	1500
	14 kg	1072	1072
	18 kg	833	833
导程 Lead 20	4kg	2980	2980
	7kg	1700	1700
	——	——	——

EDH14 单轴 /1-axis
▶ 螺杆驱动

EDH-14-BC 直接安装 Motor Direct Installation

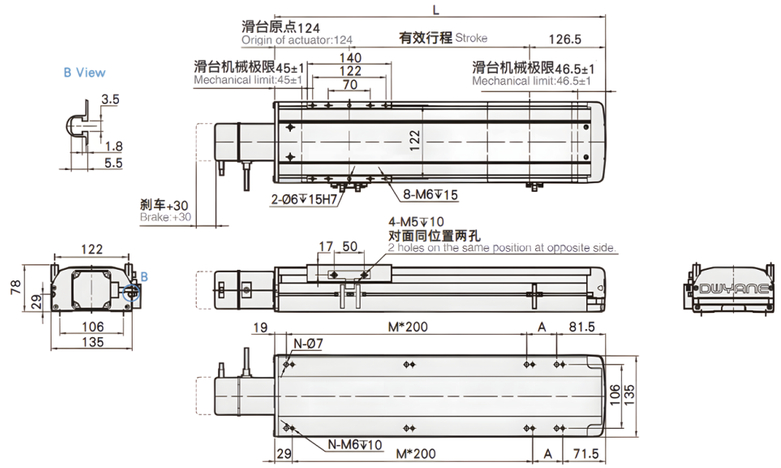

有效行程 stroke	50	100	150	200	250	300	350	400	450	500	550	600	650	700	750	800	850	900	950	1000	1050
L	300.5	350.5	400.5	450.5	500.5	550.5	600.5	650.5	700.5	750.5	800.5	850.5	900.5	950.5	1000.5	1050.5	1100.5	1150.5	1200.5	1250.5	1300.5
A	200	50	100	150	200	50	100	150	200	50	100	150	200	50	100	150	200	50	100	150	200
M	0	1	1	1	1	2	2	2	2	3	3	3	3	4	4	4	4	5	5	5	5
N	4	6	6	6	6	8	8	8	8	10	10	10	10	12	12	12	12	14	14	14	14
重量 Weight(KG)	8.75	9.3	9.85	10.4	10.95	11.5	12.05	12.6	13.15	13.7	14.25	14.8	15.35	15.9	16.45	17	17.55	18.1	18.65	19.2	19.75

EDH-14-BM 马达下折安装 Motor Downside Parallel Installation

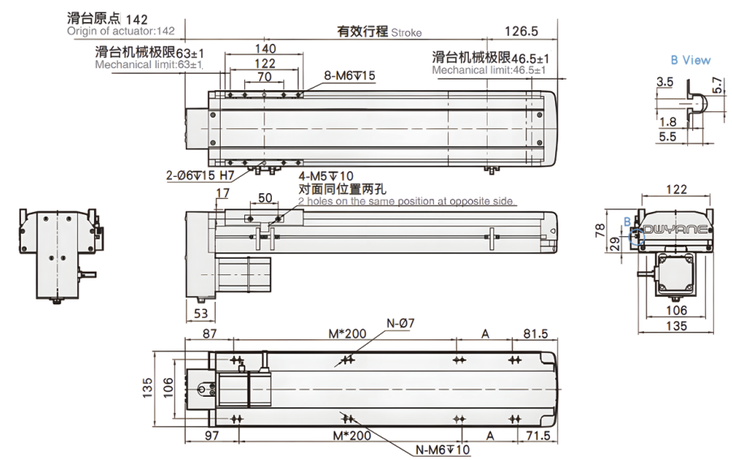

有效行程 stroke	50	100	150	200	250	300	350	400	450	500	550	600	650	700	750	800	850	900	950	1000	1050
L	318.5	368.5	418.5	468.5	518.5	568.5	618.5	668.5	718.5	768.5	818.5	868.5	918.5	968.5	1018.5	1068.5	1118.5	1168.5	1218.5	1268.5	1318.5
A	150	200	50	100	150	200	50	100	150	200	50	100	150	200	50	100	150	200	50	100	150
M	0	0	1	1	1	1	2	2	2	2	3	3	3	3	4	4	4	4	5	5	5
N	4	4	6	6	6	6	8	8	8	8	10	10	10	10	12	12	12	12	14	14	14
重量 Weight(KG)	9.4	9.94	10.48	11.02	11.56	12.1	12.64	13.18	13.72	14.26	14.8	15.34	15.88	16.42	16.96	17.5	18.04	18.58	19.12	19.66	20.2

EDH14 单轴 /1-axis

▶ 螺杆驱动

EDH-14-BL 马达左折安装 Motor Leftside Parallel Installation

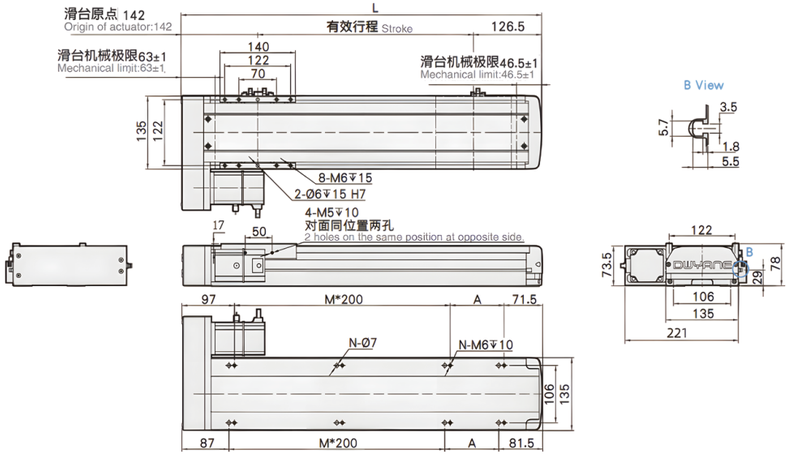

有效行程 stroke	50	100	150	200	250	300	350	400	450	500	550	600	650	700	750	800	850	900	950	1000	1050
L	318 .5	368 .5	418 .5	468 .5	518 .5	568 .5	618 .5	668 .5	718 .5	768 .5	818 .5	868 .5	918 .5	968 .5	1018 .5	1068 .5	1118 .5	1168 .5	1218 .5	1268 .5	1318 .5
A	150	200	50	100	150	200	50	100	150	200	50	100	150	200	50	100	150	200	50	100	150
M	0	0	1	1	1	1	2	2	2	2	3	3	3	3	4	4	4	4	5	5	5
N	4	4	6	6	6	6	8	8	8	8	10	10	10	10	12	12	12	12	14	14	14
重量 Weight(KG)	9.4	9.94	10.48	11.02	11.56	12.1	12.64	13.18	13.72	14.26	14.8	15.34	15.88	16.42	16.96	17.5	18.04	18.58	19.12	19.66	20.2

EDH-14-BR 马达右折安装 Motor Rightside Parallel Installation

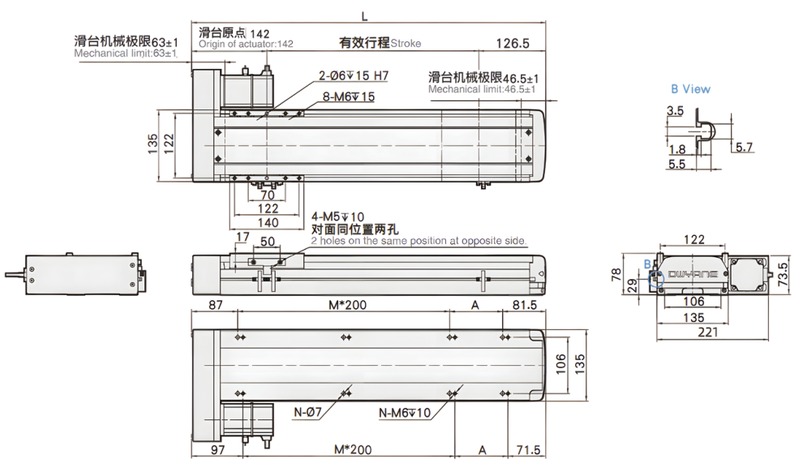

有效行程 stroke	50	100	150	200	250	300	350	400	450	500	550	600	650	700	750	800	850	900	950	1000	1050
L	318 .5	368 .5	418 .5	468 .5	518 .5	568 .5	618 .5	668 .5	718 .5	768 .5	818 .5	868 .5	918 .5	968 .5	1018 .5	1068 .5	1118 .5	1168 .5	1218 .5	1268 .5	1318 .5
A	150	200	50	100	150	200	50	100	150	200	50	100	150	200	50	100	150	200	50	100	150
M	0	0	1	1	1	1	2	2	2	2	3	3	3	3	4	4	4	4	5	5	5
N	4	4	6	6	6	6	8	8	8	8	10	10	10	10	12	12	12	12	14	14	14
重量 Weight(KG)	9.4	9.94	10.48	11.02	11.56	12.1	12.64	13.18	13.72	14.26	14.8	15.34	15.88	16.42	16.96	17.5	18.04	18.58	19.12	19.66	20.2

EDH17 单轴 /1-axis

▶ 螺杆驱动

型号表现方式 Ordering Method

EDH17 - L5 - 50 - BC - M75B - C 4 - DWY

本机型号 Model

行程 Stroke

50-1250mm
50间隔 50 mm Pitch

特注样式 Customization Order No.

螺杆导程 Screw Lead

5	5mm
10	10mm
20	20mm
40	40mm

马达位置 Motor Position

BC	马达外露 Motor exposed
BM	马达下折 Motor Bottom Side
BL	马达左折 Motor Left Side
BR	马达右折 Motor Right Side

马达品牌 Motor Brand

M	三菱 Mitsubishi	10	-	B
P	松下 Panasonic	20	-	
Y	安川 Yaskawa	40	400W	
T	台达 Delta	75	750W	
I	汇川 Inovanve		-	
H	禾川 Hcfa		-	
Q	其他 Other		-	

原点感应器 Home Sensor

	外挂型 Out Side
C	马达侧 Motor Side
D	反马达侧 Opposite Motor Side
	无 SENSOR No Sensor
E	无 SENSOR No Sensor

端点极限感应器 Limit Sensor

	外挂型 Out Side
3	1只 1Pc
4	2只 2Pc
	无 SENSOR No Sensor
5	无 SENSOR No Sensor

静态容许负载惯量 Static Loading Inertia

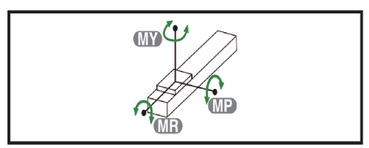

(单位Unit：mm)

MY	1032
MP	1034
MR	908

*力矩表所表示的数据，代表重心。
The torque value in the chart indicate the center of gravity.

*符合型录规范的正常使用下，保证寿命为10000公里。
Operation life is 10,000km when the product is using under the specified conditions.

*倒吊使用无法套用标准规范，如有需求请洽询我司业务。
Data information is not for ceiling-mount inverse use. Contact us for the details if you want to apply ceiling-mount inverse usage.

产品参数 Product Parameter

规格 Spec	位置重复精度	Repeatability (mm)	±0.01			
	螺杆导程	Ball Screw Lead (mm)	5	10	20	40
	最高速度*1	Maximum Speed(mm/s)	250	500	1000	2000
	最大负载 Maximum Payload	水平 Horizontal(kg)	120	110	75	22
		垂直 Vertical(kg)	40	30	14	7
	额定推力	Rated Thrust (N)	1388	694	347	174
	标准行程*2	Storke Range(mm)	50...1250/50行程递增			
部件 Parts	马达功率	Motor Power(W)	400W/750W			
	螺杆外径	Screw Diameter(mm)	Φ20			
	滑轨规格	Sliding rail Specification	W20×H17.5			
	联轴器规格	Coupler Specification	12×19/14/11 *3			
	光电开关	Optical Sensor	SY-307NA-W			

*1 马达加减速设定0.2秒。
Acceleration and deacceleration value set 0.2 second

*2 行程超过750mm时，会产生螺杆偏摆，此时请将速度调降。
When the stroke is over 750mm, the run-out of the ballscrew will occur .
We recommend to low down the working speed under this circumstances.

*3 使用Panasonic 200W 马达时，马达轴心为Φ11mm；
其他品牌，马达轴心为Φ14mm。
Motor（200W）shaft diameter. Panasonic：11mm；Other：14mm.

容许负载力矩表 Allowable load moment

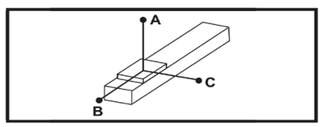

（单位Unit：mm）

水平安装 Horizontal Installation		A	B	C
导程 Lead 5	70 kg	3235	349	408
	90 kg	2482	263	306
	120 kg	1850	187	217
导程 Lead 10	65 kg	1911	338	373
	85 kg	1445	248	276
	110 kg	1102	182	202
导程 Lead 25	35 kg	1666	547	538
	55 kg	1030	331	328
	75 kg	1030	331	328
导程 Lead 40	15 kg	1126	740	577
	22 kg	755	491	384
	——	——	——	——

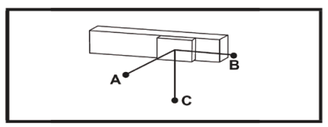

（单位Unit：mm）

墙面安装 Wall Installation		A	B	C
导程 Lead 5	75 kg	377	322	2988
	95 kg	288	246	2333
	120 kg	218	187	1850
导程 Lead 10	60 kg	408	368	2092
	80 kg	296	266	1554
	110 kg	202	182	1102
导程 Lead 25	30 kg	633	644	1961
	50 kg	365	369	1143
	75 kg	230	231	733
导程 Lead 40	12 kg	729	936	1417
	22 kg	384	491	755
	——	——	——	——

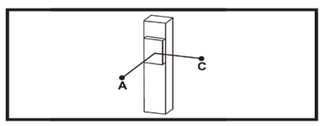

（单位Unit：mm）

垂直安装 Vertical Installation		A	C
导程 Lead 5	20 kg	1368	1368
	30 kg	911	911
	40 kg	683	683
导程 Lead 10	15 kg	1618	1618
	25 kg	970	970
	30 kg	808	808
导程 Lead 25	10 kg	1922	1922
	14 kg	1377	1377
	——	——	——
导程 Lead 40	4kg	2377	2377
	7kg	1356	1356
	——	——	——

EDH-17-BC 直接安装 Motor Direct Installation

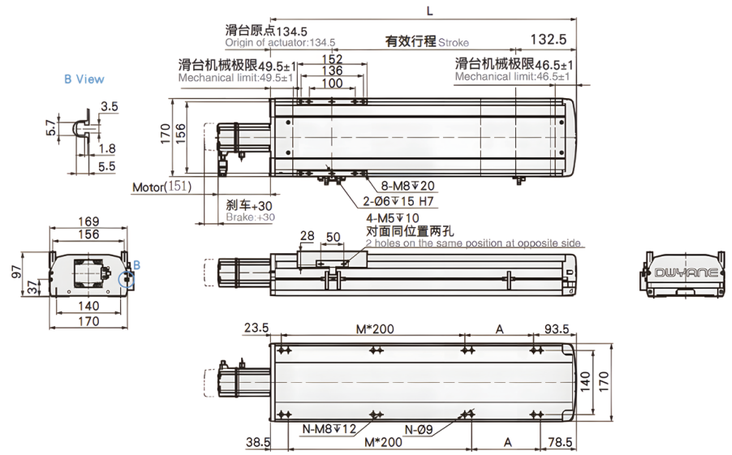

有效行程 stroke	50	100	150	200	250	300	350	400	450	500	550	600	650	700	750	800	850	900	950	1000	1050	1100	1150	1200	1250
L	317	367	417	467	517	567	617	667	717	767	817	867	917	967	1017	1067	1117	1167	1217	1267	1317	1367	1417	1467	1517
A	200	50	100	150	200	50	100	150	200	50	100	150	200	50	100	150	200	50	100	150	200	50	100	150	200
M	0	1	1	1	1	2	2	2	2	3	3	3	3	4	4	4	4	5	5	5	5	6	6	6	6
N	4	6	6	6	6	8	8	8	8	10	10	10	10	12	12	12	12	14	14	14	14	16	16	16	16
重量 Weight(KG)	9.61	10.2	10.79	11.57	12.34	13.11	13.88	14.65	15.42	16.19	16.96	17.73	18.5	19.28	20.05	20.82	21.59	22.36	23.13	23.9	24.67	25.44	26.21	26.98	27.75

EDH-17-BM 马达下折安装 Motor Downside Parallel Installation

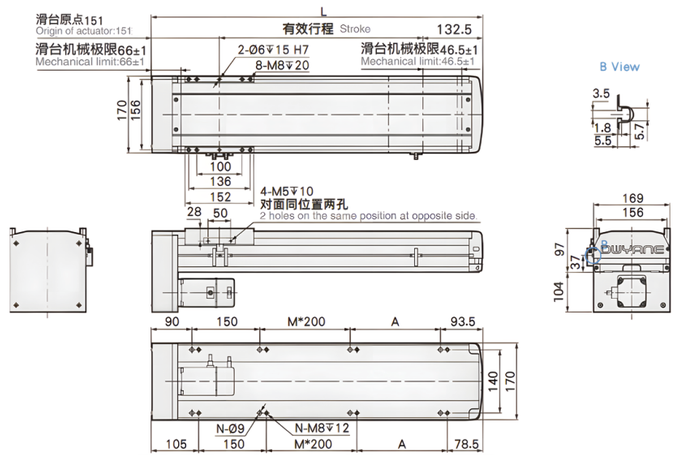

有效行程 stroke	50	100	150	200	250	300	350	400	450	500	550	600	650	700	750	800	850	900	950	1000	1050	1100	1150	1200	1250
L	333.5	383.5	433.5	483.5	533.5	583.5	633.5	683.5	733.5	783.5	833.5	883.5	933.5	983.5	1033.5	1083.5	1133.5	1183.5	1233.5	1283.5	1333.5	1383.5	1433.5	1483.5	1533.5
A	0	50	100	150	200	50	100	150	200	50	100	150	200	50	100	150	200	50	100	150	200	50	100	150	200
M	0	0	0	0	0	1	1	1	1	2	2	2	2	3	3	3	3	4	4	4	4	5	5	5	5
N	4	4	6	6	6	6	8	8	8	8	10	10	10	10	12	12	12	12	14	14	14	16	16	16	16
重量 Weight(KG)	9.53	10.3	11.07	11.84	12.61	13.38	14.15	14.92	15.69	16.47	17.24	18.01	18.78	19.55	20.32	21.09	21.86	22.63	23.4	24.18	24.95	25.72	26.49	27.26	28.03

EDH17 单轴 /1-axis

EDH-17-BL 马达左折安装 Motor Leftside Parallel Installation

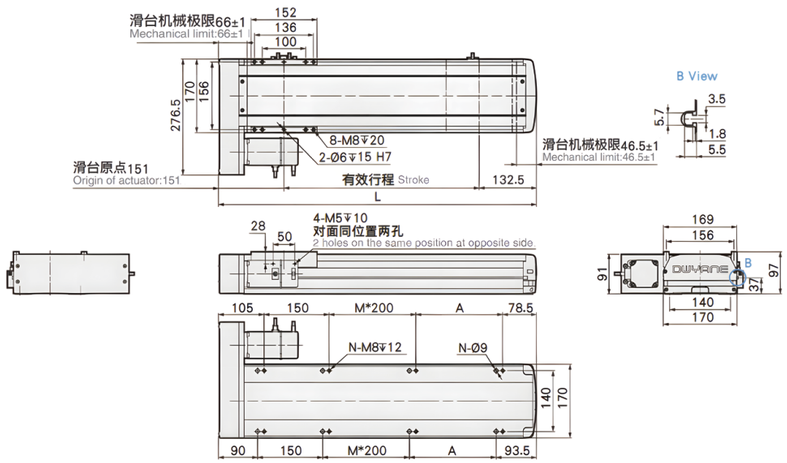

有效行程 stroke	50	100	150	200	250	300	350	400	450	500	550	600	650	700	750	800	850	900	950	1000	1050	1100	1150	1200	1250
L	333 .5	383 .5	433 .5	483 .5	533 .5	583 .5	633 .5	683 .5	733 .5	783 .5	833 .5	883 .5	933 .5	983 .5	1033 .5	1083 .5	1133 .5	1183 .5	1233 .5	1283 .5	1333 .5	1383 .5	1433 .5	1483 .5	1533 .5
A	0	50	100	150	200	50	100	150	200	50	100	150	200	50	100	150	200	50	100	150	200	50	100	150	200
M	0	0	0	0	0	1	1	1	1	2	2	2	2	3	3	3	3	4	4	4	4	5	5	5	5
N	4	4	6	6	6	6	8	8	8	8	10	10	10	10	12	12	12	12	14	14	14	16	16	16	16
重量 Weight(KG)	9.53	10.3	11.07	11.84	12.61	13.38	14.15	14.92	15.69	16.47	17.24	18.01	18.78	19.55	20.32	21.09	21.86	22.63	23.4	24.18	24.95	25.72	26.49	27.26	28.03

EDH-17-BR 马达右折安装 Motor Rightside Parallel Installation

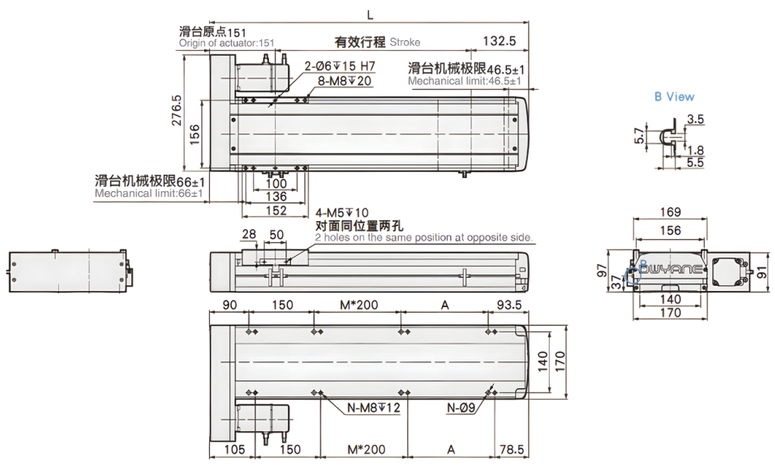

stroke	50	100	150	200	250	300	350	400	450	500	550	600	650	700	750	800	850	900	950	1000	1050	1100	1150	1200	1250
L	333 .5	383 .5	433 .5	483 .5	533 .5	583 .5	633 .5	683 .5	733 .5	783 .5	833 .5	883 .5	933 .5	983 .5	1033 .5	1083 .5	1133 .5	1183 .5	1233 .5	1283 .5	1333 .5	1383 .5	1433 .5	1483 .5	1533 .5
A	0	50	100	150	200	50	100	150	200	50	100	150	200	50	100	150	200	50	100	150	200	50	100	150	200
M	0	0	0	0	0	1	1	1	1	2	2	2	2	3	3	3	3	4	4	4	4	5	5	5	5
N	4	4	6	6	6	6	8	8	8	8	10	10	10	10	12	12	12	12	14	14	14	16	16	16	16
重量 Weight(KG)	9.53	10.3	11.07	11.84	12.61	13.38	14.15	14.92	15.69	16.47	17.24	18.01	18.78	19.55	20.32	21.09	21.86	22.63	23.4	24.18	24.95	25.72	26.49	27.26	28.03

EDH22 单轴 /1-axis

型号表现方式 Ordering Method

EDH22 - L5 - 50 - BC - M75B - C 4 - DWY

- EDH22：本机型号 Model
- L5：螺杆导程 Screw Lead
- 50：行程 Stroke
- BC：马达位置 Motor Position
- M75B：马达品牌 Motor Brand
- C：原点感应器 Home Sensor
- 4：端点极限感应器 Limit Sensor
- DWY：特注样式 Customization Order No.

行程 Stroke

50-1500mm
50间隔 50 mm Pitch

螺杆导程 Screw Lead

5	5mm
10	10mm
25	25mm
40	40mm

马达位置 Motor Position

BC	马达外露 Motor exposed
BM	马达下折 Motor Bottom Side
BL	马达左折 Motor Left Side
BR	马达右折 Motor Right Side

马达品牌 Motor Brand

M	三菱 Mitsubishi	10	-	B
P	松下 Panasonic	20	-	
Y	安川 Yaskawa	40	400W	
T	台达 Delta	75	750W	
I	汇川 Inovanve		-	
H	禾川 Hcfa		-	
Q	其他 Other		-	

原点感应器 Home Sensor

	外挂型 Out Side
C	马达侧 Motor Side
D	反马达侧 Opposite Motor Side
	无 SENSOR No Sensor
E	无 SENSOR No Sensor

端点极限感应器 Limit Sensor

	外挂型 Out Side
3	1只 1Pc
4	2只 2Pc
	无 SENSOR No Sensor
5	无 SENSOR No Sensor

静态容许负载惯量 Static Loading Inertia

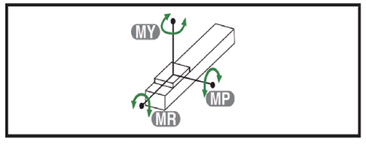

(单位Unit：mm)

MY	2052
MP	2052
MR	1810

*力矩表所表示的数据，代表重心。
The torque value in the chart indicate the center of gravity.

*符合型录规范的正常使用下，保证寿命为10000公里。
Operation life is 10,000km when the product is using under the specified conditions.

*倒吊使用无法套用标准规范，如有需求请洽询我司业务。
Data information is not for ceiling-mount inverse use. Contact us for the details if you want to apply ceiling-mount inverse usage.

产品参数 Product Parameter

规格 Spec	位置重复精度	Repeatability (mm)	±0.01			
	螺杆导程	Ball Screw Lead (mm)	5	10	25	40
	最高速度*1	Maximum Speed(mm/s)	250	500	1250	2000
	最大负载 Maximum Payload	水平 Horizontal(kg)	180	150	105	43
		垂直 Vertical(kg)	55	45	20	12
	额定推力	Rated Thrust (N)	2563	1281	640	320
	标准行程*2	Storke Range(mm)	50...1500/50行程递增			
部件 Parts	马达功率	Motor Power(W)	400W/750W			
	螺杆外径	Screw Diameter(mm)	Φ25			
	滑轨规格	Sliding rail Specification	W25×H18			
	联轴器规格	Coupler Specification	17×19/14/11 *3			
	光电开关	Optical Sensor	SY-307NA-W			

*1 马达加减速设定0.2秒。
Acceleration and deacceleration value set 0.2 second

*2 行程超过750mm时，会产生螺杆偏摆，此时请将速度调降。
When the stroke is over 750mm, the run-out of the ballscrew will occur .
We recommend to low down the working speed under this circumstances.

*3 使用Panasonic 200W 马达时，马达轴心为Φ11mm；其他品牌，马达轴心为Φ14mm。
Motor（200W）shaft diameter. Panasonic：11mm；Other：14mm.

容许负载力矩表 Allowable load moment

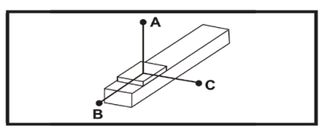

（单位Unit：mm）

水平安装 Horizontal Installation		A	B	C
导程 Lead 5	100 kg	5000	633	557
	125 kg	3880	491	431
	150 kg	3357	396	347
导程 Lead 10	100 kg	3220	396	347
	125 kg	2554	434	367
	150 kg	2113	349	295
导程 Lead 25	65 kg	1522	614	458
	85 kg	1136	451	336
	105 kg	893	350	262
导程 Lead 40	18 kg	2445	1616	1052
	30 kg	1436	938	613
	43 kg	978	630	412

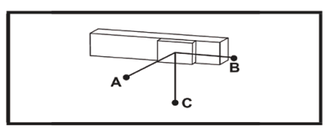

（单位Unit：mm）

墙面安装 Wall Installation		A	B	C
导程 Lead 5	110 kg	500	569	4500
	130 kg	412	469	3711
	150 kg	347	396	3357
导程 Lead 10	110 kg	427	503	2900
	130 kg	351	414	2444
	150 kg	295	349	2113
导程 Lead 25	70 kg	420	564	1404
	90 kg	315	420	1066
	105 kg	262	350	893
导程 Lead 40	15 kg	1272	1955	2948
	24 kg	778	1190	1813
	43 kg	412	630	978

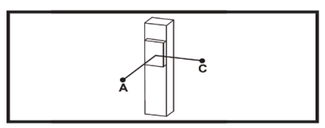

（单位Unit：mm）

垂直安装 Vertical Installation		A	C
导程 Lead 5	30 kg	2355	2355
	40 kg	1768	1768
	55 kg	1288	1288
导程 Lead 10	25 kg	2505	2505
	35 kg	1795	1795
	45 kg	1396	1396
导程 Lead 25	7 kg	2711	2711
	12 kg	2033	2033
	——	——	——
导程 Lead 40	7 kg	3522	3522
	12 kg	2055	2055
	——	——	——

EDH22 单轴 /1-axis
螺杆驱动

EDH-22-BC 直接安装 Motor Direct Installation

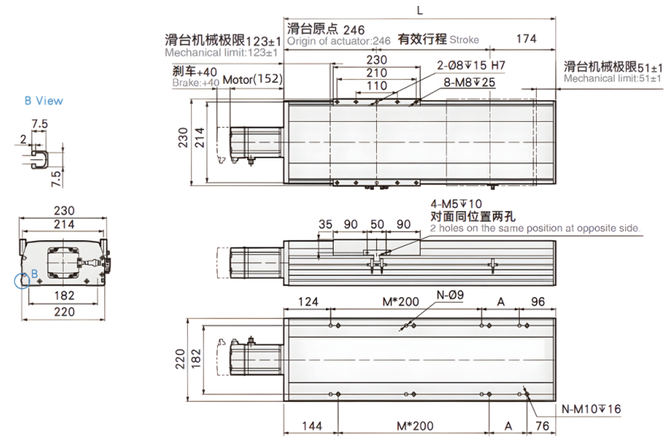

有效行程 stroke	50	100	150	200	250	300	350	400	450	500	550	600	650	700	750	800	850	900	950	1000	1050	1100	1150	1200	1250	1300	1350	1400	1450	1500
L	470	520	570	620	670	720	770	820	870	920	970	1020	1070	1120	1170	1220	1270	1320	1370	1420	1470	1520	1570	1620	1670	1720	1770	1820	1870	1920
A	50	100	150	200	50	100	150	200	50	100	150	200	50	100	150	200	50	100	150	200	50	100	150	200	50	100	150	200	50	100
M	1	1	1	1	2	2	2	2	3	3	3	3	4	4	4	4	5	5	5	5	6	6	6	6	7	7	7	7	8	8
N	6	6	6	6	8	8	8	8	10	10	10	10	12	12	12	12	14	14	14	14	16	16	16	16	18	18	18	18	20	20
重量 Weight(KG)	25.4	26.86	28.32	29.78	31.24	32.7	34.16	35.62	37.08	38.54	40	41.46	42.92	44.38	45.84	47.3	48.76	50.22	51.68	53.14	54.6	56.06	57.52	58.98	60.44	61.9	63.36	64.82	66.28	67.74

EDH-22-BM 马达下折安装 Motor Downside Parallel Installation

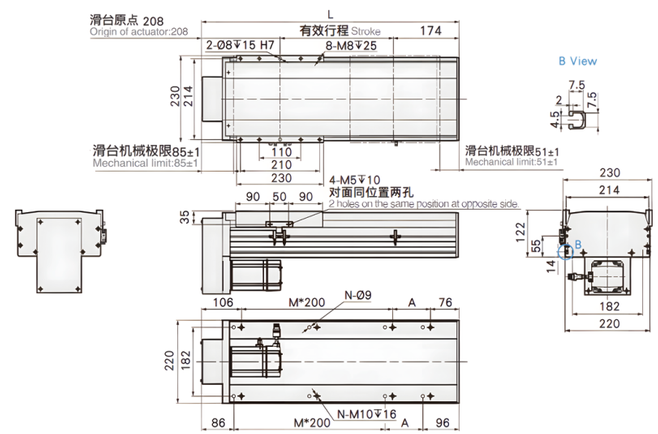

有效行程 stroke	50	100	150	200	250	300	350	400	450	500	550	600	650	700	750	800	850	900	950	1000	1050	1100	1150	1200	1250	1300	1350	1400	1450	1500
L	432	482	532	582	632	682	732	782	832	882	932	982	1032	1082	1132	1182	1232	1282	1332	1382	1432	1482	1532	1582	1632	1682	1732	1782	1832	1882
A	50	100	150	200	50	100	150	200	50	100	150	200	50	100	150	200	50	100	150	200	50	100	150	200	50	100	150	200	50	100
M	1	1	1	1	2	2	2	2	3	3	3	3	4	4	4	4	5	5	5	5	6	6	6	6	7	7	7	7	8	8
N	6	6	6	6	8	8	8	8	10	10	10	10	12	12	12	12	14	14	14	14	16	16	16	16	18	18	18	18	20	20
重量 Weight(KG)	24.2	25.66	27.12	28.58	30.04	31.5	32.96	34.42	35.88	37.34	38.8	40.26	41.72	43.18	44.64	46.1	47.56	49.02	50.48	51.94	53.4	54.86	56.32	57.78	59.24	60.7	62.16	63.62	65.08	66.54

EDH22 单轴 /1-axis

▶ 螺杆驱动

EDH-22-BL 马达左折安装 Motor Leftside Parallel Installation

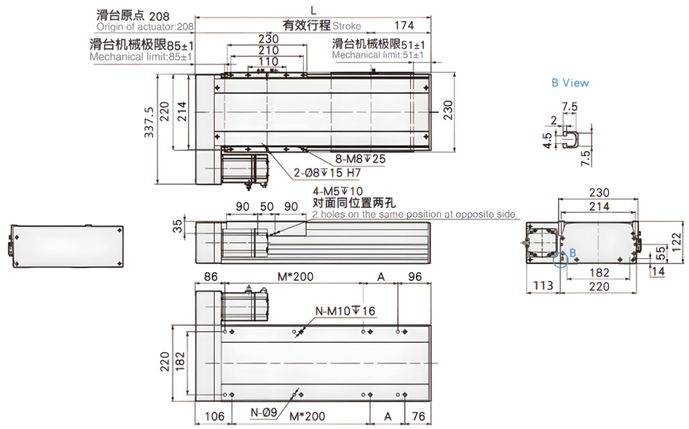

有效行程 stroke	50	100	150	200	250	300	350	400	450	500	550	600	650	700	750	800	850	900	950	1000	1050	1100	1150	1200	1250	1300	1350	1400	1450	1500
L	432	482	532	582	632	682	732	782	832	882	932	982	1032	1082	1132	1182	1232	1282	1332	1382	1432	1482	1532	1582	1632	1682	1732	1782	1832	1882
A	50	100	150	200	50	100	150	200	50	100	150	200	50	100	150	200	50	100	150	200	50	100	150	200	50	100	150	200	50	100
M	1	1	1	1	2	2	2	2	3	3	3	3	4	4	4	4	5	5	5	5	6	6	6	6	7	7	7	7	8	8
N	6	6	6	6	8	8	8	8	10	10	10	10	12	12	12	12	14	14	14	14	16	16	16	16	18	18	18	18	20	20
重量 Weight(KG)	24.2	25.66	27.12	28.58	30.04	31.5	32.96	34.42	35.88	37.34	38.8	40.26	41.72	43.18	44.64	46.1	47.56	49.02	50.48	51.94	53.4	54.86	56.32	57.78	59.24	60.7	62.16	63.62	65.08	66.54

EDH-22-BR 马达右折安装 Motor Rightside Parallel Installation

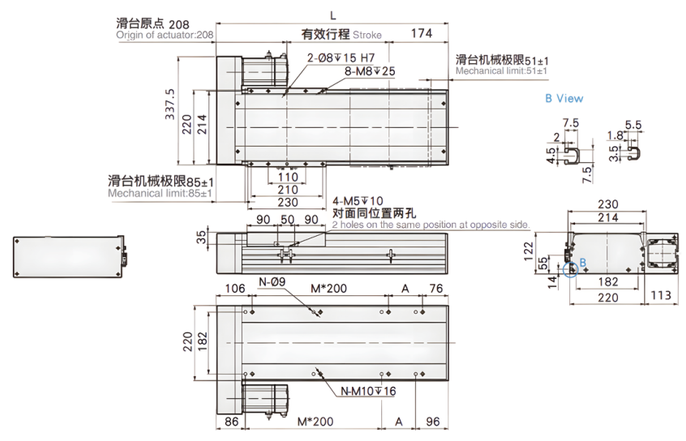

有效行程 stroke	50	100	150	200	250	300	350	400	450	500	550	600	650	700	750	800	850	900	950	1000	1050	1100	1150	1200	1250	1300	1350	1400	1450	1500
L	432	482	532	582	632	682	732	782	832	882	932	982	1032	1082	1132	1182	1232	1282	1332	1382	1432	1482	1532	1582	1632	1682	1732	1782	1832	1882
A	50	100	150	200	50	100	150	200	50	100	150	200	50	100	150	200	50	100	150	200	50	100	150	200	50	100	150	200	50	100
M	1	1	1	1	2	2	2	2	3	3	3	3	4	4	4	4	5	5	5	5	6	6	6	6	7	7	7	7	8	8
N	6	6	6	6	8	8	8	8	10	10	10	10	12	12	12	12	14	14	14	14	16	16	16	16	18	18	18	18	20	20
重量 Weight(KG)	24.2	25.66	27.12	28.58	30.04	31.5	32.96	34.42	35.88	37.34	38.8	40.26	41.72	43.18	44.64	46.1	47.56	49.02	50.48	51.94	53.4	54.86	56.32	57.78	59.24	60.7	62.16	63.62	65.08	66.54

全密螺杆滑台系列 FULL SCREW SLIDING TABLE SERIES

DCH Series



DCH系列模组核心参数

DCH series module core parameters

DCH14 Series

- 本体宽度:135mm
  Width
- 最大行程:1050mm
  Max stroke
- 最大荷重:110kg
  Max payload

DCH17 Series



- 本体宽度:170mm
  Width
- 最大行程:1250mm
  Max stroke
- 最大荷重:120kg
  Max payload

DCH22 Series



- 本体宽度:220mm
  Width
- 最大行程:1500mm
  Max stroke
- 最大荷重:150kg
  Max payload

DCH14 单轴 /1-axis

▶无尘室 ▶螺杆驱动

型号表现方式 Ordering Method

DCH14 - L5 - 50 - BC - M20B - C 4 - 0001

- **本机型号** Model
- **螺杆导程** Screw Lead
- **行程** Stroke
- **马达位置** Motor Position
- **马达品牌** Motor Brand
- **原点感应器** Home Sensor
- **端点极限感应器** Limit Sensor
- **特注样式** Customization Order No.

螺杆导程 Screw Lead

5	5mm
10	10mm
20	20mm
32	32mm

行程 Stroke

50-1050mm
50间隔 50 mm Pitch

马达位置 Motor Position

BC	马达外露 Motor exposed
BM	马达下折 Motor Bottom Side
BL	马达左折 Motor Left Side
BR	马达右折 Motor Right Side

马达品牌 Motor Brand

M	三菱 Mitsubishi	10	-	B
P	松下 Panasonic	20	200W	
Y	安川 Yaskawa	40	-	
T	台达 Delta		-	
I	汇川 Inovanve		-	
H	禾川 Hcfa		-	
Q	其他 Other		-	

原点感应器 Home Sensor

外挂型 Out Side	
C	马达侧 Motor Side
D	反马达侧 Opposite Motor Side
无 SENSOR No Sensor	
E	无 SENSOR No Sensor

端点极限感应器 Limit Sensor

外挂型 Out Side	
3	1只 1Pc
4	2只 2Pc
无 SENSOR No Sensor	
5	无 SENSOR No Sensor



静态容许负载惯量 Static Loading Inertia

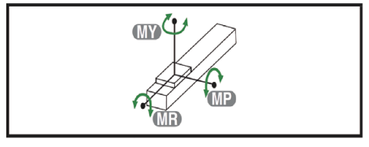

(单位Unit：mm)

MY	551
MP	552
MR	485

*力矩表所表示的数据，代表重心。
The torque value in the chart indicate the center of gravity.

*符合型录规范的正常使用下，保证寿命为10000公里。
Operation life is 10,000km when the product is using under the specified conditions.

*倒吊使用无法套用标准规范，如有需求请洽询我司业务。
Data information is not for ceiling-mount inverse use. Contact us for the details if you want to apply ceiling-mount inverse usage.

DCH14 单轴 /1-axis ▶无尘室 ▶螺杆驱动

产品参数 Product Parameter

规格 Spec	位置重复精度	Repeatability (mm)	±0.01			
	螺杆导程	Ball Screw Lead (mm)	5	10	20	32
	最高速度*1	Maximum Speed(mm/s)	250	500	1000	1600
	最大负载 Maximum Payload	水平 Horizontal(kg)	95	75	35	15
		垂直 Vertical(kg)	27	18	7	-
	额定推力	Rated Thrust (N)	683	341	174	107
	标准行程*2	Storke Range(mm)	50...1050/50行程递增			
部件 Parts	马达容量	Motor Output (W)	200W			
	螺杆外径	Screw Diameter(mm)	C7 Φ16			
	滑轨规格	Sliding rail Specification	W15×H12.5			
	联轴器规格	Coupler Specification	10×14×11 *3			
	原点感应器 Home Sensor	外挂 Outside	SY-307NA-W(NPN)			

感应器接线图(原点及端点) Sensor Layout

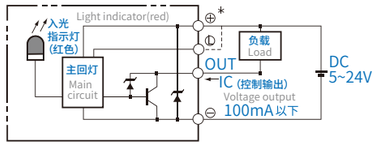

注 1: 使用 Panasonic 200W 马达时，马达轴心为 Ø11；其他厂牌，马达轴心为 Ø14。
Motor (200W) Shaft Diameter: Panasonic: 11mm; Other: 14mm.

*1 马达加减速设定0.2秒。
Acceleration and deacceleration value is set 0.2 second.

*2 行程超过750mm时，会产生螺杆偏摆，此时请将速度调降。
When the stroke is over 750mm, the run-out of the ballscrew will occur . We recommend to low down the working speed under this circumstances.

*3 使用Panasonic 200W 马达时，马达轴心为Φ11mm；其他品牌，马达轴心为Φ14mm。
Motor（200W）shaft diameter.Panasonic：11mm；Other：14mm.

容许负载力矩表 Allowable load moment

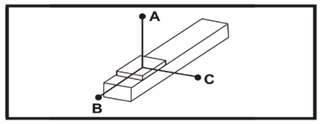

(单位Unit：mm)

水平安装 Horizontal Installation		A	B	C
导程 Lead 5	60 kg	2512	242	232
	80 kg	1811	172	164
	95 kg	1537	138	133
导程 Lead 10	30 kg	2727	470	430
	50 kg	1577	266	242
	75 kg	1004	164	150
导程 Lead 20	10 kg	2304	1222	1028
	22 kg	1443	540	451
	35 kg	1005	324	271
导程 Lead 32	10 kg	1555	840	623
	15 kg	1033	545	405
	——	——	——	——

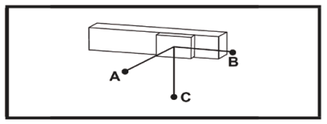

(单位Unit：mm)

墙面安装 Wall Installation		A	B	C
导程 Lead 5	55 kg	257	269	2883
	75 kg	178	186	2000
	95 kg	133	138	1537
导程 Lead 10	35 kg	363	395	2368
	55 kg	218	238	1445
	75 kg	150	164	1004
导程 Lead 20	12 kg	854	1019	2552
	20 kg	500	596	1588
	35 kg	271	324	1005
导程 Lead 32	8 kg	787	1060	1980
	15 kg	405	545	1033
	——	——	——	——

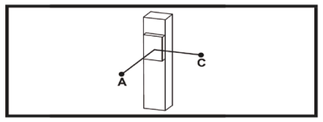

(单位Unit：mm)

垂直安装 Vertical Installation		A	C
导程 Lead 5	15 kg	1118	1118
	22 kg	770	770
	27 kg	626	626
导程 Lead 10	10 kg	1500	1500
	14 kg	1072	1072
	18 kg	833	833
导程 Lead 20	4 kg	2980	2980
	7 kg	1700	1700
	——	——	——

DCH14 单轴 /1-axis

▶无尘室 ▶螺杆驱动

DCH-14-BC 马达外露安装 Motor Exposed Installation

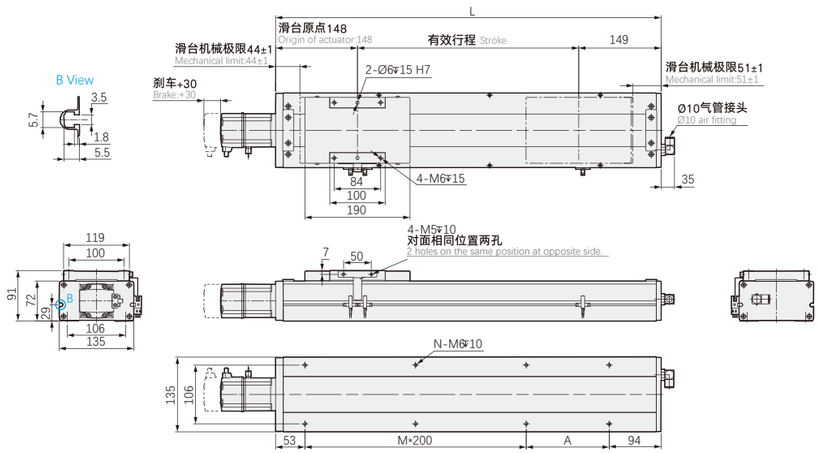

有效行程 Stroke	50	100	150	200	250	300	350	400	450	500	550	600	650	700	750	800	850	900	950	1000	1050
L	347	397	447	497	547	597	647	697	747	797	847	897	947	997	1047	1097	1147	1197	1247	1297	1347
A	200	50	100	150	200	50	100	150	200	50	100	150	200	50	100	150	200	50	100	150	200
M	0	1	1	1	1	2	2	2	2	3	3	3	3	4	4	4	4	5	5	5	5
N	4	6	6	6	6	8	8	8	8	10	10	10	10	12	12	12	12	14	14	14	14
重量 Weight(KG)	10.5	11.1	11.7	12.3	12.9	13.5	14.1	14.7	15.3	15.9	16.5	17.1	17.7	18.3	18.9	19.5	20.1	20.7	21.3	21.9	22.5

F

DCH-14-BM 马达下折安装 Motor Bottom Side Installation

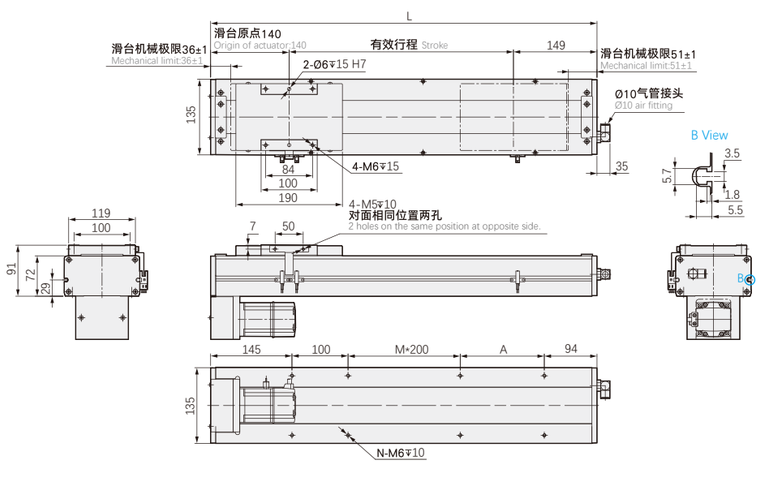

有效行程 Stroke	50	100	150	200	250	300	350	400	450	500	550	600	650	700	750	800	850	900	950	1000	1050
L	339	389	439	489	539	589	639	689	739	789	839	889	939	989	1039	1089	1139	1189	1239	1289	1339
A	200	50	100	150	200	50	100	150	200	50	100	150	200	50	100	150	200	50	100	150	200
M	0	0	0	0	0	1	1	1	1	2	2	2	2	3	3	3	3	4	4	4	4
N	4	6	6	6	6	8	8	8	8	10	10	10	10	12	12	12	12	14	14	14	14
重量 Weight(KG)	10.9	11.52	12.14	12.76	13.38	14	14.62	15.24	15.86	16.48	17.1	17.72	18.34	18.96	19.58	20.2	20.82	21.44	22.06	22.68	23.3

DCH14 单轴 /1-axis
▶无尘室 ▶螺杆驱动

DCH-14-BL 马达左折安装 Motor Leftside Parallel Installation

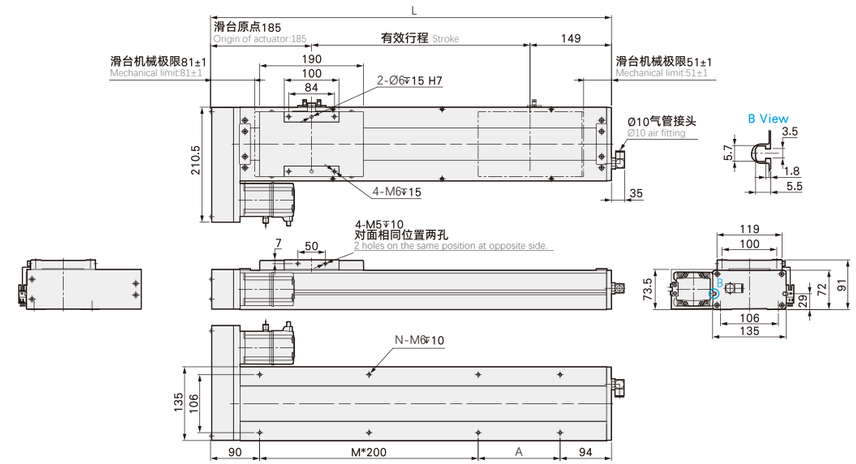

有效行程 Stroke	50	100	150	200	250	300	350	400	450	500	550	600	650	700	750	800	850	900	950	1000	1050
L	384	434	484	534	584	634	684	734	784	834	884	934	984	1034	1084	1134	1184	1234	1284	1334	1384
A	200	50	100	150	200	50	100	150	200	50	100	150	200	50	100	150	200	50	100	150	200
M	0	1	1	1	1	2	2	2	2	3	3	3	3	4	4	4	4	5	5	5	5
N	4	6	6	6	6	8	8	8	8	10	10	10	10	12	12	12	12	14	14	14	14
重量 Weight(KG)	10.9	11.52	12.14	12.76	13.38	14	14.62	15.24	15.86	16.48	17.1	17.72	18.34	18.96	19.58	20.2	20.82	21.44	22.06	22.68	23.3

DCH-14-BR 马达右折安装 Motor Rightside Parallel Installation

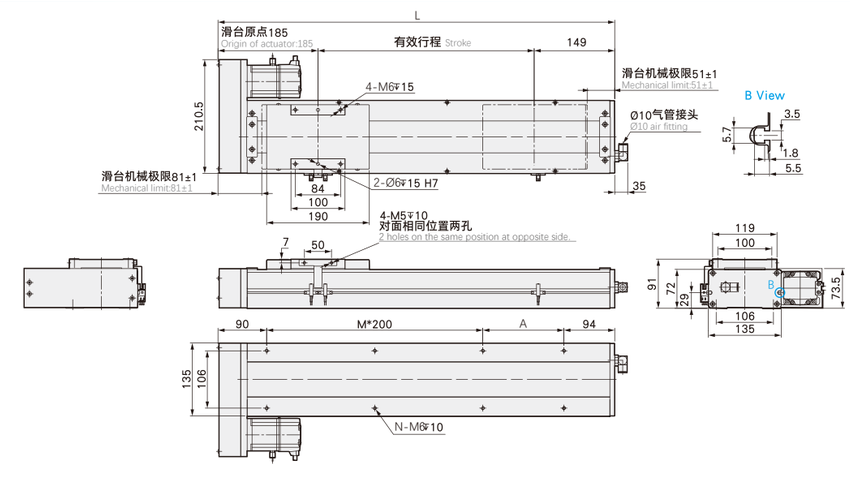

有效行程 Stroke	50	100	150	200	250	300	350	400	450	500	550	600	650	700	750	800	850	900	950	1000	1050
L	384	434	484	534	584	634	684	734	784	834	884	934	984	1034	1084	1134	1184	1234	1284	1334	1384
A	200	50	100	150	200	50	100	150	200	50	100	150	200	50	100	150	200	50	100	150	200
M	0	1	1	1	1	2	2	2	2	3	3	3	3	4	4	4	4	5	5	5	5
N	4	6	6	6	6	8	8	8	8	10	10	10	10	12	12	12	12	14	14	14	14
重量 Weight(KG)	10.9	11.52	12.14	12.76	13.38	14	14.62	15.24	15.86	16.48	17.1	17.72	18.34	18.96	19.58	20.2	20.82	21.44	22.06	22.68	23.3

型号表现方式 Ordering Method

DCH17 - L5 - 50 - BC - M40B - C 4 - 0001

- DCH17：本机型号 Model
- 行程 Stroke：50-1250mm；50间隔 50 mm Pitch
- 螺杆导程 Screw Lead
- 马达位置 Motor Position
- 马达品牌 Motor Brand
- 原点感应器 Home Sensor
- 端点极限感应器 Limit Sensor
- 0001：特注样式 Customization Order No.

螺杆导程 Screw Lead

5	5mm
10	10mm
20	20mm
40	40mm

马达位置 Motor Position

BC	马达外露 Motor exposed
BM	马达下折 Motor Bottom Side
BL	马达左折 Motor Left Side
BR	马达右折 Motor Right Side

马达品牌 Motor Brand

M	三菱 Mitsubishi	10	-	B
P	松下 Panasonic	20	-	
Y	安川 Yaskawa	40	400W	
T	台达 Delta		-	
I	汇川 Inovanve		-	
H	禾川 Hcfa		-	
Q	其他 Other		-	

原点感应器 Home Sensor

	外挂型 Out Side
C	马达侧 Motor Side
D	反马达侧 Opposite Motor Side
	无 SENSOR No Sensor
E	无 SENSOR No Sensor

端点极限感应器 Limit Sensor

	外挂型 Out Side
3	1只 1Pc
4	2只 2Pc
	无 SENSOR No Sensor
5	无 SENSOR No Sensor



静态容许负载惯量 Static Loading Inertia

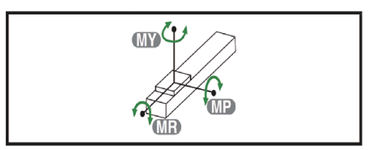

（单位Unit：mm）

MY	1032
MP	1034
MR	908

*力矩表所表示的数据，代表重心。
The torque value in the chart indicate the center of gravity.

*符合型录规范的正常使用下，保证寿命为10000公里。
Operation life is 10,000km when the product is using under the specified conditions.

*倒吊使用无法套用标准规范，如有需求请洽询我司业务。
Data information is not for ceiling-mount inverse use. Contact us for the details if you want to apply ceiling-mount inverse usage.

DCH17 单轴 /1-axis ▶无尘室 ▶螺杆驱动

产品参数 Product Parameter

规格 Spec	位置重复精度	Repeatability (mm)	±0.01			
	螺杆导程	Ball Screw Lead (mm)	5	10	20	40
	最高速度*1	Maximum Speed(mm/s)	250	500	1000	2000
	最大负载 Maximum Payload	水平 Horizontal(kg)	120	110	75	22
		垂直 Vertical(kg)	40	30	14	7
	额定推力	Rated Thrust (N)	1388	694	347	174
	标准行程*2	Storke Range(mm)	50...1250/50行程递增			
部件 Parts	马达容量	Motor Output (W)	400W			
	螺杆外径	Screw Diameter(mm)	C7 Φ20			
	滑轨规格	Sliding rail Specification	W20×H15			
	联轴器规格	Coupler Specification	12×14*3			
	原点感应器 Home Sensor	外挂 Outside	SY-307NA-W(NPN)			

感应器接线图（原点及端点）Sensor Layout

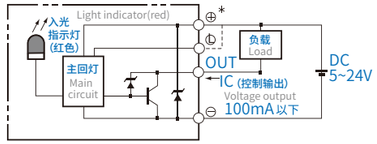

注 1: 使用 Panasonic 200W 马达时，马达轴心为 Ø11；其他厂牌，马达轴心为 Ø14。
Motor (200W) Shaft Diameter: Panasonic: 11mm; Other: 14mm.

*1 马达加减速设定0.2秒。
Acceleration and deacceleration value is set 0.2 second.

*2 行程超过750mm时，会产生螺杆偏摆，此时请将速度调降。
When the stroke is over 750mm, the run-out of the ballscrew will occur . We recommend to low down the working speed under this circumstances.

*3 使用Panasonic 200W 马达时，马达轴心为Φ11mm；其他品牌，马达轴心为Φ14mm。
Motor（200W）shaft diameter.Panasonic：11mm；Other：14mm.

容许负载力矩表 Allowable load moment

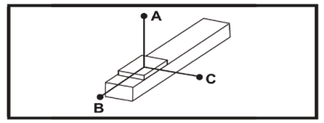

（单位Unit：mm）

水平安装 Horizontal Installation		A	B	C
导程 Lead 5	70 kg	3235	349	408
	90 kg	2482	263	306
	120 kg	1850	187	217
导程 Lead 10	65 kg	1911	338	373
	85 kg	1445	248	276
	110 kg	1102	182	202
导程 Lead 20	35 kg	1666	547	538
	55 kg	1030	331	328
	75 kg	733	231	230
导程 Lead 40	15 kg	1126	740	577
	22 kg	755	491	384
	——	——	——	——

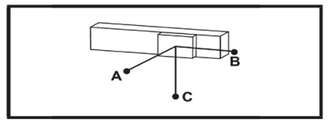

（单位Unit：mm）

墙面安装 Wall Installation		A	B	C
导程 Lead 5	75 kg	377	322	2988
	95 kg	288	246	2333
	120 kg	218	187	1850
导程 Lead 10	60 kg	408	368	2092
	80 kg	296	266	1554
	110 kg	202	182	1102
导程 Lead 20	30 kg	633	644	1961
	50 kg	365	369	1143
	75 kg	230	231	733
导程 Lead 40	12 kg	729	936	1417
	22 kg	384	491	755
	——	——	——	——

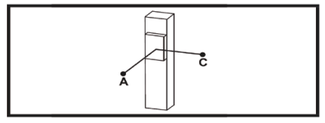

（单位Unit：mm）

垂直安装 Vertical Installation		A	C
导程 Lead 5	20 kg	1368	1368
	30 kg	911	911
	40 kg	683	683
导程 Lead 10	15 kg	1618	1618
	25 kg	970	970
	30 kg	808	808
导程 Lead 20	10 kg	1922	1922
	14 kg	1377	1377
	——	——	——
导程 Lead 40	4 kg	2377	2377
	7 kg	1356	1356
	——	——	——

DCH17 单轴 /1-axis

▶无尘室 ▶螺杆驱动

DCH-17-BC 马达外露安装 Motor Exposed Installation

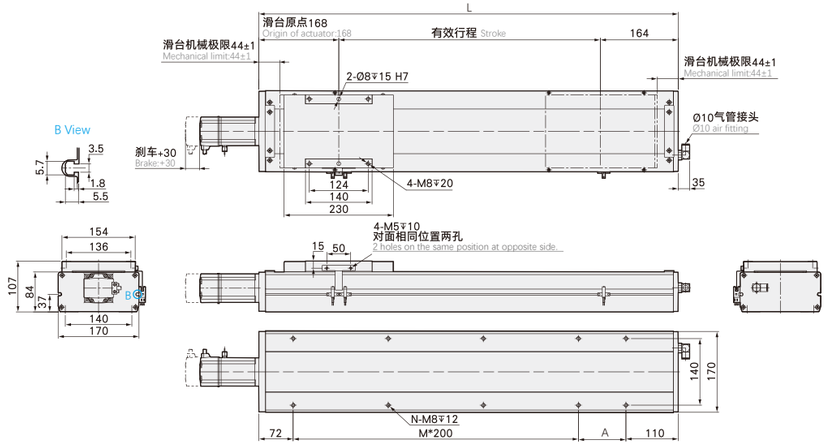

有效行程 Stroke	50	100	150	200	250	300	350	400	450	500	550	600	650	700	750	800	850	900	950	1000	1050	1100	1150	1200	1250
L	382	432	482	532	582	632	682	732	782	832	882	932	982	1032	1082	1132	1182	1232	1282	1332	1382	1432	1482	1532	1582
A	200	50	100	150	200	50	100	150	200	50	100	150	200	50	100	150	200	50	100	150	200	50	100	150	200
M	0	1	1	1	1	2	2	2	2	3	3	3	3	4	4	4	4	5	5	5	5	6	6	6	6
N	4	6	6	6	6	8	8	8	8	10	10	10	10	12	12	12	12	14	14	14	14	16	16	16	16
重量 Weight(KG)	11.84	12.62	13.4	14.18	14.96	15.74	16.52	17.3	18.08	18.85	19.63	20.41	21.19	21.97	22.75	23.53	24.31	25.09	25.87	26.65	27.43	28.21	28.99	29.77	30.55

DCH-17-BM 马达下折安装 Motor Bottom Side Installation

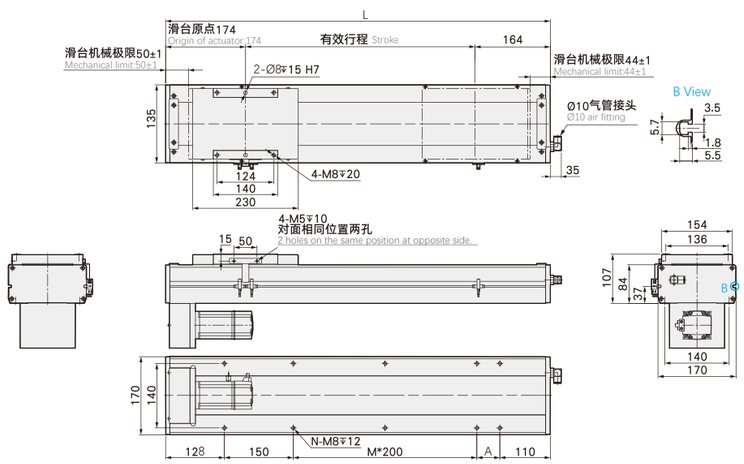

有效行程 Stroke	50	100	150	200	250	300	350	400	450	500	550	600	650	700	750	800	850	900	950	1000	1050	1100	1150	1200	1250
L	388	438	488	538	588	638	688	738	788	838	888	938	988	1038	1088	1138	1188	1238	1288	1338	1388	1438	1488	1538	1588
A	200	50	100	150	200	50	100	150	200	50	100	150	200	50	100	150	200	50	100	150	200	50	100	150	200
M	0	0	0	0	0	1	1	1	1	2	2	2	2	3	3	3	3	4	4	4	4	5	5	5	5
N	4	6	6	6	6	8	8	8	8	10	10	10	10	12	12	12	12	14	14	14	14	16	16	16	16
重量 Weight(KG)	12.61	13.39	14.17	14.96	15.74	16.53	17.31	18.1	18.88	19.67	20.45	21.24	22.02	22.81	23.59	24.38	25.17	25.95	26.74	27.52	28.31	29.09	29.88	30.66	31.45

DWY Series
GDH Series
EDH Series
DCH Series
DTB Series
DCB Series
DHN Series
KKD Series
参考资料 Reference Data

DCH17 单轴 /1-axis

▶无尘室 ▶螺杆驱动

DCH-17-BL 马达左折安装 Motor Leftside Parallel Installation

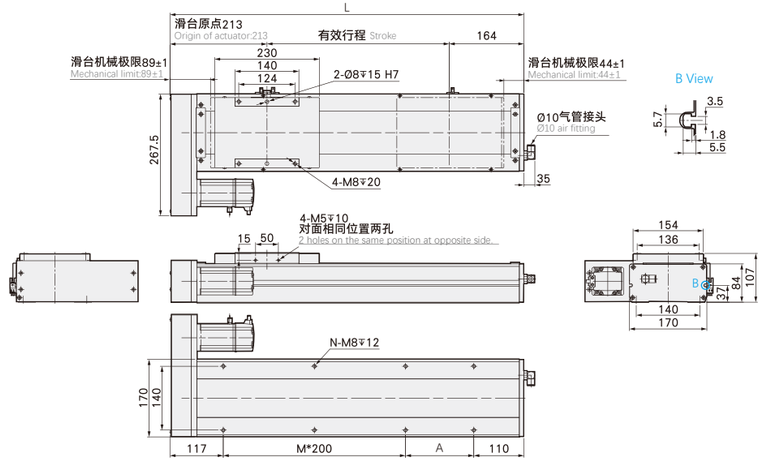

有效行程 Stroke	50	100	150	200	250	300	350	400	450	500	550	600	650	700	750	800	850	900	950	1000	1050	1100	1150	1200	1250
L	427	477	527	577	627	677	727	777	827	877	927	977	1027	1077	1127	1177	1227	1277	1327	1377	1427	1477	1527	1577	1627
A	200	50	100	150	200	50	100	150	200	50	100	150	200	50	100	150	200	50	100	150	200	50	100	150	200
M	0	1	1	1	1	2	2	2	2	3	3	3	3	4	4	4	4	5	5	5	5	6	6	6	6
N	4	6	6	6	6	8	8	8	8	10	10	10	10	12	12	12	12	14	14	14	14	16	16	16	16
重量 Weight(KG)	12.61	13.39	14.17	14.96	15.74	16.53	17.31	18.1	18.88	19.67	20.45	21.24	22.02	22.81	23.59	24.38	25.17	25.95	26.74	27.52	28.31	29.09	29.88	30.66	31.45

DCH-17-BR 马达右折安装 Motor Rightside Parallel Installation

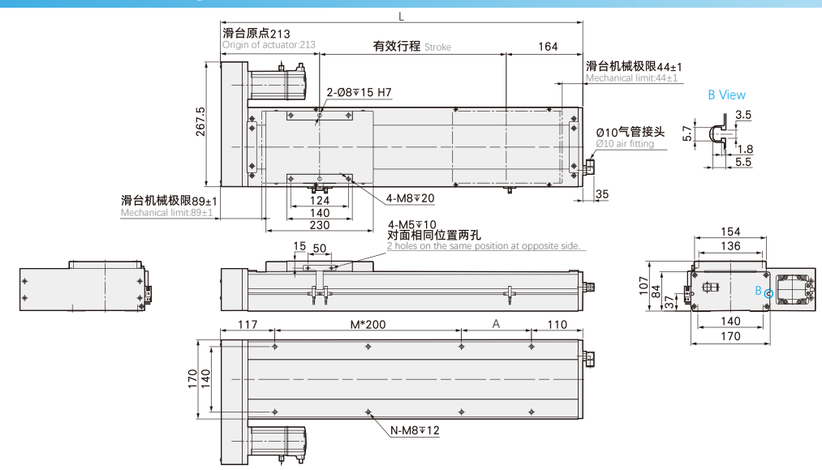

有效行程 Stroke	50	100	150	200	250	300	350	400	450	500	550	600	650	700	750	800	850	900	950	1000	1050	1100	1150	1200	1250
L	427	477	527	577	627	677	727	777	827	877	927	977	1027	1077	1127	1177	1227	1277	1327	1377	1427	1477	1527	1577	1627
A	200	50	100	150	200	50	100	150	200	50	100	150	200	50	100	150	200	50	100	150	200	50	100	150	200
M	0	1	1	1	1	2	2	2	2	3	3	3	3	4	4	4	4	5	5	5	5	6	6	6	6
N	4	6	6	6	6	8	8	8	8	10	10	10	10	12	12	12	12	14	14	14	14	16	16	16	16
重量 Weight(KG)	12.61	13.39	14.17	14.96	15.74	16.53	17.31	18.1	18.88	19.67	20.45	21.24	22.02	22.81	23.59	24.38	25.17	25.95	26.74	27.52	28.31	29.09	29.88	30.66	31.45

DCH22 单轴 /1-axis

▶无尘室 ▶螺杆驱动

型号表现方式 Ordering Method

DCH22 - L10 - 50 - BC - M75B - C 4 - 0001

- **本机型号** Model
- **行程** Stroke: 50-1500mm; 50间隔 50 mm Pitch
- **螺杆导程** Screw Lead
- **马达位置** Motor Position
- **马达品牌** Motor Brand
- **原点感应器** Home Sensor
- **端点极限感应器** Limit Sensor
- **特注样式** Customization Order No.

螺杆导程 Screw Lead

5	5mm
10	10mm
20	20mm
40	40mm

马达位置 Motor Position

BC	马达外露 Motor exposed
BM	马达下折 Motor Bottom Side
BL	马达左折 Motor Left Side
BR	马达右折 Motor Right Side

马达品牌 Motor Brand

M	三菱 Mitsubishi	10	-	B
P	松下 Panasonic	20	-	
Y	安川 Yaskawa	40	-	
T	台达 Delta	75	750W	
I	汇川 Inovanve		-	
H	禾川 Hcfa		-	
Q	其他 Other		-	

原点感应器 Home Sensor

外挂型 Out Side	
C	马达侧 Motor Side
D	反马达侧 Opposite Motor Side
无 SENSOR No Sensor	
E	无 SENSOR No Sensor

端点极限感应器 Limit Sensor

外挂型 Out Side	
3	1只 1Pc
4	2只 2Pc
无 SENSOR No Sensor	
5	无 SENSOR No Sensor



静态容许负载惯量 Static Loading Inertia

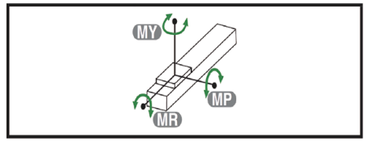

(单位Unit：mm)

MY	2052
MP	2052
MR	1810

*力矩表所表示的数据，代表重心。
The torque value in the chart indicate the center of gravity.

*符合型录规范的正常使用下，保证寿命为10000公里。
Operation life is 10,000km when the product is using under the specified conditions.

*倒吊使用无法套用标准规范，如有需求请洽询我司业务。
Data information is not for ceiling-mount inverse use. Contact us for the details if you want to apply ceiling-mount inverse usage.

DCH22 单轴 /1-axis
▶无尘室 ▶螺杆驱动

产品参数 Product Parameter

规格 Spec	位置重复精度	Repeatability (mm)	±0.01			
	螺杆导程	Ball Screw Lead (mm)	5	10	25	40
	最高速度*1	Maximum Speed(mm/s)	250	500	1250	2000
	最大负载 Maximum Payload	水平 Horizontal(kg)	180	150	105	43
		垂直 Vertical(kg)	55	45	20	12
	额定推力	Rated Thrust (N)	2565	1281	640	320
	标准行程*2	Storke Range(mm)	50...1500/50行程递增			
部件 Parts	马达容量	Motor Output (W)	700W			
	螺杆外径	Screw Diameter(mm)	C7 Φ25			C7 Φ20
	滑轨规格	Sliding rail Specification	W23×H18			
	联轴器规格	Coupler Specification	17×19*3			12×19*3
	原点感应器 Home Sensor	外挂 Outside	SY-307NA-W(NPN)			

感应器接线图(原点及端点) Sensor Layout

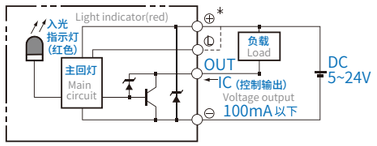

注 1: 使用 Panasonic 200W 马达时，马达轴心为 Ø11；其他厂牌，马达轴心为 Ø14。
Motor (200W) Shaft Diameter: Panasonic: 11mm; Other: 14mm.

*1 马达加减速设定0.2秒。
Acceleration and deacceleration value is set 0.2 second.

*2 行程超过750mm时，会产生螺杆偏摆，此时请将速度调降。
When the stroke is over 750mm, the run-out of the ballscrew will occur . We recommend to low down the working speed under this circumstances.

*3 使用Panasonic 200W 马达时，马达轴心为Φ11mm；其他品牌，马达轴心为Φ14mm。
Motor（200W）shaft diameter.Panasonic：11mm；Other：14mm.

容许负载力矩表 Allowable load moment

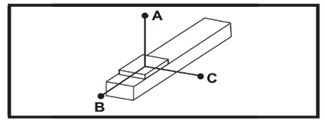

(单位Unit：mm)

水平安装 Horizontal Installation		A	B	C
导程 Lead 5	100 kg	5000	633	557
	125 kg	3880	491	431
	150 kg	3357	396	347
导程 Lead 10	100 kg	3220	563	474
	125 kg	2554	434	367
	150 kg	2113	349	295
导程 Lead 25	65 kg	1522	614	458
	85 kg	1136	451	336
	105 kg	893	350	262
导程 Lead 40	18 kg	2445	1616	1052
	30 kg	1436	938	613
	43 kg	978	630	412

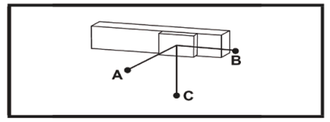

(单位Unit：mm)

墙面安装 Wall Installation		A	B	C
导程 Lead 5	110 kg	500	569	4500
	130 kg	412	469	3711
	150 kg	347	396	3357
导程 Lead 10	110 kg	427	503	2900
	130 kg	351	414	2444
	150 kg	295	349	2113
导程 Lead 25	70 kg	420	564	1404
	90 kg	315	420	1066
	105 kg	262	350	893
导程 Lead 40	15 kg	1272	1955	2948
	24 kg	778	1190	1813
	43 kg	412	630	978

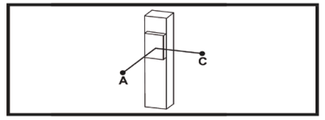

(单位Unit：mm)

垂直安装 Vertical Installation		A	C
导程 Lead 5	30 kg	2355	2355
	40 kg	1768	1768
	55 kg	1288	1288
导程 Lead 10	25 kg	2505	2505
	35 kg	1795	1795
	40 kg	1396	1396
导程 Lead 25	15 kg	2711	2711
	20 kg	2033	2033
	20 kg	2033	2033
导程 Lead 40	7 kg	3511	3511
	12 kg	2055	2055
	12 kg	2055	2055

DCH-22-BC 马达外露安装 Motor Exposed Installation

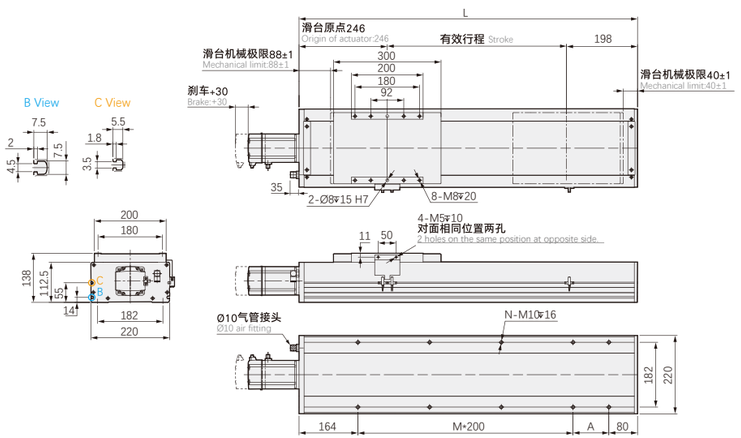

有效行程 Stroke	50	100	150	200	250	300	350	400	450	500	550	600	650	700	750	800	850	900	950	1000	1050	1100	1150	1200	1250	1300	1350	1400	1450	1500
L	494	544	594	644	694	744	794	844	894	944	994	1044	1094	1144	1194	1244	1294	1344	1394	1444	1494	1544	1594	1644	1694	1744	1794	1844	1894	1994
A	50	100	150	200	50	100	150	200	50	100	150	200	50	100	150	200	50	100	150	200	50	100	150	200	50	100	150	200	50	100
M	1	1	1	1	2	2	2	2	3	3	3	3	4	4	4	4	5	5	5	5	6	6	6	6	7	7	7	7	8	8
N	6	6	6	6	8	8	8	8	10	10	10	10	12	12	12	12	14	14	14	14	16	16	16	16	18	18	18	18	20	20
重量 Weight(KG)	27.5	28.96	30.42	31.88	33.34	34.8	36.26	37.72	39.18	40.64	42.1	43.56	45.02	46.48	47.94	49.4	50.86	52.32	53.78	55.24	56.7	58.16	59.62	61.08	62.54	64	65.46	66.92	68.38	69.84

DCH-22-BM 马达下折安装 Motor Bottom Side Installation

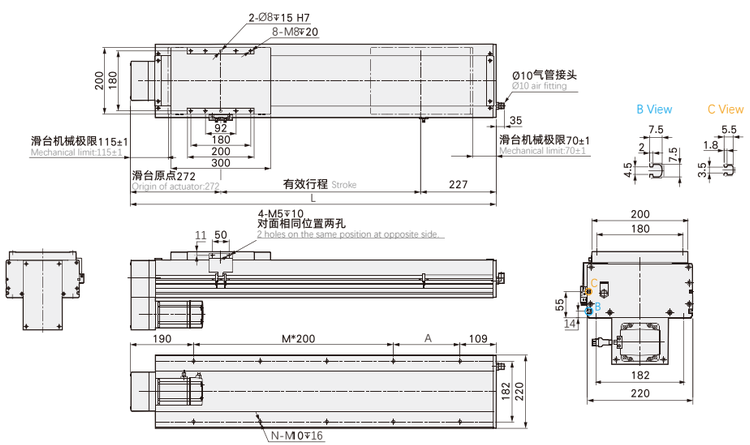

有效行程 Stroke	50	100	150	200	250	300	350	400	450	500	550	600	650	700	750	800	850	900	950	1000	1050	1100	1150	1200	1250	1300	1350	1400	1450	1500
L	549	599	649	699	749	799	849	899	949	999	1049	1099	1149	1199	1249	1299	1349	1399	1449	1499	1549	1599	1649	1699	1749	1799	1849	1899	1949	1999
A	50	100	150	200	50	100	150	200	50	100	150	200	50	100	150	200	50	100	150	200	50	100	150	200	50	100	150	200	50	100
M	1	1	1	1	2	2	2	2	3	3	3	3	4	4	4	4	5	5	5	5	6	6	6	6	7	7	7	7	8	8
N	6	6	6	6	8	8	8	8	10	10	10	10	12	12	12	12	14	14	14	14	16	16	16	16	18	18	18	18	20	20
重量 Weight(KG)	28.6	30.06	31.52	32.98	34.44	35.9	37.36	38.82	40.28	41.74	43.2	44.66	46.12	47.58	49.04	50.5	51.96	53.42	54.88	56.34	57.8	59.26	60.72	62.18	63.64	65.1	65.56	68.02	69.48	70.94

DCH-22-BL 马达左折安装 Motor Leftside Parallel Installation

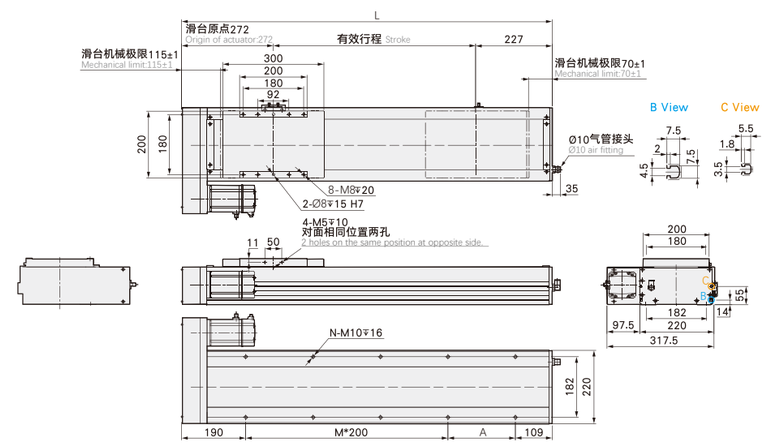

有效行程 Stroke	50	100	150	200	250	300	350	400	450	500	550	600	650	700	750	800	850	900	950	1000	1050	1100	1150	1200	1250	1300	1350	1400	1450	1500
L	549	599	649	699	749	799	849	899	949	999	1049	1099	1149	1199	1249	1299	1349	1399	1449	1499	1549	1599	1649	1699	1749	1799	1849	1899	1949	1999
A	50	100	150	200	50	100	150	200	50	100	150	200	50	100	150	200	50	100	150	200	50	100	150	200	50	100	150	200	50	100
M	1	1	1	1	2	2	2	2	3	3	3	3	4	4	4	4	5	5	5	5	6	6	6	6	7	7	7	7	8	8
N	6	6	6	6	8	8	8	8	10	10	10	10	12	12	12	12	14	14	14	14	16	16	16	16	18	18	18	18	20	20
重量 Weight(KG)	28.6	30.06	31.52	32.98	34.44	35.9	37.36	38.82	40.28	41.74	43.2	44.66	46.12	47.58	49.04	50.5	51.96	53.42	54.88	56.34	57.8	59.26	60.72	62.18	63.64	65.1	65.56	68.02	69.48	70.94

DCH-22-BR 马达右折安装 Motor Rightside Parallel Installation

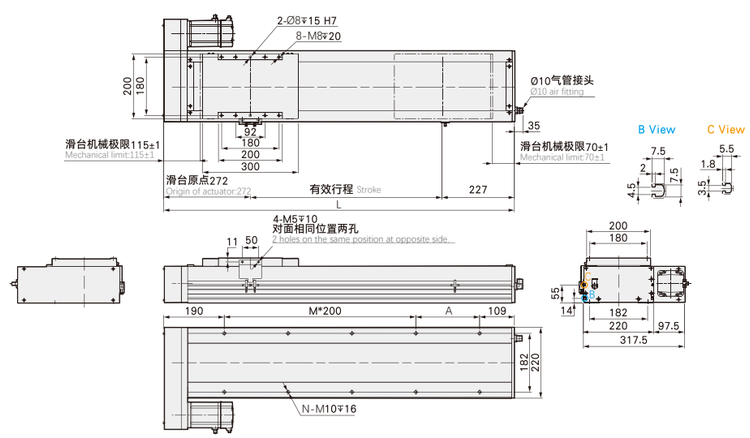

有效行程 Stroke	50	100	150	200	250	300	350	400	450	500	550	600	650	700	750	800	850	900	950	1000	1050	1100	1150	1200	1250	1300	1350	1400	1450	1500
L	549	599	649	699	749	799	849	899	949	999	1049	1099	1149	1199	1249	1299	1349	1399	1449	1499	1549	1599	1649	1699	1749	1799	1849	1899	1949	1999
A	50	100	150	200	50	100	150	200	50	100	150	200	50	100	150	200	50	100	150	200	50	100	150	200	50	100	150	200	50	100
M	1	1	1	1	2	2	2	2	3	3	3	3	4	4	4	4	5	5	5	5	6	6	6	6	7	7	7	7	8	8
N	6	6	6	6	8	8	8	8	10	10	10	10	12	12	12	12	14	14	14	14	16	16	16	16	18	18	18	18	20	20
重量 Weight(KG)	28.6	30.06	31.52	32.98	34.44	35.9	37.36	38.82	40.28	41.74	43.2	44.66	46.12	47.58	49.04	50.5	51.96	53.42	54.88	56.34	57.8	59.26	60.72	62.18	63.64	65.1	65.56	68.02	69.48	70.94

标准皮带滑台系列 FULL-SEAL BELT SLIDING TABLE SERIES

DTB Series

DTB系列模组核心参数
DTB series module core parameters

DTB10 Series



- 本体宽度:102mm Width
- 最大行程:2550mm Max stroke
- 最大荷重:10kg Max payload

DTB14 Series



- 本体宽度:135mm Width
- 最大行程:3050mm Max stroke
- 最大荷重:25kg Max payload

DTB17 Series

- 本体宽度:170mm Width
- 最大行程:3050mm Max stroke
- 最大荷重:45kg Max payload

DTB22 Series

- 本体宽度:220mm Width
- 最大行程:3550mm Max stroke
- 最大荷重:85kg Max payload

型号表现方式 Ordering Method

DTB10 - L 32 - 50 - L - M10B - C 4 - 0001

- DTB10: 本机型号 Model
- 行程 Stroke: 50-2550mm; 50间隔 50 mm Pitch
- 特注样式 Customization Order No.

皮带型式 Belt Type

L	无尘皮带 Clean belt
X	橡胶皮带 Rubber belt

导程 Lead

32	32mm

马达位置 Motor Position

L	马达左折 Motor Left Side
LU	马达左上折 Motor Left Upper Side
LD	马达左下折 Motor Left Lower Side
R	马达右折 Motor Right Side
RU	马达右上折 Motor Right Upper Side
RD	马达右下折 Motor Right Lower Side

马达品牌 Motor Brand

M	三菱 Mitsubishi	10	100W	B
P	松下 Panasonic	20	-	
Y	安川 Yaskawa	40	-	
T	台达 Delta	75	-	
I	汇川 Inovanve		-	
H	禾川 Hcfa		-	
Q	其他 Other		-	

原点感应器 Home Sensor

	外挂型 Out Side
C	马达侧 Motor Side
D	反马达侧 Opposite Motor Side
	无 SENSOR No Sensor
E	无 SENSOR No Sensor

端点极限感应器 Limit Sensor

	外挂型 Out Side
3	1只 1Pc
4	2只 2Pc
	无 SENSOR No Sensor
5	无 SENSOR No Sensor



静态容许负载惯量 Static Loading Inertia

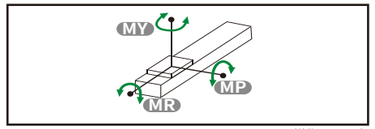

(单位Unit: mm)

MY	110
MP	110
MR	120

*力矩表所表示的数据,代表重心。
The torque value in the chart indicate the center of gravity.
*符合型录规范的正常使用下，保证寿命为10000公里。
Operation life is 10,000km when the product is using under the specified conditions.
*倒吊使用无法套用标准规范，如有需求请洽询我司业务。
Data information is not for ceiling-mount inverse use. Contact us for the details if you want to apply ceiling-mount inverse usage.

容许负载力矩表 Allowable load moment

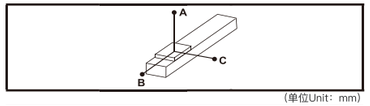

(单位Unit: mm)

水平安装 Horizontal Installation	A	B	C
5 kg	495	152	128
8 kg	301	91	77
10 kg	236	71	60

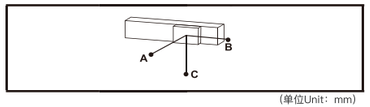

(单位Unit: mm)

墙面安装 Wall Installation	A	B	C
4 kg	162	192	625
7 kg	89	106	347
10 kg	60	71	236

产品参数 Product Parameter

规格 Spec	位置重复精度	Repeatability (mm)	±0.04
	导程	Lead (mm)	32
	最高速度	Maximum Speed(mm/s)	1600
	最大负载 Maximum Payload	水平 Horizontal(kg)	10
		垂直 Vertical(kg)	--
	额定推力	Rated Thrust (N)	61
	标准行程	Storke Range (mm)	50...2550/50行程递增
部件 Parts	马达容量	Motor Output (W)	100W
	皮带宽度	Belt Width (mm)	15
	滑轨规格	Sliding rail Specification	W20×H17.5
	原点感应器 Home Sensor	外挂 Outside	SY-303NA-W(NPN)

DTB-10-L 马达左折安装 Motor Left Side Installation

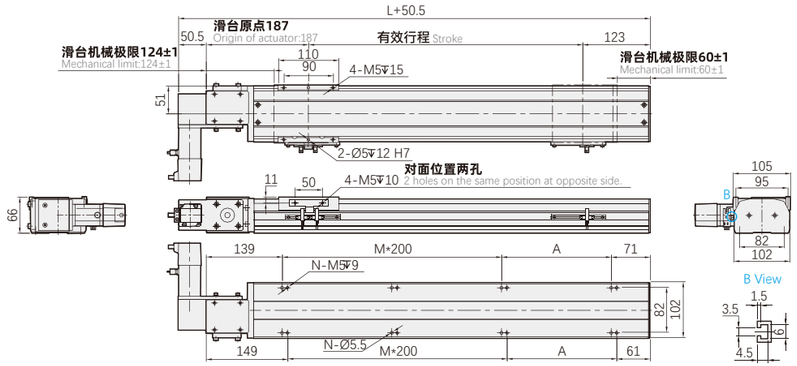

有效行程 Stroke	50	100	150	200	250	300	350	400	450	500	550	600	650	700	750	800	850	900	950	1000	1050	1100	1150	1200	1250	1300
L	360	410	460	510	560	610	660	710	760	810	860	910	960	1010	1060	1110	1160	1210	1260	1310	1360	1410	1460	1510	1560	1610
A	150	200	50	100	150	200	50	100	150	200	50	100	150	200	50	100	150	200	50	100	150	200	50	100	150	200
M	0	0	1	1	1	1	2	2	2	2	3	3	3	3	4	4	4	4	5	5	5	5	6	6	6	6
N	4	4	6	6	6	6	8	8	8	8	10	10	10	10	12	12	12	12	14	14	14	14	16	16	16	16
重量 Weight(KG)	6.37	6.8	7.23	7.65	8.07	8.5	8.92	9.34	9.76	10.19	10.61	11.03	11.46	11.88	12.3	12.73	13.15	13.57	13.99	14.42	14.84	15.26	15.68	16.1	16.52	16.94

有效行程 Stroke	1350	1400	1450	1500	1550	1600	1650	1700	1750	1800	1850	1900	1950	2000	2050	2100	2150	2200	2250	2300	2350	2400	2450	2500	2550
L	1660	1710	1760	1810	1860	1910	1960	2010	2060	2110	2160	2210	2260	2310	2360	2410	2460	2510	2560	2610	2660	2710	2760	2810	2860
A	50	100	150	200	50	100	150	200	50	100	150	200	50	100	150	200	50	100	150	200	50	100	150	200	50
M	7	7	7	7	8	8	8	8	9	9	9	9	10	10	10	10	11	11	11	11	12	12	12	12	13
N	18	18	18	18	20	20	20	20	22	22	22	22	24	24	24	24	26	26	26	26	28	28	28	28	30
重量 Weight(KG)	17.36	17.78	18.2	18.62	19.04	19.46	19.88	20.3	20.72	21.14	21.56	21.98	22.4	22.82	23.24	23.66	24.08	24.5	24.92	25.34	25.76	26.18	26.6	27.02	27.44

DTB-10-R 马达右折安装 Motor Right Side Installation

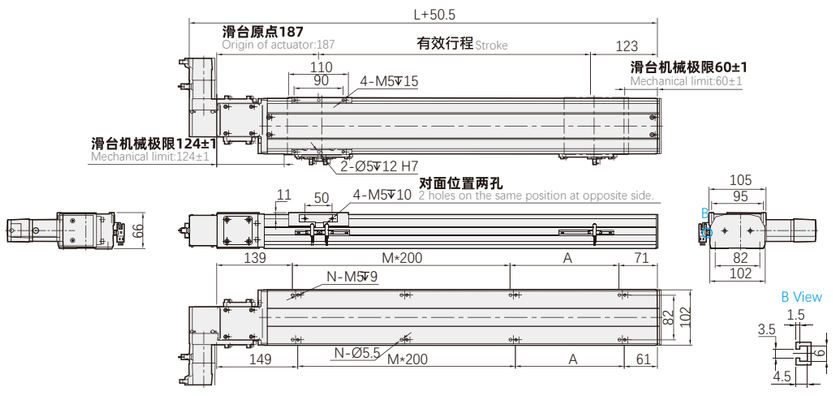

有效行程 Stroke	50	100	150	200	250	300	350	400	450	500	550	600	650	700	750	800	850	900	950	1000	1050	1100	1150	1200	1250	1300
L	360	410	460	510	560	610	660	710	760	810	860	910	960	1010	1060	1110	1160	1210	1260	1310	1360	1410	1460	1510	1560	1610
A	150	200	50	100	150	200	50	100	150	200	50	100	150	200	50	100	150	200	50	100	150	200	50	100	150	200
M	0	0	1	1	1	1	2	2	2	2	3	3	3	3	4	4	4	4	5	5	5	5	6	6	6	6
N	4	4	6	6	6	6	8	8	8	8	10	10	10	10	12	12	12	12	14	14	14	14	16	16	16	16
重量 Weight(KG)	6.37	6.8	7.23	7.65	8.07	8.5	8.92	9.34	9.76	10.19	10.61	11.03	11.46	11.88	12.3	12.73	13.15	13.57	13.99	14.42	14.84	15.26	15.68	16.1	16.52	16.94

有效行程 Stroke	1350	1400	1450	1500	1550	1600	1650	1700	1750	1800	1850	1900	1950	2000	2050	2100	2150	2200	2250	2300	2350	2400	2450	2500	2550
L	1660	1710	1760	1810	1860	1910	1960	2010	2060	2110	2160	2210	2260	2310	2360	2410	2460	2510	2560	2610	2660	2710	2760	2810	2860
A	50	100	150	200	50	100	150	200	50	100	150	200	50	100	150	200	50	100	150	200	50	100	150	200	50
M	7	7	7	7	8	8	8	8	9	9	9	9	10	10	10	10	11	11	11	11	12	12	12	12	13
N	18	18	18	18	20	20	20	20	22	22	22	22	24	24	24	24	26	26	26	26	28	28	28	28	30
重量 Weight(KG)	17.36	17.78	18.2	18.62	19.04	19.46	19.88	20.3	20.72	21.14	21.56	21.98	22.4	22.82	23.24	23.66	24.08	24.5	24.92	25.34	25.76	26.18	26.6	27.02	27.44

DTB-10-LU 马达左上折安装 Motor Left Upper Side Installation

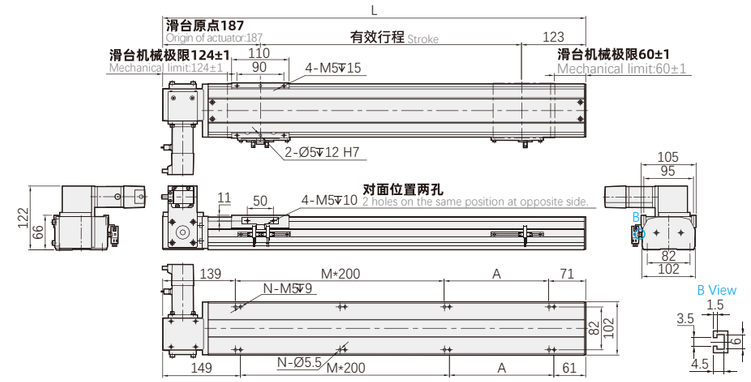

有效行程 Stroke	50	100	150	200	250	300	350	400	450	500	550	600	650	700	750	800	850	900	950	1000	1050	1100	1150	1200	1250	1300
L	360	410	460	510	560	610	660	710	760	810	860	910	960	1010	1060	1110	1160	1210	1260	1310	1360	1410	1460	1510	1560	1610
A	150	200	50	100	150	200	50	100	150	200	50	100	150	200	50	100	150	200	50	100	150	200	50	100	150	200
M	0	0	1	1	1	1	2	2	2	2	3	3	3	3	4	4	4	4	5	5	5	5	6	6	6	6
N	4	4	6	6	6	6	8	8	8	8	10	10	10	10	12	12	12	12	14	14	14	14	16	16	16	16
重量 Weight(KG)	6.37	6.8	7.23	7.65	8.07	8.5	8.92	9.34	9.76	10.19	10.61	11.03	11.46	11.88	12.3	12.73	13.15	13.57	13.99	14.42	14.84	15.26	15.68	16.1	16.52	16.94

有效行程 Stroke	1350	1400	1450	1500	1550	1600	1650	1700	1750	1800	1850	1900	1950	2000	2050	2100	2150	2200	2250	2300	2350	2400	2450	2500	2550
L	1660	1710	1760	1810	1860	1910	1960	2010	2060	2110	2160	2210	2260	2310	2360	2410	2460	2510	2560	2610	2660	2710	2760	2810	2860
A	50	100	150	200	50	100	150	200	50	100	150	200	50	100	150	200	50	100	150	200	50	100	150	200	50
M	7	7	7	7	8	8	8	8	9	9	9	9	10	10	10	10	11	11	11	11	12	12	12	12	13
N	18	18	18	18	20	20	20	20	22	22	22	22	24	24	24	24	26	26	26	26	28	28	28	28	30
重量 Weight(KG)	17.36	17.78	18.2	18.62	19.04	19.46	19.88	20.3	20.72	21.14	21.56	21.98	22.4	22.82	23.24	23.66	24.08	24.5	24.92	25.34	25.76	26.18	26.6	27.02	27.44

DTB-10-RU 马达右上折安装 Motor Right Upper Side Installation

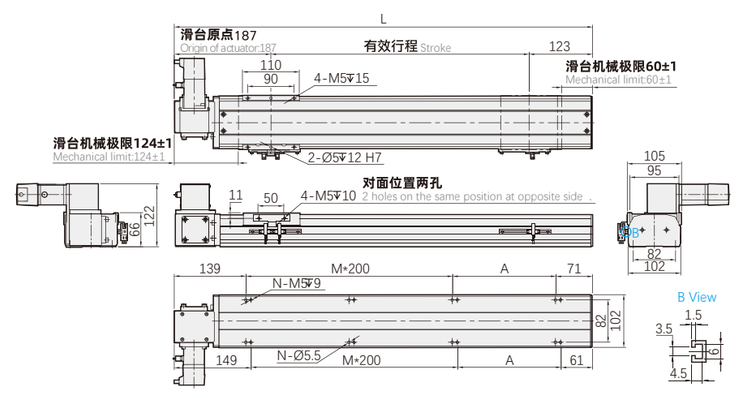

有效行程 Stroke	50	100	150	200	250	300	350	400	450	500	550	600	650	700	750	800	850	900	950	1000	1050	1100	1150	1200	1250	1300
L	360	410	460	510	560	610	660	710	760	810	860	910	960	1010	1060	1110	1160	1210	1260	1310	1360	1410	1460	1510	1560	1610
A	150	200	50	100	150	200	50	100	150	200	50	100	150	200	50	100	150	200	50	100	150	200	50	100	150	200
M	0	0	1	1	1	1	2	2	2	2	3	3	3	3	4	4	4	4	5	5	5	5	6	6	6	6
N	4	4	6	6	6	6	8	8	8	8	10	10	10	10	12	12	12	12	14	14	14	14	16	16	16	16
重量 Weight(KG)	6.37	6.8	7.23	7.65	8.07	8.5	8.92	9.34	9.76	10.19	10.61	11.03	11.46	11.88	12.3	12.73	13.15	13.57	13.99	14.42	14.84	15.26	15.68	16.1	16.52	16.94

有效行程 Stroke	1350	1400	1450	1500	1550	1600	1650	1700	1750	1800	1850	1900	1950	2000	2050	2100	2150	2200	2250	2300	2350	2400	2450	2500	2550
L	1660	1710	1760	1810	1860	1910	1960	2010	2060	2110	2160	2210	2260	2310	2360	2410	2460	2510	2560	2610	2660	2710	2760	2810	2860
A	50	100	150	200	50	100	150	200	50	100	150	200	50	100	150	200	50	100	150	200	50	100	150	200	50
M	7	7	7	7	8	8	8	8	9	9	9	9	10	10	10	10	11	11	11	11	12	12	12	12	13
N	18	18	18	18	20	20	20	20	22	22	22	22	24	24	24	24	26	26	26	26	28	28	28	28	30
重量 Weight(KG)	17.36	17.78	18.2	18.62	19.04	19.46	19.88	20.3	20.72	21.14	21.56	21.98	22.4	22.82	23.24	23.66	24.08	24.5	24.92	25.34	25.76	26.18	26.6	27.02	27.44

DTB10 单轴 /1-axis

▶皮带驱动

DTB-10-LD 马达左下折安装 Motor Left Lower Side Installation

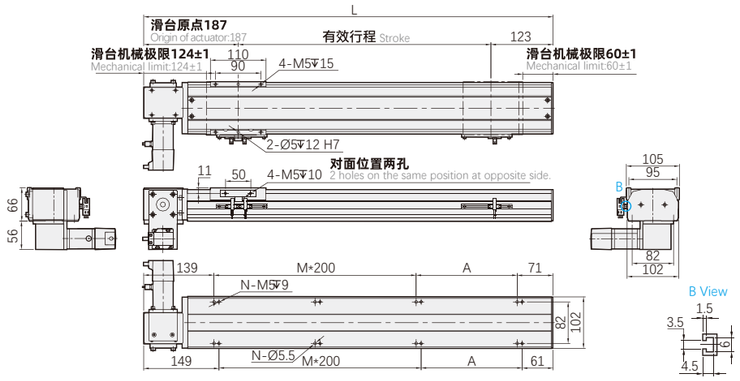

有效行程 Stroke	50	100	150	200	250	300	350	400	450	500	550	600	650	700	750	800	850	900	950	1000	1050	1100	1150	1200	1250	1300
L	360	410	460	510	560	610	660	710	760	810	860	910	960	1010	1060	1110	1160	1210	1260	1310	1360	1410	1460	1510	1560	1610
A	150	200	50	100	150	200	50	100	150	200	50	100	150	200	50	100	150	200	50	100	150	200	50	100	150	200
M	0	0	1	1	1	1	2	2	2	2	3	3	3	3	4	4	4	4	5	5	5	5	6	6	6	6
N	4	4	6	6	6	6	8	8	8	8	10	10	10	10	12	12	12	12	14	14	14	14	16	16	16	16
重量 Weight(KG)	6.37	6.8	7.23	7.65	8.07	8.5	8.92	9.34	9.76	10.19	10.61	11.03	11.46	11.88	12.3	12.73	13.15	13.57	13.99	14.42	14.84	15.26	15.68	16.1	16.52	16.94

有效行程 Stroke	1350	1400	1450	1500	1550	1600	1650	1700	1750	1800	1850	1900	1950	2000	2050	2100	2150	2200	2250	2300	2350	2400	2450	2500	2550
L	1660	1710	1760	1810	1860	1910	1960	2010	2060	2110	2160	2210	2260	2310	2360	2410	2460	2510	2560	2610	2660	2710	2760	2810	2860
A	50	100	150	200	50	100	150	200	50	100	150	200	50	100	150	200	50	100	150	200	50	100	150	200	50
M	7	7	7	7	8	8	8	8	9	9	9	9	10	10	10	10	11	11	11	11	12	12	12	12	13
N	18	18	18	18	20	20	20	20	22	22	22	22	24	24	24	24	26	26	26	26	28	28	28	28	30
重量 Weight(KG)	17.36	17.78	18.2	18.62	19.04	19.46	19.88	20.3	20.72	21.14	21.56	21.98	22.4	22.82	23.24	23.66	24.08	24.5	24.92	25.34	25.76	26.18	26.6	27.02	27.44

DTB-10-RD 马达右下折安装 Motor Left Lower Side Installation

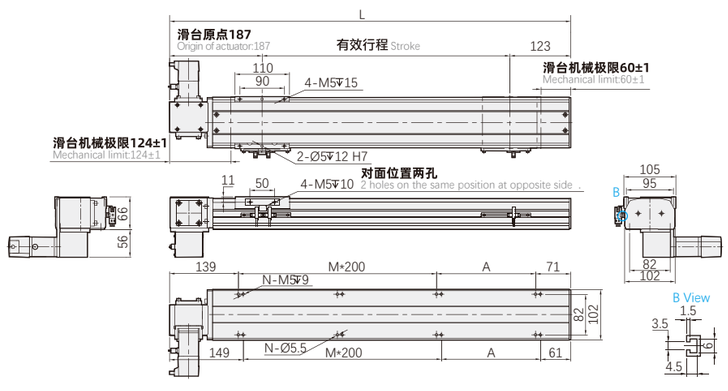

有效行程 Stroke	50	100	150	200	250	300	350	400	450	500	550	600	650	700	750	800	850	900	950	1000	1050	1100	1150	1200	1250	1300
L	360	410	460	510	560	610	660	710	760	810	860	910	960	1010	1060	1110	1160	1210	1260	1310	1360	1410	1460	1510	1560	1610
A	150	200	50	100	150	200	50	100	150	200	50	100	150	200	50	100	150	200	50	100	150	200	50	100	150	200
M	0	0	1	1	1	1	2	2	2	2	3	3	3	3	4	4	4	4	5	5	5	5	6	6	6	6
N	4	4	6	6	6	6	8	8	8	8	10	10	10	10	12	12	12	12	14	14	14	14	16	16	16	16
重量 Weight(KG)	6.37	6.8	7.23	7.65	8.07	8.5	8.92	9.34	9.76	10.19	10.61	11.03	11.46	11.88	12.3	12.73	13.15	13.57	13.99	14.42	14.84	15.26	15.68	16.1	16.52	16.94

有效行程 Stroke	1350	1400	1450	1500	1550	1600	1650	1700	1750	1800	1850	1900	1950	2000	2050	2100	2150	2200	2250	2300	2350	2400	2450	2500	2550
L	1660	1710	1760	1810	1860	1910	1960	2010	2060	2110	2160	2210	2260	2310	2360	2410	2460	2510	2560	2610	2660	2710	2760	2810	2860
A	50	100	150	200	50	100	150	200	50	100	150	200	50	100	150	200	50	100	150	200	50	100	150	200	50
M	7	7	7	7	8	8	8	8	9	9	9	9	10	10	10	10	11	11	11	11	12	12	12	12	13
N	18	18	18	18	20	20	20	20	22	22	22	22	24	24	24	24	26	26	26	26	28	28	28	28	30
重量 Weight(KG)	17.36	17.78	18.2	18.62	19.04	19.46	19.88	20.3	20.72	21.14	21.56	21.98	22.4	22.82	23.24	23.66	24.08	24.5	24.92	25.34	25.76	26.18	26.6	27.02	27.44

DTB14 单轴 /1-axis

▶皮带驱动

型号表现方式 Ordering Method

DTB14 - L 40 - 100 - L - M20 - C 4 - 0001

- **本机型号** Model
- **皮带型式** Belt Type
  - L 无尘皮带 Clean belt
  - X 橡胶皮带 Rubber belt
- **导程** Lead
  - 40 40mm
- **行程** Stroke
  - 50-3050mm
  - 50间隔 50 mm Pitch
- **马达位置** Motor Position
  - L 马达左折 Motor Left Side
  - LU 马达左上折 Motor Left Upper Side
  - LD 马达左下折 Motor Left Lower Side
  - R 马达右折 Motor Right Side
  - RU 马达右上折 Motor Right Upper Side
  - RD 马达右下折 Motor Right Lower Side
- **马达品牌** Motor Brand

M	三菱 Mitsubishi	10	-	B
P	松下 Panasonic	20	200W	
Y	安川 Yaskawa	40	-	
T	台达 Delta	75	-	
I	汇川 Inovanve		-	
H	禾川 Hcfa		-	
Q	其他 Other		-	

- **原点感应器** Home Sensor
  - 外挂型 Out Side
  - C 马达侧 Motor Side
  - D 反马达侧 Opposite Motor Side
  - 无 SENSOR No Sensor
  - E 无 SENSOR No Sensor
- **端点极限感应器** Limit Sensor
  - 外挂型 Out Side
  - 3 1只 1Pc
  - 4 2只 2Pc
  - 无 SENSOR No Sensor
  - 5 无 SENSOR No Sensor
- **特注样式** Customization Order No.



静态容许负载惯量 Static Loading Inertia

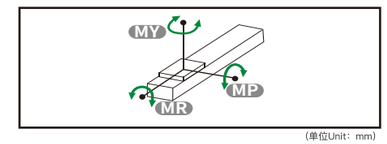

(单位Unit：mm)

MY	551
MP	552
MR	485

*力矩表所表示的数据，代表重心。
The torque value in the chart indicate the center of gravity.
*符合型录规范的正常使用下，保证寿命为10000公里。
Operation life is 10,000km when the product is using under the specified conditions.
*倒吊使用无法套用标准规范，如有需求请洽询我司业务。
Data information is not for ceiling-mount inverse use. Contact us for the details if you want to apply ceiling-mount inverse usage.

容许负载力矩表 Allowable load moment

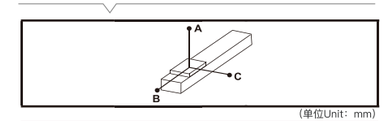

(单位Unit：mm)

水平安装 Horizontal Installation	A	B	C
10 kg	1794	688	538
20 kg	858	324	253
25 kg	670	251	197

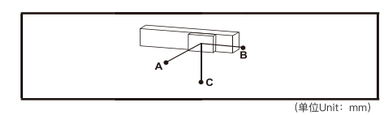

(单位Unit：mm)

墙面安装 Wall Installation	A	B	C
15 kg	348	446	1170
18 kg	285	365	961
25 kg	197	251	670

产品参数 Product Parameter

规格 Spec	位置重复精度	Repeatability (mm)	±0.04
	导程	Lead (mm)	40
	最高速度	Maximum Speed(mm/s)	2000
	最大负载 Maximum Payload	水平 Horizontal(kg)	25
		垂直 Vertical(kg)	--
	额定推力	Rated Thrust (N)	100
	标准行程	Storke Range (mm)	50...3050/50行程递增
部件 Parts	马达容量	Motor Output (W)	200W
	皮带宽度	Belt Width (mm)	22
	滑轨规格	Sliding rail Specification	W15×H12.5
	原点感应器 Home Sensor	外挂 Outside	SY-303NA-W(NPN)

DTB-14-L 马达左折安装 Motor Left Side Installation

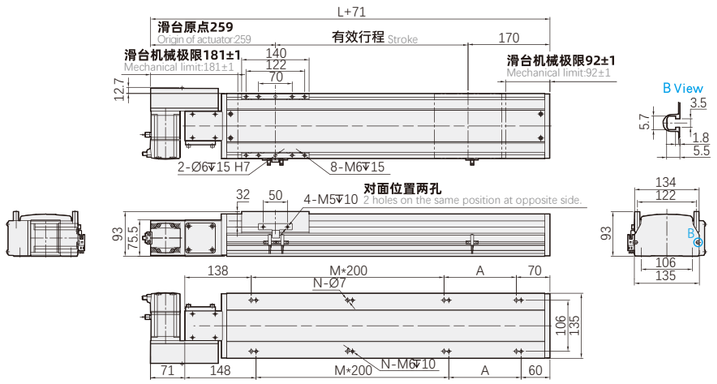

有效行程 Stroke	50	100	150	200	250	300	350	400	450	500	550	600	650	700	750	800	850	900	950	1000	1050	1100	1150	1200	1250	1300	1350	1400	1450	1500	1550
L	408	458	508	558	608	658	708	758	808	858	908	958	1008	1058	1108	1158	1208	1258	1308	1358	1408	1458	1508	1558	1608	1658	1708	1758	1808	1858	1908
A	200	50	100	150	200	50	100	150	200	50	100	150	200	50	100	150	200	50	100	150	200	50	100	150	200	50	100	150	200	50	100
M	0	1	1	1	1	2	2	2	2	3	3	3	3	4	4	4	4	5	5	5	5	6	6	6	6	7	7	7	7	8	8
N	4	6	6	6	6	8	8	8	8	10	10	10	10	12	12	12	12	14	14	14	14	16	16	16	16	18	18	18	18	20	20
重量 Weight(KG)	8.2	8.6	9	9.5	10	10.5	11	11.4	12	12.4	13	13.4	13.9	14.4	14.9	15.4	15.9	16.4	16.9	17.3	17.9	18.5	19.1	19.7	20.3	20.9	21.5	22.1	22.7	23.3	23.9

有效行程 Stroke	1600	1650	1700	1750	1800	1850	1900	1950	2000	2050	2100	2150	2200	2250	2300	2350	2400	2450	2500	2550	2600	2650	2700	2750	2800	2850	2900	2950	3000	3050
L	1958	2008	2058	2108	2158	2208	2258	2308	2358	2408	2458	2508	2558	2608	2658	2708	2758	2808	2858	2908	2958	3008	3058	3108	3158	3208	3258	3308	3358	3408
A	150	200	50	100	150	200	50	100	150	200	50	100	150	200	50	100	150	200	50	100	150	200	50	100	150	200	50	100	150	200
M	8	8	9	9	9	9	10	10	10	10	11	11	11	11	12	12	12	12	13	13	13	13	14	14	14	14	15	15	15	15
N	20	20	22	22	22	22	24	24	24	24	26	26	26	26	28	28	28	28	30	30	30	30	32	32	32	32	34	34	34	34
重量 Weight(KG)	24.5	25.1	25.7	26.3	26.9	27.5	28.1	28.7	29.3	29.9	30.5	31.1	31.7	32.3	32.9	33.5	34.1	34.7	35.3	35.9	36.5	37.1	37.7	38.3	38.9	39.5	40.1	40.7	41.3	41.9

DTB-14-R 马达右折安装 Motor Right Side Installation

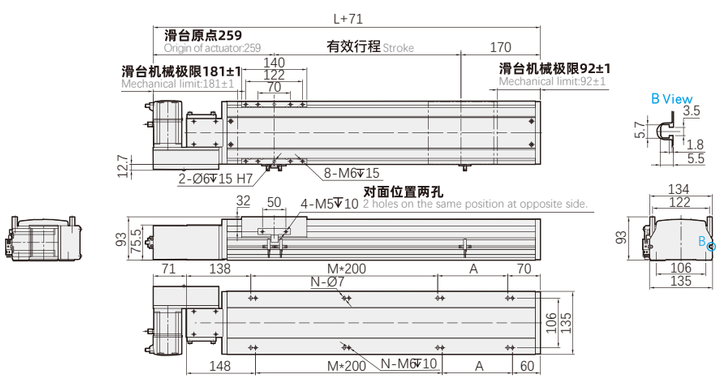

有效行程 Stroke	50	100	150	200	250	300	350	400	450	500	550	600	650	700	750	800	850	900	950	1000	1050	1100	1150	1200	1250	1300	1350	1400	1450	1500	1550
L	408	458	508	558	608	658	708	758	808	858	908	958	1008	1058	1108	1158	1208	1258	1308	1358	1408	1458	1508	1558	1608	1658	1708	1758	1808	1858	1908
A	200	50	100	150	200	50	100	150	200	50	100	150	200	50	100	150	200	50	100	150	200	50	100	150	200	50	100	150	200	50	100
M	0	1	1	1	1	2	2	2	2	3	3	3	3	4	4	4	4	5	5	5	5	6	6	6	6	7	7	7	7	8	8
N	4	6	6	6	6	8	8	8	8	10	10	10	10	12	12	12	12	14	14	14	14	16	16	16	16	18	18	18	18	20	20
重量 Weight(KG)	8.2	8.6	9	9.5	10	10.5	11	11.4	12	12.4	13	13.4	13.9	14.4	14.9	15.4	15.9	16.4	16.9	17.3	17.9	18.5	19.1	19.7	20.3	20.9	21.5	22.1	22.7	23.3	23.9

有效行程 Stroke	1600	1650	1700	1750	1800	1850	1900	1950	2000	2050	2100	2150	2200	2250	2300	2350	2400	2450	2500	2550	2600	2650	2700	2750	2800	2850	2900	2950	3000	3050
L	1958	2008	2058	2108	2158	2208	2258	2308	2358	2408	2458	2508	2558	2608	2658	2708	2758	2808	2858	2908	2958	3008	3058	3108	3158	3208	3258	3308	3358	3408
A	150	200	50	100	150	200	50	100	150	200	50	100	150	200	50	100	150	200	50	100	150	200	50	100	150	200	50	100	150	200
M	8	8	9	9	9	9	10	10	10	10	11	11	11	11	12	12	12	12	13	13	13	13	14	14	14	14	15	15	15	15
N	20	20	22	22	22	22	24	24	24	24	26	26	26	26	28	28	28	28	30	30	30	30	32	32	32	32	34	34	34	34
重量 Weight(KG)	24.5	25.1	25.7	26.3	26.9	27.5	28.1	28.7	29.3	29.9	30.5	31.1	31.7	32.3	32.9	33.5	34.1	34.7	35.3	35.9	36.5	37.1	37.7	38.3	38.9	39.5	40.1	40.7	41.3	41.9

DTB-14-LU 马达左上折安装 Motor Left Upper Side Installation

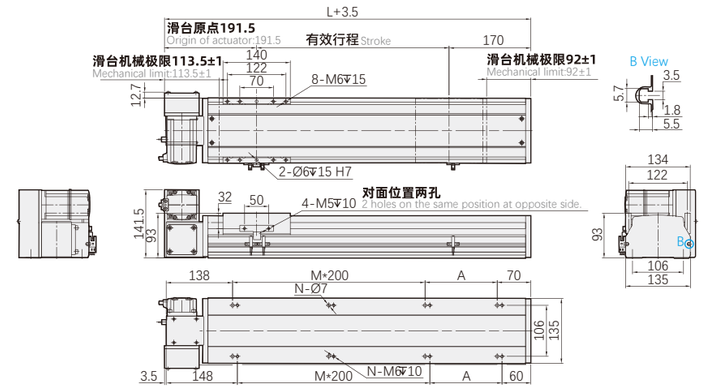

有效行程 Stroke	50	100	150	200	250	300	350	400	450	500	550	600	650	700	750	800	850	900	950	1000	1050	1100	1150	1200	1250	1300	1350	1400	1450	1500	1550
L	408	458	508	558	608	658	708	758	808	858	908	958	1008	1058	1108	1158	1208	1258	1308	1358	1408	1458	1508	1558	1608	1658	1708	1758	1808	1858	1908
A	200	50	100	150	200	50	100	150	200	50	100	150	200	50	100	150	200	50	100	150	200	50	100	150	200	50	100	150	200	50	100
M	0	1	1	1	1	2	2	2	2	3	3	3	3	4	4	4	4	5	5	5	5	6	6	6	6	7	7	7	7	8	8
N	4	6	6	6	6	8	8	8	8	10	10	10	10	12	12	12	12	14	14	14	14	16	16	16	16	18	18	18	18	20	20
重量 Weight(KG)	8.2	8.6	9	9.5	10	10.5	11	11.4	12	12.4	13	13.4	13.9	14.4	14.9	15.4	15.9	16.4	16.9	17.3	17.9	18.5	19.1	19.7	20.3	20.9	21.5	22.1	22.7	23.3	23.9

有效行程 Stroke	1600	1650	1700	1750	1800	1850	1900	1950	2000	2050	2100	2150	2200	2250	2300	2350	2400	2450	2500	2550	2600	2650	2700	2750	2800	2850	2900	2950	3000	3050
L	1958	2008	2058	2108	2158	2208	2258	2308	2358	2408	2458	2508	2558	2608	2658	2708	2758	2808	2858	2908	2958	3008	3058	3108	3158	3208	3258	3308	3358	3408
A	150	200	50	100	150	200	50	100	150	200	50	100	150	200	50	100	150	200	50	100	150	200	50	100	150	200	50	100	150	200
M	8	8	9	9	9	9	10	10	10	10	11	11	11	11	12	12	12	12	13	13	13	13	14	14	14	14	15	15	15	15
N	20	20	22	22	22	22	24	24	24	24	26	26	26	26	28	28	28	28	30	30	30	30	32	32	32	32	34	34	34	34
重量 Weight(KG)	24.5	25.1	25.7	26.3	26.9	27.5	28.1	28.7	29.3	29.9	30.5	31.1	31.7	32.3	32.9	33.5	34.1	34.7	35.3	35.9	36.5	37.1	37.7	38.3	38.9	39.5	40.1	40.7	41.3	41.9

DTB-14-RU 马达右上折安装 Motor Right Upper Side Installation

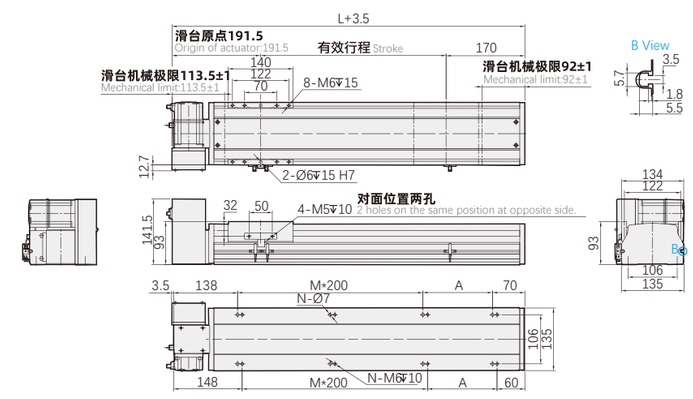

有效行程 Stroke	50	100	150	200	250	300	350	400	450	500	550	600	650	700	750	800	850	900	950	1000	1050	1100	1150	1200	1250	1300	1350	1400	1450	1500	1550
L	408	458	508	558	608	658	708	758	808	858	908	958	1008	1058	1108	1158	1208	1258	1308	1358	1408	1458	1508	1558	1608	1658	1708	1758	1808	1858	1908
A	200	50	100	150	200	50	100	150	200	50	100	150	200	50	100	150	200	50	100	150	200	50	100	150	200	50	100	150	200	50	100
M	0	1	1	1	1	2	2	2	2	3	3	3	3	4	4	4	4	5	5	5	5	6	6	6	6	7	7	7	7	8	8
N	4	6	6	6	6	8	8	8	8	10	10	10	10	12	12	12	12	14	14	14	14	16	16	16	16	18	18	18	18	20	20
重量 Weight(KG)	8.2	8.6	9	9.5	10	10.5	11	11.4	12	12.4	13	13.4	13.9	14.4	14.9	15.4	15.9	16.4	16.9	17.3	17.9	18.5	19.1	19.7	20.3	20.9	21.5	22.1	22.7	23.3	23.9

有效行程 Stroke	1600	1650	1700	1750	1800	1850	1900	1950	2000	2050	2100	2150	2200	2250	2300	2350	2400	2450	2500	2550	2600	2650	2700	2750	2800	2850	2900	2950	3000	3050
L	1958	2008	2058	2108	2158	2208	2258	2308	2358	2408	2458	2508	2558	2608	2658	2708	2758	2808	2858	2908	2958	3008	3058	3108	3158	3208	3258	3308	3358	3408
A	150	200	50	100	150	200	50	100	150	200	50	100	150	200	50	100	150	200	50	100	150	200	50	100	150	200	50	100	150	200
M	8	8	9	9	9	9	10	10	10	10	11	11	11	11	12	12	12	12	13	13	13	13	14	14	14	14	15	15	15	15
N	20	20	22	22	22	22	24	24	24	24	26	26	26	26	28	28	28	28	30	30	30	30	32	32	32	32	34	34	34	34
重量 Weight(KG)	24.5	25.1	25.7	26.3	26.9	27.5	28.1	28.7	29.3	29.9	30.5	31.1	31.7	32.3	32.9	33.5	34.1	34.7	35.3	35.9	36.5	37.1	37.7	38.3	38.9	39.5	40.1	40.7	41.3	41.9

DTB14 单轴 /1-axis

▶皮带驱动

DTB-14-LD 马达左下折安装 Motor Left Lower Side Installation

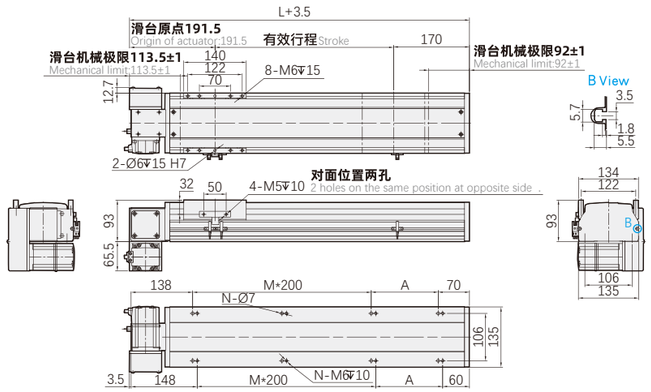

有效行程 Stroke	50	100	150	200	250	300	350	400	450	500	550	600	650	700	750	800	850	900	950	1000	1050	1100	1150	1200	1250	1300	1350	1400	1450	1500	1550
L	408	458	508	558	608	658	708	758	808	858	908	958	1008	1058	1108	1158	1208	1258	1308	1358	1408	1458	1508	1558	1608	1658	1708	1758	1808	1858	1908
A	200	50	100	150	200	50	100	150	200	50	100	150	200	50	100	150	200	50	100	150	200	50	100	150	200	50	100	150	200	50	100
M	0	1	1	1	1	2	2	2	2	3	3	3	3	4	4	4	4	5	5	5	5	6	6	6	6	7	7	7	7	8	8
N	4	6	6	6	6	8	8	8	8	10	10	10	10	12	12	12	12	14	14	14	14	16	16	16	16	18	18	18	18	20	20
重量 Weight(KG)	8.2	8.6	9	9.5	10	10.5	11	11.4	12	12.4	13	13.4	13.9	14.4	14.9	15.4	15.9	16.4	16.9	17.3	17.9	18.5	19.1	19.7	20.3	20.9	21.5	22.1	22.7	23.3	23.9

有效行程 Stroke	1600	1650	1700	1750	1800	1850	1900	1950	2000	2050	2100	2150	2200	2250	2300	2350	2400	2450	2500	2550	2600	2650	2700	2750	2800	2850	2900	2950	3000	3050
L	1958	2008	2058	2108	2158	2208	2258	2308	2358	2408	2458	2508	2558	2608	2658	2708	2758	2808	2858	2908	2958	3008	3058	3108	3158	3208	3258	3308	3358	3408
A	150	200	50	100	150	200	50	100	150	200	50	100	150	200	50	100	150	200	50	100	150	200	50	100	150	200	50	100	150	200
M	8	8	9	9	9	9	10	10	10	10	11	11	11	11	12	12	12	12	13	13	13	13	14	14	14	14	15	15	15	15
N	20	20	22	22	22	22	24	24	24	24	26	26	26	26	28	28	28	28	30	30	30	30	32	32	32	32	34	34	34	34
重量 Weight(KG)	24.5	25.1	25.7	26.3	26.9	27.5	28.1	28.7	29.3	29.9	30.5	31.1	31.7	32.3	32.9	33.5	34.1	34.7	35.3	35.9	36.5	37.1	37.7	38.3	38.9	39.5	40.1	40.7	41.3	41.9

DTB-14-RD 马达右下折安装 Motor Left Lower Side Installation

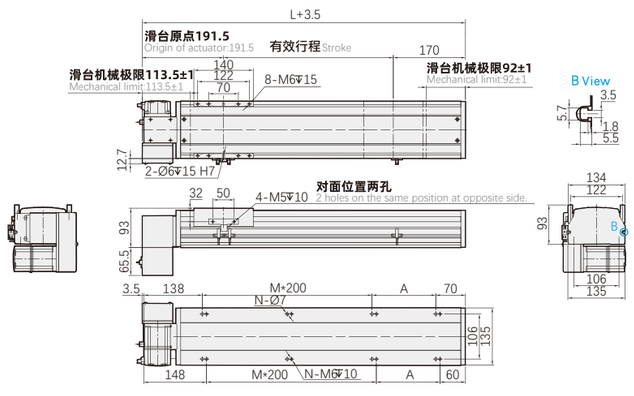

有效行程 Stroke	50	100	150	200	250	300	350	400	450	500	550	600	650	700	750	800	850	900	950	1000	1050	1100	1150	1200	1250	1300	1350	1400	1450	1500	1550
L	408	458	508	558	608	658	708	758	808	858	908	958	1008	1058	1108	1158	1208	1258	1308	1358	1408	1458	1508	1558	1608	1658	1708	1758	1808	1858	1908
A	200	50	100	150	200	50	100	150	200	50	100	150	200	50	100	150	200	50	100	150	200	50	100	150	200	50	100	150	200	50	100
M	0	1	1	1	1	2	2	2	2	3	3	3	3	4	4	4	4	5	5	5	5	6	6	6	6	7	7	7	7	8	8
N	4	6	6	6	6	8	8	8	8	10	10	10	10	12	12	12	12	14	14	14	14	16	16	16	16	18	18	18	18	20	20
重量 Weight(KG)	8.2	8.6	9	9.5	10	10.5	11	11.4	12	12.4	13	13.4	13.9	14.4	14.9	15.4	15.9	16.4	16.9	17.3	17.9	18.5	19.1	19.7	20.3	20.9	21.5	22.1	22.7	23.3	23.9

有效行程 Stroke	1600	1650	1700	1750	1800	1850	1900	1950	2000	2050	2100	2150	2200	2250	2300	2350	2400	2450	2500	2550	2600	2650	2700	2750	2800	2850	2900	2950	3000	3050
L	1958	2008	2058	2108	2158	2208	2258	2308	2358	2408	2458	2508	2558	2608	2658	2708	2758	2808	2858	2908	2958	3008	3058	3108	3158	3208	3258	3308	3358	3408
A	150	200	50	100	150	200	50	100	150	200	50	100	150	200	50	100	150	200	50	100	150	200	50	100	150	200	50	100	150	200
M	8	8	9	9	9	9	10	10	10	10	11	11	11	11	12	12	12	12	13	13	13	13	14	14	14	14	15	15	15	15
N	20	20	22	22	22	22	24	24	24	24	26	26	26	26	28	28	28	28	30	30	30	30	32	32	32	32	34	34	34	34
重量 Weight(KG)	24.5	25.1	25.7	26.3	26.9	27.5	28.1	28.7	29.3	29.9	30.5	31.1	31.7	32.3	32.9	33.5	34.1	34.7	35.3	35.9	36.5	37.1	37.7	38.3	38.9	39.5	40.1	40.7	41.3	41.9

DTB17 单轴 /1-axis

▶皮带驱动

型号表现方式 Ordering Method

DTB17 - L 40 - 50 - L - M40 - C 4 - 0001

- **本机型号** Model
- **皮带型式** Belt Type
  - L 无尘皮带 Clean belt
  - X 橡胶皮带 Rubber belt
- **导程** Lead
  - 40 40mm
- **行程** Stroke
  - 50-3050mm
  - 50间隔 50 mm Pitch
- **马达位置** Motor Position
  - L 马达左折 Motor Left Side
  - LU 马达左上折 Motor Left Upper Side
  - LD 马达左下折 Motor Left Lower Side
  - R 马达右折 Motor Right Side
  - RU 马达右上折 Motor Right Upper Side
  - RD 马达右下折 Motor Right Lower Side
- **马达品牌** Motor Brand

M	三菱 Mitsubishi	10	-	B
P	松下 Panasonic	20	-	
Y	安川 Yaskawa	40	400W	
T	台达 Delta	75	-	
I	汇川 Inovanve		-	
H	禾川 Hcfa		-	
Q	其他 Other		-	

- **原点感应器** Home Sensor
  - 外挂型 Out Side
  - C 马达侧 Motor Side
  - D 反马达侧 Opposite Motor Side
  - 无 SENSOR No Sensor
  - E 无 SENSOR No Sensor
- **端点极限感应器** Limit Sensor
  - 外挂型 Out Side
  - 3 1只 1Pc
  - 4 2只 2Pc
  - 无 SENSOR No Sensor
  - 5 无 SENSOR No Sensor
- **特注样式** Customization Order No.



静态容许负载惯量 Static Loading Inertia

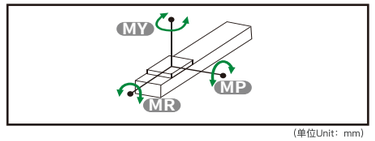

(单位Unit：mm)

MY	1032
MP	1034
MR	908

*力矩表所表示的数据，代表重心。
The torque value in the chart indicate the center of gravity.
*符合型录规范的正常使用下，保证寿命为10000公里。
Operation life is 10,000km when the product is using under the specified conditions.
*倒吊使用无法套用标准规范，如有需求请洽询我司业务。
Data information is not for ceiling-mount inverse use. Contact us for the details if you want to apply ceiling-mount inverse usage.

容许负载力矩表 Allowable load moment

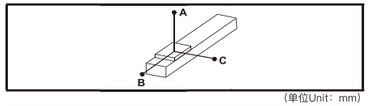

(单位Unit：mm)

水平安装 Horizontal Installation	A	B	C
10 kg	2942	1133	1033
20 kg	1430	547	498
30 kg	926	350	320
45 kg	588	219	201

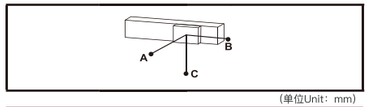

(单位Unit：mm)

墙面安装 Wall Installation	A	B	C
15 kg	676	742	1933
25 kg	390	428	1127
35 kg	269	294	781
45 kg	201	219	588

产品参数 Product Parameter

规格 Spec	位置重复精度	Repeatability (mm)	±0.04
	导程	Lead (mm)	40
	最高速度	Maximum Speed(mm/s)	2000
	最大负载 Maximum Payload	水平 Horizontal(kg)	45
		垂直 Vertical(kg)	--
	额定推力	Rated Thrust (N)	204
	标准行程	Storke Range (mm)	50...3050/50行程递增
部件 Parts	马达容量	Motor Output (W)	400W
	皮带宽度	Belt Width (mm)	30
	滑轨规格	Sliding rail Specification	W20×H15
	原点感应器 Home Sensor	外挂 Outside	SY-303NA-W(NPN)

DTB17 单轴 /1-axis

▶皮带驱动

DTB-17-L 马达左折安装 Motor Left Side Installation

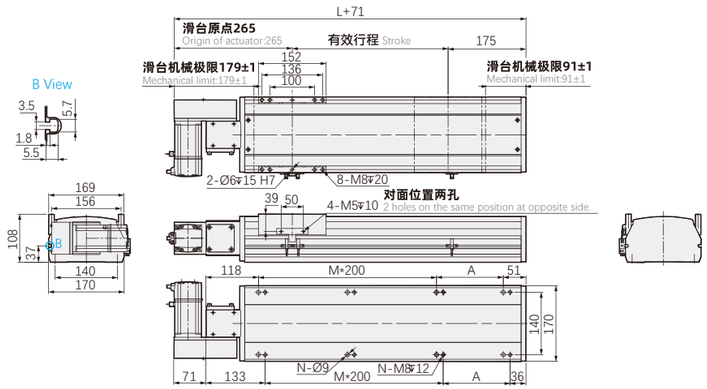

有效行程 Stroke	50	100	150	200	250	300	350	400	450	500	550	600	650	700	750	800	850	900	950	1000	1050	1100	1150	1200	1250	1300	1350	1400	1450	1500	1550
L	419	469	519	569	619	669	719	769	819	869	919	969	1019	1069	1119	1169	1219	1269	1319	1369	1419	1469	1519	1569	1619	1669	1719	1769	1819	1869	1919
A	50	100	150	200	50	100	150	200	50	100	150	200	50	100	150	200	50	100	150	200	50	100	150	200	50	100	150	200	50	100	150
M	1	1	1	1	2	2	2	2	3	3	3	3	4	4	4	4	5	5	5	5	6	6	6	6	7	7	7	7	8	8	8
N	6	6	6	6	8	8	8	8	10	10	10	10	12	12	12	12	14	14	14	14	16	16	16	16	18	18	18	18	20	20	20
重量 Weight(KG)	10.2	12	13.8	14.6	15.4	16.1	16.9	17.7	18.5	19.2	20	20.8	21.6	22.3	23.1	23.9	24.7	25.4	26.2	27	27.8	28.6	29.4	30.2	31	31.8	32.6	33.4	34.2	35	35.8

有效行程 Stroke	1600	1650	1700	1750	1800	1850	1900	1950	2000	2050	2100	2150	2200	2250	2300	2350	2400	2450	2500	2550	2600	2650	2700	2750	2800	2850	2900	2950	3000	3050
L	1969	2019	2069	2119	2169	2219	2269	2319	2369	2419	2469	2519	2569	2619	2669	2719	2769	2819	2869	2919	2969	3019	3069	3119	3169	3219	3269	3319	3369	3419
A	200	50	100	150	200	50	100	150	200	50	100	150	200	50	100	150	200	50	100	150	200	50	100	150	200	50	100	150	200	50
M	8	9	9	9	9	10	10	10	10	11	11	11	11	12	12	12	12	13	13	13	13	14	14	14	14	15	15	15	15	16
N	20	22	22	22	22	24	24	24	24	26	26	26	26	28	28	28	28	30	30	30	30	32	32	32	32	34	34	34	34	36
重量 Weight(KG)	36.6	37.4	38.2	39	39.8	40.6	41.4	42.2	43	43.8	44.6	45.4	46.2	47	47.8	48.6	49.4	50.2	51	51.8	52.6	53.4	54.2	55	55.8	56.6	57.4	58.2	59	59.8

DTB-17-R 马达右折安装 Motor Right Side Installation

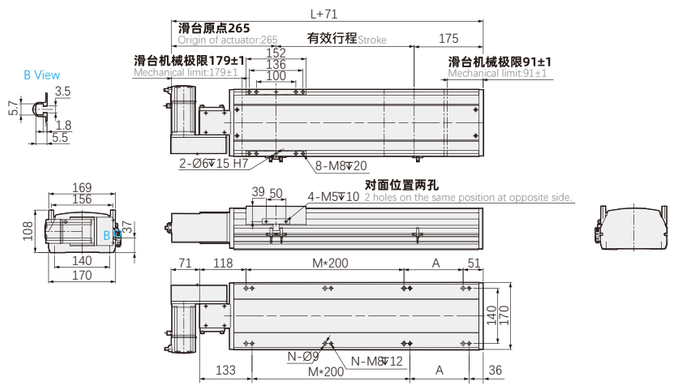

有效行程 Stroke	50	100	150	200	250	300	350	400	450	500	550	600	650	700	750	800	850	900	950	1000	1050	1100	1150	1200	1250	1300	1350	1400	1450	1500	1550
L	419	469	519	569	619	669	719	769	819	869	919	969	1019	1069	1119	1169	1219	1269	1319	1369	1419	1469	1519	1569	1619	1669	1719	1769	1819	1869	1919
A	50	100	150	200	50	100	150	200	50	100	150	200	50	100	150	200	50	100	150	200	50	100	150	200	50	100	150	200	50	100	150
M	1	1	1	1	2	2	2	2	3	3	3	3	4	4	4	4	5	5	5	5	6	6	6	6	7	7	7	7	8	8	8
N	6	6	6	6	8	8	8	8	10	10	10	10	12	12	12	12	14	14	14	14	16	16	16	16	18	18	18	18	20	20	20
重量 Weight(KG)	10.2	12	13.8	14.6	15.4	16.1	16.9	17.7	18.5	19.2	20	20.8	21.6	22.3	23.1	23.9	24.7	25.4	26.2	27	27.8	28.6	29.4	30.2	31	31.8	32.6	33.4	34.2	35	35.8

有效行程 Stroke	1600	1650	1700	1750	1800	1850	1900	1950	2000	2050	2100	2150	2200	2250	2300	2350	2400	2450	2500	2550	2600	2650	2700	2750	2800	2850	2900	2950	3000	3050
L	1969	2019	2069	2119	2169	2219	2269	2319	2369	2419	2469	2519	2569	2619	2669	2719	2769	2819	2869	2919	2969	3019	3069	3119	3169	3219	3269	3319	3369	3419
A	200	50	100	150	200	50	100	150	200	50	100	150	200	50	100	150	200	50	100	150	200	50	100	150	200	50	100	150	200	50
M	8	9	9	9	9	10	10	10	10	11	11	11	11	12	12	12	12	13	13	13	13	14	14	14	14	15	15	15	15	16
N	20	22	22	22	22	24	24	24	24	26	26	26	26	28	28	28	28	30	30	30	30	32	32	32	32	34	34	34	34	36
重量 Weight(KG)	36.6	37.4	38.2	39	39.8	40.6	41.4	42.2	43	43.8	44.6	45.4	46.2	47	47.8	48.6	49.4	50.2	51	51.8	52.6	53.4	54.2	55	55.8	56.6	57.4	58.2	59	59.8

DTB17 单轴 /1-axis

▶皮带驱动

DTB-17-LU 马达左上折安装 Motor Left Upper Side Installation

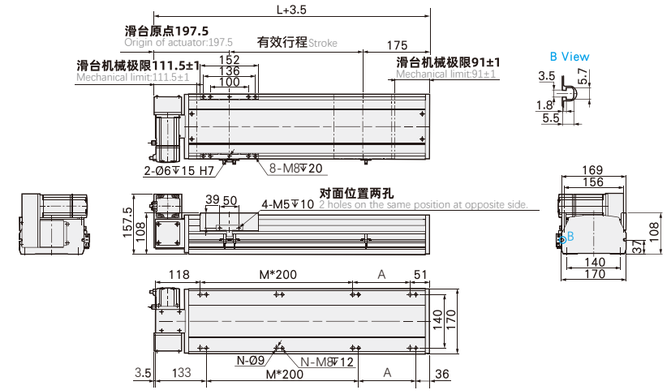

有效行程 Stroke	50	100	150	200	250	300	350	400	450	500	550	600	650	700	750	800	850	900	950	1000	1050	1100	1150	1200	1250	1300	1350	1400	1450	1500	1550
L	419	469	519	569	619	669	719	769	819	869	919	969	1019	1069	1119	1169	1219	1269	1319	1369	1419	1469	1519	1569	1619	1669	1719	1769	1819	1869	1919
A	50	100	150	200	50	100	150	200	50	100	150	200	50	100	150	200	50	100	150	200	50	100	150	200	50	100	150	200	50	100	150
M	1	1	1	1	2	2	2	2	3	3	3	3	4	4	4	4	5	5	5	5	6	6	6	6	7	7	7	7	8	8	8
N	6	6	6	6	8	8	8	8	10	10	10	10	12	12	12	12	14	14	14	14	16	16	16	16	18	18	18	18	20	20	20
重量 Weight(KG)	10.2	12	13.8	14.6	15.4	16.1	16.9	17.7	18.5	19.2	20	20.8	21.6	22.3	23.1	23.9	24.7	25.4	26.2	27	27.8	28.6	29.4	30.2	31	31.8	32.6	33.4	34.2	35	35.8

有效行程 Stroke	1600	1650	1700	1750	1800	1850	1900	1950	2000	2050	2100	2150	2200	2250	2300	2350	2400	2450	2500	2550	2600	2650	2700	2750	2800	2850	2900	2950	3000	3050
L	1969	2019	2069	2119	2169	2219	2269	2319	2369	2419	2469	2519	2569	2619	2669	2719	2769	2819	2869	2919	2969	3019	3069	3119	3169	3219	3269	3319	3369	3419
A	200	50	100	150	200	50	100	150	200	50	100	150	200	50	100	150	200	50	100	150	200	50	100	150	200	50	100	150	200	50
M	8	9	9	9	9	10	10	10	10	11	11	11	11	12	12	12	12	13	13	13	13	14	14	14	14	15	15	15	15	16
N	20	22	22	22	22	24	24	24	24	26	26	26	26	28	28	28	28	30	30	30	30	32	32	32	32	34	34	34	34	36
重量 Weight(KG)	36.6	37.4	38.2	39	39.8	40.6	41.4	42.2	43	43.8	44.6	45.4	46.2	47	47.8	48.6	49.4	50.2	51	51.8	52.6	53.4	54.2	55	55.8	56.6	57.4	58.2	59	59.8

DTB-17-RU 马达右上折安装 Motor Right Upper Side Installation

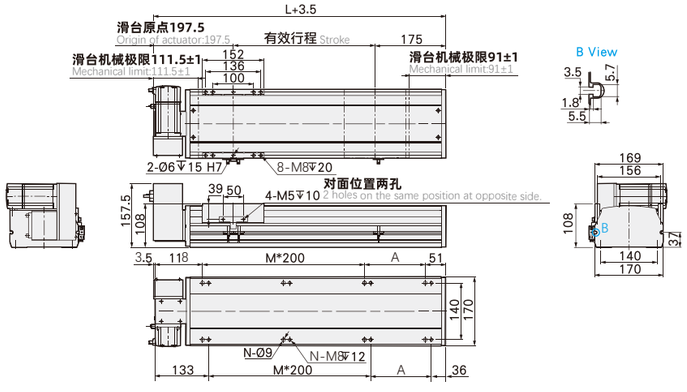

有效行程 Stroke	50	100	150	200	250	300	350	400	450	500	550	600	650	700	750	800	850	900	950	1000	1050	1100	1150	1200	1250	1300	1350	1400	1450	1500	1550
L	419	469	519	569	619	669	719	769	819	869	919	969	1019	1069	1119	1169	1219	1269	1319	1369	1419	1469	1519	1569	1619	1669	1719	1769	1819	1869	1919
A	50	100	150	200	50	100	150	200	50	100	150	200	50	100	150	200	50	100	150	200	50	100	150	200	50	100	150	200	50	100	150
M	1	1	1	1	2	2	2	2	3	3	3	3	4	4	4	4	5	5	5	5	6	6	6	6	7	7	7	7	8	8	8
N	6	6	6	6	8	8	8	8	10	10	10	10	12	12	12	12	14	14	14	14	16	16	16	16	18	18	18	18	20	20	20
重量 Weight(KG)	10.2	12	13.8	14.6	15.4	16.1	16.9	17.7	18.5	19.2	20	20.8	21.6	22.3	23.1	23.9	24.7	25.4	26.2	27	27.8	28.6	29.4	30.2	31	31.8	32.6	33.4	34.2	35	35.8

有效行程 Stroke	1600	1650	1700	1750	1800	1850	1900	1950	2000	2050	2100	2150	2200	2250	2300	2350	2400	2450	2500	2550	2600	2650	2700	2750	2800	2850	2900	2950	3000	3050
L	1969	2019	2069	2119	2169	2219	2269	2319	2369	2419	2469	2519	2569	2619	2669	2719	2769	2819	2869	2919	2969	3019	3069	3119	3169	3219	3269	3319	3369	3419
A	200	50	100	150	200	50	100	150	200	50	100	150	200	50	100	150	200	50	100	150	200	50	100	150	200	50	100	150	200	50
M	8	9	9	9	9	10	10	10	10	11	11	11	11	12	12	12	12	13	13	13	13	14	14	14	14	15	15	15	15	16
N	20	22	22	22	22	24	24	24	24	26	26	26	26	28	28	28	28	30	30	30	30	32	32	32	32	34	34	34	34	36
重量 Weight(KG)	36.6	37.4	38.2	39	39.8	40.6	41.4	42.2	43	43.8	44.6	45.4	46.2	47	47.8	48.6	49.4	50.2	51	51.8	52.6	53.4	54.2	55	55.8	56.6	57.4	58.2	59	59.8

DTB17 单轴 /1-axis

▶皮带驱动

DTB-17-LD 马达左下折安装 Motor Left Lower Side Installation

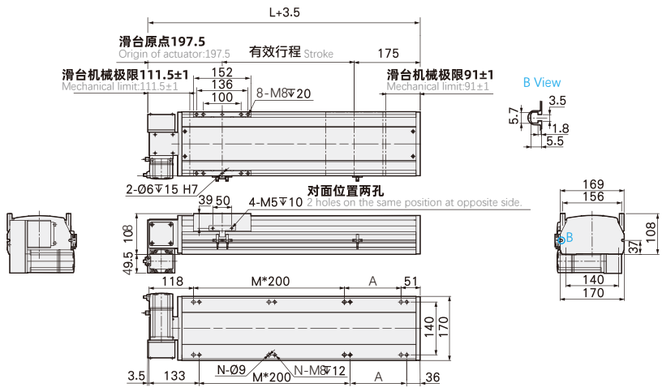

有效行程 Stroke	50	100	150	200	250	300	350	400	450	500	550	600	650	700	750	800	850	900	950	1000	1050	1100	1150	1200	1250	1300	1350	1400	1450	1500	1550
L	419	469	519	569	619	669	719	769	819	869	919	969	1019	1069	1119	1169	1219	1269	1319	1369	1419	1469	1519	1569	1619	1669	1719	1769	1819	1869	1919
A	50	100	150	200	50	100	150	200	50	100	150	200	50	100	150	200	50	100	150	200	50	100	150	200	50	100	150	200	50	100	150
M	1	1	1	1	2	2	2	2	3	3	3	3	4	4	4	4	5	5	5	5	6	6	6	6	7	7	7	7	8	8	8
N	6	6	6	6	8	8	8	8	10	10	10	10	12	12	12	12	14	14	14	14	16	16	16	16	18	18	18	18	20	20	20
重量 Weight(KG)	10.2	12	13.8	14.6	15.4	16.1	16.9	17.7	18.5	19.2	20	20.8	21.6	22.3	23.1	23.9	24.7	25.4	26.2	27	27.8	28.6	29.4	30.2	31	31.8	32.6	33.4	34.2	35	35.8

有效行程 Stroke	1600	1650	1700	1750	1800	1850	1900	1950	2000	2050	2100	2150	2200	2250	2300	2350	2400	2450	2500	2550	2600	2650	2700	2750	2800	2850	2900	2950	3000	3050
L	1969	2019	2069	2119	2169	2219	2269	2319	2369	2419	2469	2519	2569	2619	2669	2719	2769	2819	2869	2919	2969	3019	3069	3119	3169	3219	3269	3319	3369	3419
A	200	50	100	150	200	50	100	150	200	50	100	150	200	50	100	150	200	50	100	150	200	50	100	150	200	50	100	150	200	50
M	8	9	9	9	9	10	10	10	10	11	11	11	11	12	12	12	12	13	13	13	13	14	14	14	14	15	15	15	15	16
N	20	22	22	22	22	24	24	24	24	26	26	26	26	28	28	28	28	30	30	30	30	32	32	32	32	34	34	34	34	36
重量 Weight(KG)	36.6	37.4	38.2	39	39.8	40.6	41.4	42.2	43	43.8	44.6	45.4	46.2	47	47.8	48.6	49.4	50.2	51	51.8	52.6	53.4	54.2	55	55.8	56.6	57.4	58.2	59	59.8

DTB-17-RD 马达右下折安装 Motor Left Lower Side Installation

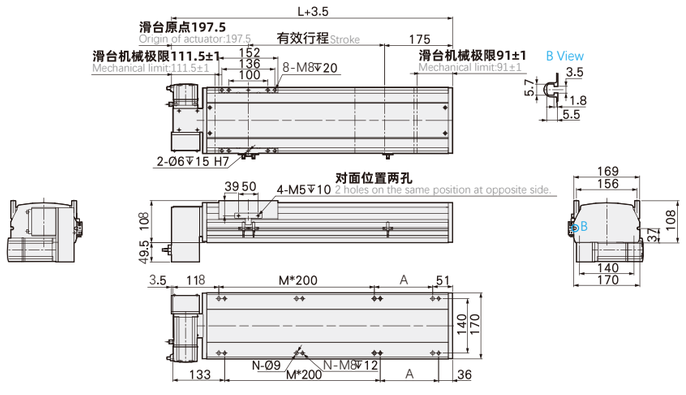

有效行程 Stroke	50	100	150	200	250	300	350	400	450	500	550	600	650	700	750	800	850	900	950	1000	1050	1100	1150	1200	1250	1300	1350	1400	1450	1500	1550
L	419	469	519	569	619	669	719	769	819	869	919	969	1019	1069	1119	1169	1219	1269	1319	1369	1419	1469	1519	1569	1619	1669	1719	1769	1819	1869	1919
A	50	100	150	200	50	100	150	200	50	100	150	200	50	100	150	200	50	100	150	200	50	100	150	200	50	100	150	200	50	100	150
M	1	1	1	1	2	2	2	2	3	3	3	3	4	4	4	4	5	5	5	5	6	6	6	6	7	7	7	7	8	8	8
N	6	6	6	6	8	8	8	8	10	10	10	10	12	12	12	12	14	14	14	14	16	16	16	16	18	18	18	18	20	20	20
重量 Weight(KG)	10.2	12	13.8	14.6	15.4	16.1	16.9	17.7	18.5	19.2	20	20.8	21.6	22.3	23.1	23.9	24.7	25.4	26.2	27	27.8	28.6	29.4	30.2	31	31.8	32.6	33.4	34.2	35	35.8

有效行程 Stroke	1600	1650	1700	1750	1800	1850	1900	1950	2000	2050	2100	2150	2200	2250	2300	2350	2400	2450	2500	2550	2600	2650	2700	2750	2800	2850	2900	2950	3000	3050
L	1969	2019	2069	2119	2169	2219	2269	2319	2369	2419	2469	2519	2569	2619	2669	2719	2769	2819	2869	2919	2969	3019	3069	3119	3169	3219	3269	3319	3369	3419
A	200	50	100	150	200	50	100	150	200	50	100	150	200	50	100	150	200	50	100	150	200	50	100	150	200	50	100	150	200	50
M	8	9	9	9	9	10	10	10	10	11	11	11	11	12	12	12	12	13	13	13	13	14	14	14	14	15	15	15	15	16
N	20	22	22	22	22	24	24	24	24	26	26	26	26	28	28	28	28	30	30	30	30	32	32	32	32	34	34	34	34	36
重量 Weight(KG)	36.6	37.4	38.2	39	39.8	40.6	41.4	42.2	43	43.8	44.6	45.4	46.2	47	47.8	48.6	49.4	50.2	51	51.8	52.6	53.4	54.2	55	55.8	56.6	57.4	58.2	59	59.8

DTB22 单轴 /1-axis

▶皮带驱动

型号表现方式 Ordering Method

DTB22 - L 40 - 100 - L - M75 - C 4 - 0001

- **本机型号** Model
- **皮带型式** Belt Type
- **导程** Lead
- **行程** Stroke
- **马达位置** Motor Position
- **马达品牌** Motor Brand
- **原点感应器** Home Sensor
- **端点极限感应器** Limit Sensor
- **特注样式** Customization Order No.

行程 Stroke

50-3500mm	
50间隔	50 mm Pitch

皮带型式 Belt Type

L	无尘皮带 Clean belt
X	橡胶皮带 Rubber belt

导程 Lead

40	40mm

马达位置 Motor Position

L	马达左折 Motor Left Side
LU	马达左上折 Motor Left Upper Side
LD	马达左下折 Motor Left Lower Side
R	马达右折 Motor Right Side
RU	马达右上折 Motor Right Upper Side
RD	马达右下折 Motor Right Lower Side

马达品牌 Motor Brand

M	三菱 Mitsubishi	10	-	B
P	松下 Panasonic	20	-	
Y	安川 Yaskawa	40	-	
T	台达 Delta	75	750W	
I	汇川 Inovanve		-	
H	禾川 Hcfa		-	
Q	其他 Other		-	

原点感应器 Home Sensor

	外挂型	Out Side
C	马达侧	Motor Side
D	反马达侧	Opposite Motor Side
	无 SENSOR	No Sensor
E	无 SENSOR	No Sensor

端点极限感应器 Limit Sensor

	外挂型	Out Side
3	1只	1Pc
4	2只	2Pc
	无 SENSOR	No Sensor
5	无 SENSOR	No Sensor

静态容许负载惯量 Static Loading Inertia

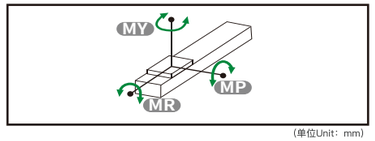

(单位Unit：mm)

MY	2052
MP	2052
MR	1810

*力矩表所表示的数据，代表重心。
The torque value in the chart indicate the center of gravity.
*符合型录规范的正常使用下，保证寿命为10000公里。
Operation life is 10,000km when the product is using under the specified conditions.
*倒吊使用无法套用标准规范，如有需求请洽询我司业务。
Data information is not for ceiling-mount inverse use. Contact us for the details if you want to apply ceiling-mount inverse usage.

容许负载力矩表 Allowable load moment

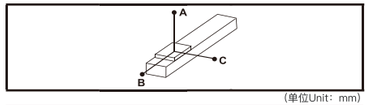

(单位Unit：mm)

水平安装 Horizontal Installation	A	B	C
45 kg	1588	600	349
65 kg	1052	328	285
85 kg	768	281	206

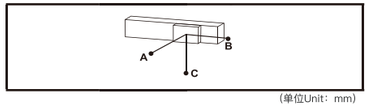

(单位Unit：mm)

墙面安装 Wall Installation	A	B	C
40 kg	500	685	1805
60 kg	315	430	1152
85 kg	206	281	768

产品参数 Product Parameter

规格 Spec	位置重复精度	Repeatability (mm)	±0.04
	导程	Lead (mm)	40
	最高速度	Maximum Speed(mm/s)	2000
	最大负载 Maximum Payload	水平 Horizontal(kg)	85
		垂直 Vertical(kg)	--
	额定推力	Rated Thrust (N)	367
	标准行程	Storke Range (mm)	50...3500/50行程递增
部件 Parts	马达容量	Motor Output (W)	750W
	皮带宽度	Belt Width (mm)	50
	滑轨规格	Sliding rail Specification	W23×H18
	原点感应器 Home Sensor	外挂 Outside	SY-303NA-W(NPN)

DTB22 单轴 /1-axis

▶皮带驱动

DTB-22-L 马达左折安装 Motor Left Side Installation

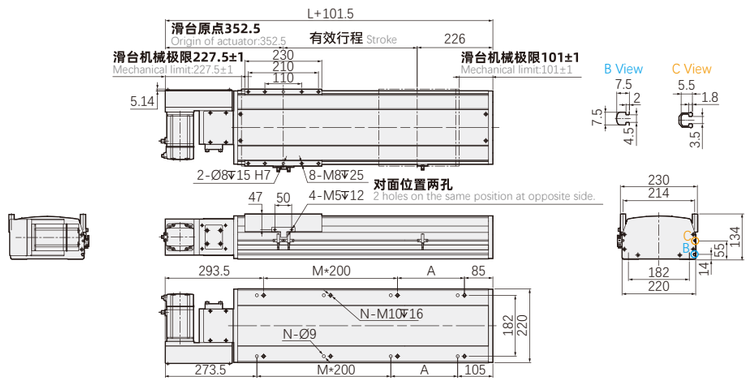

有效行程 Stroke	50	100	150	200	250	300	350	400	450	500	550	600	650	700	750	800	850	900	950	1000	1050	1100	1150	1200	1250	1300	1350	1400	1450	1500	1550
L	527	577	627	677	727	777	827	877	927	977	1027	1077	1127	1177	1227	1277	1327	1377	1427	1477	1527	1577	1627	1677	1727	1777	1827	1877	1927	1977	2027
A	50	100	150	200	50	100	150	200	50	100	150	200	50	100	150	200	50	100	150	200	50	100	150	200	50	100	150	200	50	100	150
M	1	1	1	1	2	2	2	2	3	3	3	3	4	4	4	4	5	5	5	5	6	6	6	6	7	7	7	7	8	8	8
N	6	6	6	6	8	8	8	8	10	10	10	10	12	12	12	12	14	14	14	14	16	16	16	16	18	18	18	18	20	20	20
重量 Weight(KG)	28.8	30	31.2	32.4	33.6	34.8	36	37.2	38.4	39.6	40.8	42	43.2	44.4	45.6	46.8	48	49.2	50.4	51.6	52.8	54	55.2	56.4	59.2	59.8	60	61.2	62.4	63.6	64.8

有效行程 Stroke	1600	1650	1700	1750	1800	1850	1900	1950	2000	2050	2100	2150	2200	2250	2300	2350	2400	2450	2500	2550	2600	2650	2700	2750	2800	2850	2900	2950	3000	3050
L	2077	2127	2177	2227	2277	2327	2377	2427	2477	2527	2577	2627	2677	2727	2777	2827	2877	2927	2977	3027	3077	3127	3177	3227	3277	3327	3377	3427	3477	3527
A	200	50	100	150	200	50	100	150	200	50	100	150	200	50	100	150	200	50	100	150	200	50	100	150	200	50	100	150	200	50
M	8	9	9	9	9	10	10	10	10	11	11	11	11	12	12	12	12	13	13	13	13	14	14	14	14	15	15	15	15	16
N	20	22	22	22	22	24	24	24	24	26	26	26	26	28	28	28	28	30	30	30	30	32	32	32	32	34	34	34	34	36
重量 Weight(KG)	66	67.2	68.4	69.6	70.8	72	73.2	74.4	75.6	76.8	78	79.2	80.4	81.6	82.8	84	85.2	86.4	87.6	88.8	90	91.2	92.4	93.6	94.8	96	97.2	98.4	99.6	1008

DTB-22-R 马达右折安装 Motor Right Side Installation

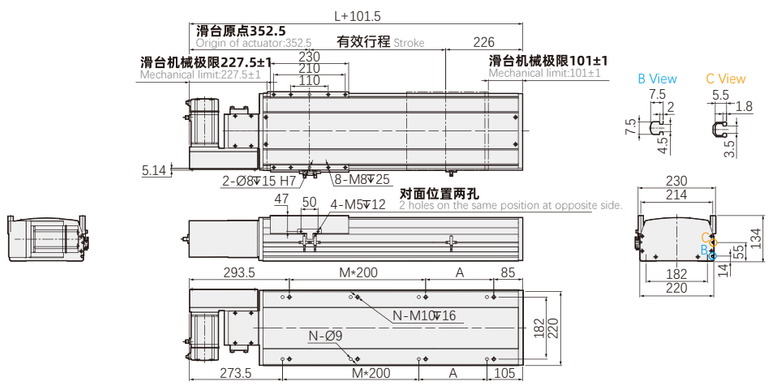

有效行程 Stroke	50	100	150	200	250	300	350	400	450	500	550	600	650	700	750	800	850	900	950	1000	1050	1100	1150	1200	1250	1300	1350	1400	1450	1500	1550
L	527	577	627	677	727	777	827	877	927	977	1027	1077	1127	1177	1227	1277	1327	1377	1427	1477	1527	1577	1627	1677	1727	1777	1827	1877	1927	1977	2027
A	50	100	150	200	50	100	150	200	50	100	150	200	50	100	150	200	50	100	150	200	50	100	150	200	50	100	150	200	50	100	150
M	1	1	1	1	2	2	2	2	3	3	3	3	4	4	4	4	5	5	5	5	6	6	6	6	7	7	7	7	8	8	8
N	6	6	6	6	8	8	8	8	10	10	10	10	12	12	12	12	14	14	14	14	16	16	16	16	18	18	18	18	20	20	20
重量 Weight(KG)	28.8	30	31.2	32.4	33.6	34.8	36	37.2	38.4	39.6	40.8	42	43.2	44.4	45.6	46.8	48	49.2	50.4	51.6	52.8	54	55.2	56.4	59.2	59.8	60	61.2	62.4	63.6	64.8

有效行程 Stroke	1600	1650	1700	1750	1800	1850	1900	1950	2000	2050	2100	2150	2200	2250	2300	2350	2400	2450	2500	2550	2600	2650	2700	2750	2800	2850	2900	2950	3000	3050
L	2077	2127	2177	2227	2277	2327	2377	2427	2477	2527	2577	2627	2677	2727	2777	2827	2877	2927	2977	3027	3077	3127	3177	3227	3277	3327	3377	3427	3477	3527
A	200	50	100	150	200	50	100	150	200	50	100	150	200	50	100	150	200	50	100	150	200	50	100	150	200	50	100	150	200	50
M	8	9	9	9	9	10	10	10	10	11	11	11	11	12	12	12	12	13	13	13	13	14	14	14	14	15	15	15	15	16
N	20	22	22	22	22	24	24	24	24	26	26	26	26	28	28	28	28	30	30	30	30	32	32	32	32	34	34	34	34	36
重量 Weight(KG)	66	67.2	68.4	69.6	70.8	72	73.2	74.4	75.6	76.8	78	79.2	80.4	81.6	82.8	84	85.2	86.4	87.6	88.8	90	91.2	92.4	93.6	94.8	96	97.2	98.4	99.6	1008

DTB22 单轴 /1-axis

▶皮带驱动

DTB-22-LU 马达左上折安装 Motor Left Upper Side Installation

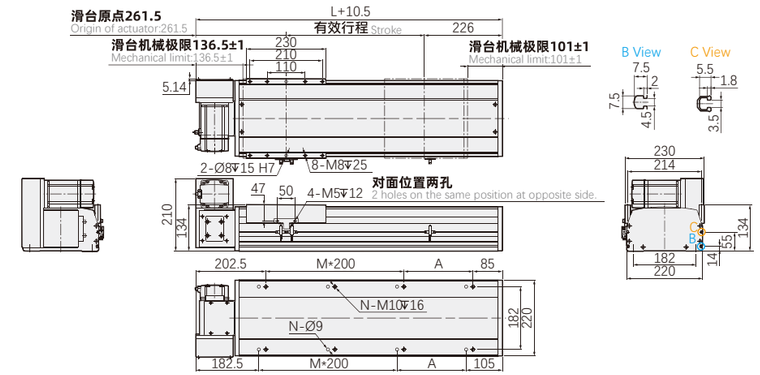

有效行程 Stroke	50	100	150	200	250	300	350	400	450	500	550	600	650	700	750	800	850	900	950	1000	1050	1100	1150	1200	1250	1300	1350	1400	1450	1500	1550
L	527	577	627	677	727	777	827	877	927	977	1027	1077	1127	1177	1227	1277	1327	1377	1427	1477	1527	1577	1627	1677	1727	1777	1827	1877	1927	1977	2027
A	50	100	150	200	50	100	150	200	50	100	150	200	50	100	150	200	50	100	150	200	50	100	150	200	50	100	150	200	50	100	150
M	1	1	1	1	2	2	2	2	3	3	3	3	4	4	4	4	5	5	5	5	6	6	6	6	7	7	7	7	8	8	8
N	6	6	6	6	8	8	8	8	10	10	10	10	12	12	12	12	14	14	14	14	16	16	16	16	18	18	18	18	20	20	20
重量 Weight(KG)	28.8	30	31.2	32.4	33.6	34.8	36	37.2	38.4	39.6	40.8	42	43.2	44.4	45.6	46.8	48	49.2	50.4	51.6	52.8	54	55.2	56.4	59.2	59.8	60	61.2	62.4	63.6	64.8

有效行程 Stroke	1600	1650	1700	1750	1800	1850	1900	1950	2000	2050	2100	2150	2200	2250	2300	2350	2400	2450	2500	2550	2600	2650	2700	2750	2800	2850	2900	2950	3000	3050
L	2077	2127	2177	2227	2277	2327	2377	2427	2477	2527	2577	2627	2677	2727	2777	2827	2877	2927	2977	3027	3077	3127	3177	3227	3277	3327	3377	3427	3477	3527
A	200	50	100	150	200	50	100	150	200	50	100	150	200	50	100	150	200	50	100	150	200	50	100	150	200	50	100	150	200	50
M	8	9	9	9	9	10	10	10	10	11	11	11	11	12	12	12	12	13	13	13	13	14	14	14	14	15	15	15	15	16
N	20	22	22	22	22	24	24	24	24	26	26	26	26	28	28	28	28	30	30	30	30	32	32	32	32	34	34	34	34	36
重量 Weight(KG)	66	67.2	68.4	69.6	70.8	72	73.2	74.4	75.6	76.8	78	79.2	80.4	81.6	82.8	84	85.2	86.4	87.6	88.8	90	91.2	92.4	93.6	94.8	96	97.2	98.4	99.6	1008

DTB-22-RU 马达右上折安装 Motor Right Upper Side Installation

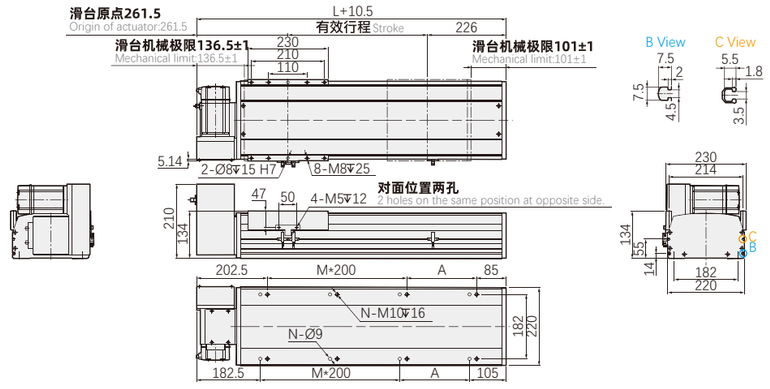

有效行程 Stroke	50	100	150	200	250	300	350	400	450	500	550	600	650	700	750	800	850	900	950	1000	1050	1100	1150	1200	1250	1300	1350	1400	1450	1500	1550
L	527	577	627	677	727	777	827	877	927	977	1027	1077	1127	1177	1227	1277	1327	1377	1427	1477	1527	1577	1627	1677	1727	1777	1827	1877	1927	1977	2027
A	50	100	150	200	50	100	150	200	50	100	150	200	50	100	150	200	50	100	150	200	50	100	150	200	50	100	150	200	50	100	150
M	1	1	1	1	2	2	2	2	3	3	3	3	4	4	4	4	5	5	5	5	6	6	6	6	7	7	7	7	8	8	8
N	6	6	6	6	8	8	8	8	10	10	10	10	12	12	12	12	14	14	14	14	16	16	16	16	18	18	18	18	20	20	20
重量 Weight(KG)	28.8	30	31.2	32.4	33.6	34.8	36	37.2	38.4	39.6	40.8	42	43.2	44.4	45.6	46.8	48	49.2	50.4	51.6	52.8	54	55.2	56.4	59.2	59.8	60	61.2	62.4	63.6	64.8

有效行程 Stroke	1600	1650	1700	1750	1800	1850	1900	1950	2000	2050	2100	2150	2200	2250	2300	2350	2400	2450	2500	2550	2600	2650	2700	2750	2800	2850	2900	2950	3000	3050
L	2077	2127	2177	2227	2277	2327	2377	2427	2477	2527	2577	2627	2677	2727	2777	2827	2877	2927	2977	3027	3077	3127	3177	3227	3277	3327	3377	3427	3477	3527
A	200	50	100	150	200	50	100	150	200	50	100	150	200	50	100	150	200	50	100	150	200	50	100	150	200	50	100	150	200	50
M	8	9	9	9	9	10	10	10	10	11	11	11	11	12	12	12	12	13	13	13	13	14	14	14	14	15	15	15	15	16
N	20	22	22	22	22	24	24	24	24	26	26	26	26	28	28	28	28	30	30	30	30	32	32	32	32	34	34	34	34	36
重量 Weight(KG)	66	67.2	68.4	69.6	70.8	72	73.2	74.4	75.6	76.8	78	79.2	80.4	81.6	82.8	84	85.2	86.4	87.6	88.8	90	91.2	92.4	93.6	94.8	96	97.2	98.4	99.6	1008

DTB22 单轴 /1-axis

▶皮带驱动

DTB-22-LD 马达左下折安装 Motor Left Lower Side Installation

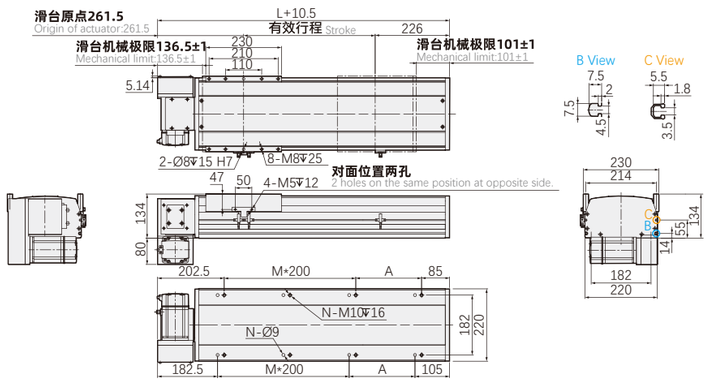

有效行程 Stroke	50	100	150	200	250	300	350	400	450	500	550	600	650	700	750	800	850	900	950	1000	1050	1100	1150	1200	1250	1300	1350	1400	1450	1500	1550
L	527	577	627	677	727	777	827	877	927	977	1027	1077	1127	1177	1227	1277	1327	1377	1427	1477	1527	1577	1627	1677	1727	1777	1827	1877	1927	1977	2027
A	50	100	150	200	50	100	150	200	50	100	150	200	50	100	150	200	50	100	150	200	50	100	150	200	50	100	150	200	50	100	150
M	1	1	1	1	2	2	2	2	3	3	3	3	4	4	4	4	5	5	5	5	6	6	6	6	7	7	7	7	8	8	8
N	6	6	6	6	8	8	8	8	10	10	10	10	12	12	12	12	14	14	14	14	16	16	16	16	18	18	18	18	20	20	20
重量 Weight(KG)	28.8	30	31.2	32.4	33.6	34.8	36	37.2	38.4	39.6	40.8	42	43.2	44.4	45.6	46.8	48	49.2	50.4	51.6	52.8	54	55.2	56.4	59.2	59.8	60	61.2	62.4	63.6	64.8

有效行程 Stroke	1600	1650	1700	1750	1800	1850	1900	1950	2000	2050	2100	2150	2200	2250	2300	2350	2400	2450	2500	2550	2600	2650	2700	2750	2800	2850	2900	2950	3000	3050
L	2077	2127	2177	2227	2277	2327	2377	2427	2477	2527	2577	2627	2677	2727	2777	2827	2877	2927	2977	3027	3077	3127	3177	3227	3277	3327	3377	3427	3477	3527
A	200	50	100	150	200	50	100	150	200	50	100	150	200	50	100	150	200	50	100	150	200	50	100	150	200	50	100	150	200	50
M	8	9	9	9	9	10	10	10	10	11	11	11	11	12	12	12	12	13	13	13	13	14	14	14	14	15	15	15	15	16
N	20	22	22	22	22	24	24	24	24	26	26	26	26	28	28	28	28	30	30	30	30	32	32	32	32	34	34	34	34	36
重量 Weight(KG)	66	67.2	68.4	69.6	70.8	72	73.2	74.4	75.6	76.8	78	79.2	80.4	81.6	82.8	84	85.2	86.4	87.6	88.8	90	91.2	92.4	93.6	94.8	96	97.2	98.4	99.6	1008

DTB-22-RD 马达右下折安装 Motor Left Lower Side Installation

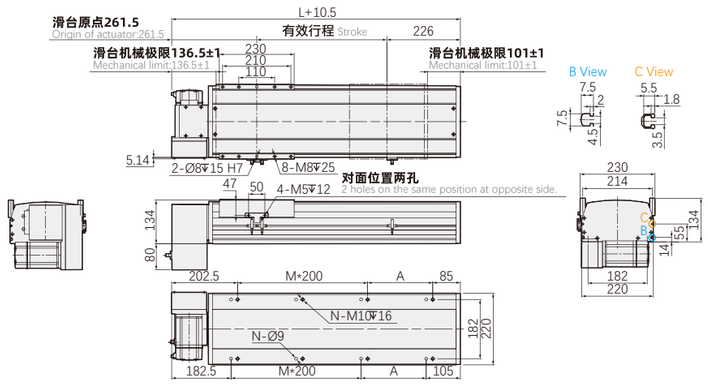

有效行程 Stroke	50	100	150	200	250	300	350	400	450	500	550	600	650	700	750	800	850	900	950	1000	1050	1100	1150	1200	1250	1300	1350	1400	1450	1500	1550
L	527	577	627	677	727	777	827	877	927	977	1027	1077	1127	1177	1227	1277	1327	1377	1427	1477	1527	1577	1627	1677	1727	1777	1827	1877	1927	1977	2027
A	50	100	150	200	50	100	150	200	50	100	150	200	50	100	150	200	50	100	150	200	50	100	150	200	50	100	150	200	50	100	150
M	1	1	1	1	2	2	2	2	3	3	3	3	4	4	4	4	5	5	5	5	6	6	6	6	7	7	7	7	8	8	8
N	6	6	6	6	8	8	8	8	10	10	10	10	12	12	12	12	14	14	14	14	16	16	16	16	18	18	18	18	20	20	20
重量 Weight(KG)	28.8	30	31.2	32.4	33.6	34.8	36	37.2	38.4	39.6	40.8	42	43.2	44.4	45.6	46.8	48	49.2	50.4	51.6	52.8	54	55.2	56.4	59.2	59.8	60	61.2	62.4	63.6	64.8

有效行程 Stroke	1600	1650	1700	1750	1800	1850	1900	1950	2000	2050	2100	2150	2200	2250	2300	2350	2400	2450	2500	2550	2600	2650	2700	2750	2800	2850	2900	2950	3000	3050
L	2077	2127	2177	2227	2277	2327	2377	2427	2477	2527	2577	2627	2677	2727	2777	2827	2877	2927	2977	3027	3077	3127	3177	3227	3277	3327	3377	3427	3477	3527
A	200	50	100	150	200	50	100	150	200	50	100	150	200	50	100	150	200	50	100	150	200	50	100	150	200	50	100	150	200	50
M	8	9	9	9	9	10	10	10	10	11	11	11	11	12	12	12	12	13	13	13	13	14	14	14	14	15	15	15	15	16
N	20	22	22	22	22	24	24	24	24	26	26	26	26	28	28	28	28	30	30	30	30	32	32	32	32	34	34	34	34	36
重量 Weight(KG)	66	67.2	68.4	69.6	70.8	72	73.2	74.4	75.6	76.8	78	79.2	80.4	81.6	82.8	84	85.2	86.4	87.6	88.8	90	91.2	92.4	93.6	94.8	96	97.2	98.4	99.6	1008

全密皮带滑台系列 FULL BELL SLIDING TABLE SERIES

DCB Series



DCB系列模组核心参数

DCB series module core parameters

DCB10 Series



- 本体宽度:102mm Width
- 最大行程:2550mm Max stroke
- 最大荷重:10kg Max payload

DCB14 Series



- 本体宽度:135mm Width
- 最大行程:3050mm Max stroke
- 最大荷重:25kg Max payload

DCB17 Series



- 本体宽度:170mm Width
- 最大行程:4050mm Max stroke
- 最大荷重:45kg Max payload

DCB22 Series



- 本体宽度:220mm Width
- 最大行程:3500mm Max stroke
- 最大荷重:85kg Max payload

DCB10 单轴 /1-axis

▶无尘室 ▶皮带驱动

型号表现方式 Ordering Method

DCB10 - L 32 - 50 - L - M10 - C 4 - 0001

本机型号 Model

皮带型式 Belt Type

L	无尘皮带 Clean belt

导程 Lead

32	32mm

行程 Stroke

50-2550mm

50间隔 50 mm Pitch

马达位置 Motor Position

L	马达左折 Motor Left Side
LU	马达左上折 Motor Left Upper Side
LD	马达左下折 Motor Left Lower Side
R	马达右折 Motor Right Side
RU	马达右上折 Motor Right Upper Side
RD	马达右下折 Motor Right Lower Side

马达品牌 Motor Brand

M	三菱 Mitsubishi	10	100W	B
P	松下 Panasonic	20	-	
Y	安川 Yaskawa	40	-	
T	台达 Delta	75	-	
I	汇川 Inovanve		-	
H	禾川 Hcfa		-	
Q	其他 Other		-	

原点感应器 Home Sensor

	外挂型 Out Side
C	马达侧 Motor Side
D	反马达侧 Opposite Motor Side
	无 SENSOR No Sensor
E	无 SENSOR No Sensor

端点极限感应器 Limit Sensor

	外挂型 Out Side
3	1只 1Pc
4	2只 2Pc
	无 SENSOR No Sensor
5	无 SENSOR No Sensor

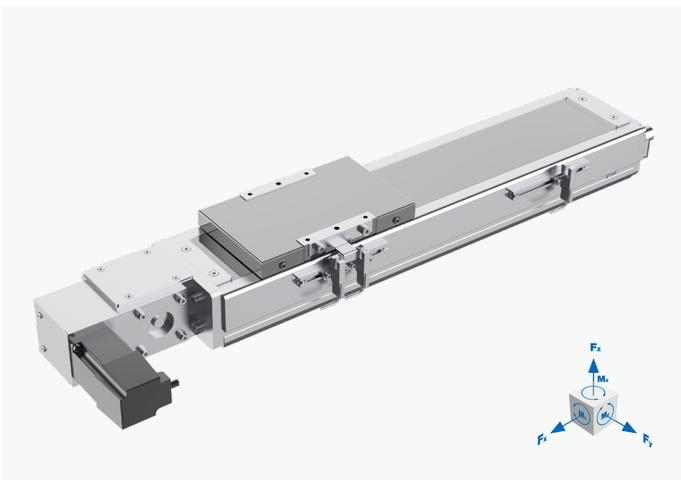

静态容许负载惯量 Static Loading Inertia

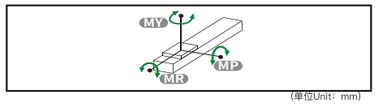

(单位Unit：mm)

MY	110
MP	110
MR	120

*力矩表所表示的数据，代表重心。
The torque value in the chart indicate the center of gravity.

*符合型录规范的正常使用下，保证寿命为10000公里。
Operation life is 10,000km when the product is using under the specified conditions.

*总长超过1000mm以上，钢带有变形风险，避免壁挂使用。
The steel stripe cover may deformed when the actuator length is over 1000mm. Horizontal application is recommend.

*倒吊使用无法套用标准规范，如有需求请洽询我司业务。
Data information is not for ceiling-mount inverse use.Contact us for the details if you want to apply ceiling-mount inverse usage.

容许负载力矩表 Allowable load moment

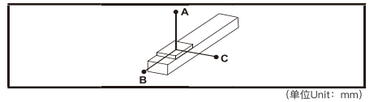

(单位Unit：mm)

水平安装 Horizontal Installation	A	B	C
5 kg	495	152	128
8 kg	301	91	77
10 kg	236	71	60

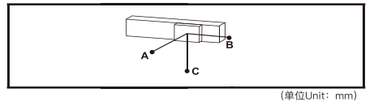

(单位Unit：mm)

墙面安装 Wall Installation	A	B	C
4 kg	162	192	625
7 kg	89	106	347
10 kg	60	71	236

产品参数 Product Parameter

规格 Spec	位置重复精度	Repeatability (mm)	±0.04
	导程	Lead (mm)	32
	最高速度	Maximum Speed(mm/s)	1600
	最大负载 Maximum Payload	水平 Horizontal(kg)	10
		垂直 Vertical(kg)	--
	额定推力	Rated Thrust (N)	61
	标准行程	Storke Range (mm)	50...2550/50行程递增
部件 Parts	马达容量	Motor Output (W)	100W
	皮带宽度	Belt Width (mm)	15
	滑轨规格	Sliding rail Specification	W20×H18
	原点感应器 Home Sensor	外挂 Outside	SY-303NA-W(NPN)

DCB10 单轴 /1-axis
▶无尘室 ▶皮带驱动

DCB-10-L 马达左折安装 Motor Left Side Installation

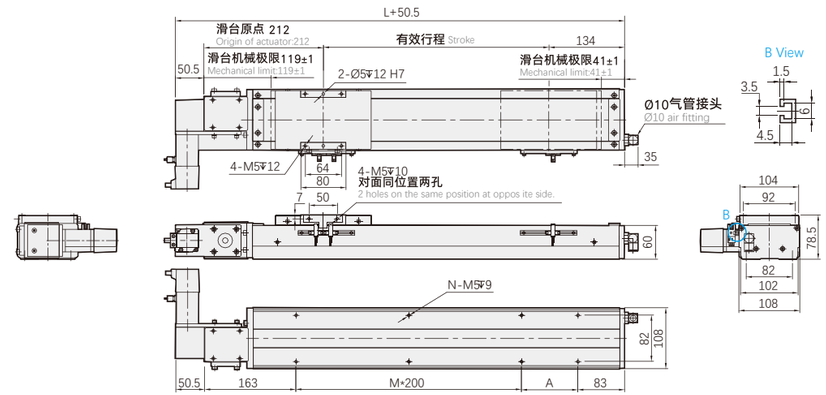

有效行程 Stroke	50	100	150	200	250	300	350	400	450	500	550	600	650	700	750	800	850	900	950	1000	1050	1100	1150	1200	1250	1300
L	396	446	496	546	596	646	696	746	796	846	896	946	996	1046	1096	1146	1196	1246	1296	1346	1396	1446	1496	1546	1596	1646
A	150	200	50	100	150	200	50	100	150	200	50	100	150	200	50	100	150	200	50	100	150	200	50	100	150	200
M	0	0	1	1	1	1	2	2	2	2	3	3	3	3	4	4	4	4	5	5	5	5	6	6	6	6
N	4	4	6	6	6	6	8	8	8	8	10	10	10	10	12	12	12	12	14	14	14	14	16	16	16	16
重量 Weight:KG	7.87	8.3	8.73	9.15	9.57	10	10.42	10.84	11.26	11.69	12.11	12.53	12.96	13.38	13.8	14.23	14.65	15.07	15.49	15.92	16.34	16.76	17.18	17.6	18.02	18.44

有效行程 Stroke	1350	1400	1450	1500	1550	1600	1650	1700	1750	1800	1850	1900	1950	2000	2050	2100	2150	2200	2250	2300	2350	2400	2450	2500	2550
L	1696	1746	1796	1846	1896	1946	1996	2046	2096	2146	2196	2246	2296	2346	2396	2446	2496	2546	2596	2646	2696	2746	2796	2846	2896
A	50	100	150	200	50	100	150	200	50	100	150	200	50	100	150	200	50	100	150	200	50	100	150	200	50
M	7	7	7	7	8	8	8	8	9	9	9	9	10	10	10	10	11	11	11	11	12	12	12	12	13
N	18	18	18	18	20	20	20	20	22	22	22	22	24	24	24	24	26	26	26	26	28	28	28	28	30
重量 Weight:KG	18.86	19.28	19.7	20.12	20.54	20.96	21.38	21.8	22.22	22.4	23.06	23.48	23.9	24.32	24.74	25.16	25.58	26	26.42	26.84	27.26	27.68	28.1	28.52	28.94

DCB-10-R 马达右折安装 Motor Right Side Installation

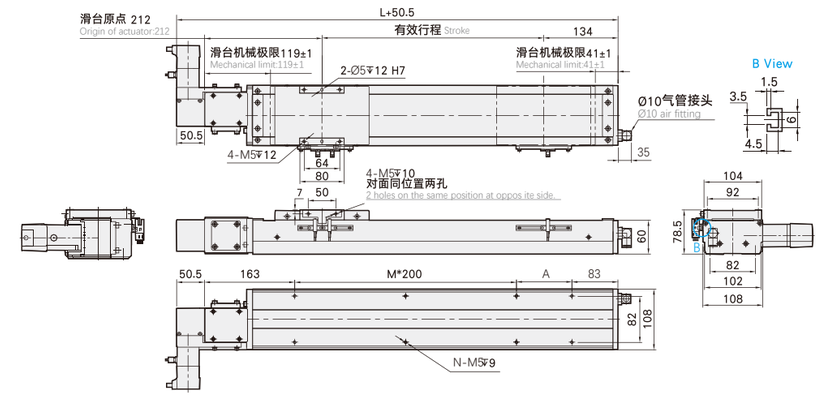

有效行程 Stroke	50	100	150	200	250	300	350	400	450	500	550	600	650	700	750	800	850	900	950	1000	1050	1100	1150	1200	1250	1300
L	396	446	496	546	596	646	696	746	796	846	896	946	996	1046	1096	1146	1196	1246	1296	1346	1396	1446	1496	1546	1596	1646
A	150	200	50	100	150	200	50	100	150	200	50	100	150	200	50	100	150	200	50	100	150	200	50	100	150	200
M	0	0	1	1	1	1	2	2	2	2	3	3	3	3	4	4	4	4	5	5	5	5	6	6	6	6
N	4	4	6	6	6	6	8	8	8	8	10	10	10	10	12	12	12	12	14	14	14	14	16	16	16	16
重量 Weight:KG	7.87	8.3	8.73	9.15	9.57	10	10.42	10.84	11.26	11.69	12.11	12.53	12.96	13.38	13.8	14.23	14.65	15.07	15.49	15.92	16.34	16.76	17.18	17.6	18.02	18.44

有效行程 Stroke	1350	1400	1450	1500	1550	1600	1650	1700	1750	1800	1850	1900	1950	2000	2050	2100	2150	2200	2250	2300	2350	2400	2450	2500	2550
L	1696	1746	1796	1846	1896	1946	1996	2046	2096	2146	2196	2246	2296	2346	2396	2446	2496	2546	2596	2646	2696	2746	2796	2846	2896
A	50	100	150	200	50	100	150	200	50	100	150	200	50	100	150	200	50	100	150	200	50	100	150	200	50
M	7	7	7	7	8	8	8	8	9	9	9	9	10	10	10	10	11	11	11	11	12	12	12	12	13
N	18	18	18	18	20	20	20	20	22	22	22	22	24	24	24	24	26	26	26	26	28	28	28	28	30
重量 Weight:KG	18.86	19.28	19.7	20.12	20.54	20.96	21.38	21.8	22.22	22.4	23.06	23.48	23.9	24.32	24.74	25.16	25.58	26	26.42	26.84	27.26	27.68	28.1	28.52	28.94

DCB10 单轴 /1-axis

▶无尘室 ▶皮带驱动

DCB-10-LU 马达左上折安装 Motor Left Upper Side Installation

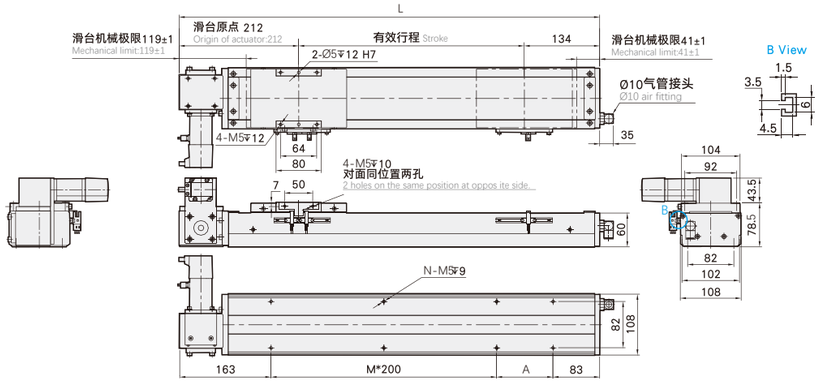

有效行程 Stroke	50	100	150	200	250	300	350	400	450	500	550	600	650	700	750	800	850	900	950	1000	1050	1100	1150	1200	1250	1300
L	396	446	496	546	596	646	696	746	796	846	896	946	996	1046	1096	1146	1196	1246	1296	1346	1396	1446	1496	1546	1596	1646
A	150	200	50	100	150	200	50	100	150	200	50	100	150	200	50	100	150	200	50	100	150	200	50	100	150	200
M	0	0	1	1	1	1	2	2	2	2	3	3	3	3	4	4	4	4	5	5	5	5	6	6	6	6
N	4	4	6	6	6	6	8	8	8	8	10	10	10	10	12	12	12	12	14	14	14	14	16	16	16	16
重量 Weight(KG)	7.87	8.3	8.73	9.15	9.57	10	10.42	10.84	11.26	11.69	12.11	12.53	12.96	13.38	13.8	14.23	14.65	15.07	15.49	15.92	16.34	16.76	17.18	17.6	18.02	18.44

有效行程 Stroke	1350	1400	1450	1500	1550	1600	1650	1700	1750	1800	1850	1900	1950	2000	2050	2100	2150	2200	2250	2300	2350	2400	2450	2500	2550
L	1696	1746	1796	1846	1896	1946	1996	2046	2096	2146	2196	2246	2296	2346	2396	2446	2496	2546	2596	2646	2696	2746	2796	2846	2896
A	50	100	150	200	50	100	150	200	50	100	150	200	50	100	150	200	50	100	150	200	50	100	150	200	50
M	7	7	7	7	8	8	8	8	9	9	9	9	10	10	10	10	11	11	11	11	12	12	12	12	13
N	18	18	18	18	20	20	20	20	22	22	22	22	24	24	24	24	26	26	26	26	28	28	28	28	30
重量 Weight(KG)	18.86	19.28	19.7	20.12	20.54	20.96	21.38	21.8	22.22	22.4	23.06	23.48	23.9	24.32	24.74	25.16	25.58	26	26.42	26.84	27.26	27.68	28.1	28.52	28.94

DCB-10-RU 马达右上折安装 Motor Right Upper Side Installation

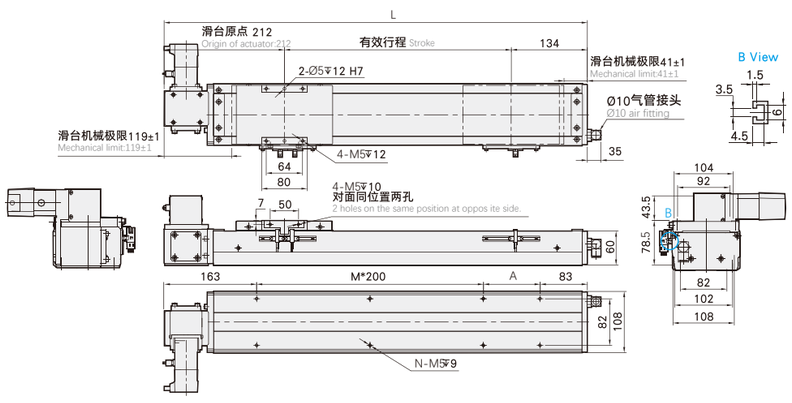

有效行程 Stroke	50	100	150	200	250	300	350	400	450	500	550	600	650	700	750	800	850	900	950	1000	1050	1100	1150	1200	1250	1300
L	396	446	496	546	596	646	696	746	796	846	896	946	996	1046	1096	1146	1196	1246	1296	1346	1396	1446	1496	1546	1596	1646
A	150	200	50	100	150	200	50	100	150	200	50	100	150	200	50	100	150	200	50	100	150	200	50	100	150	200
M	0	0	1	1	1	1	2	2	2	2	3	3	3	3	4	4	4	4	5	5	5	5	6	6	6	6
N	4	4	6	6	6	6	8	8	8	8	10	10	10	10	12	12	12	12	14	14	14	14	16	16	16	16
重量 Weight(KG)	7.87	8.3	8.73	9.15	9.57	10	10.42	10.84	11.26	11.69	12.11	12.53	12.96	13.38	13.8	14.23	14.65	15.07	15.49	15.92	16.34	16.76	17.18	17.6	18.02	18.44

有效行程 Stroke	1350	1400	1450	1500	1550	1600	1650	1700	1750	1800	1850	1900	1950	2000	2050	2100	2150	2200	2250	2300	2350	2400	2450	2500	2550
L	1696	1746	1796	1846	1896	1946	1996	2046	2096	2146	2196	2246	2296	2346	2396	2446	2496	2546	2596	2646	2696	2746	2796	2846	2896
A	50	100	150	200	50	100	150	200	50	100	150	200	50	100	150	200	50	100	150	200	50	100	150	200	50
M	7	7	7	7	8	8	8	8	9	9	9	9	10	10	10	10	11	11	11	11	12	12	12	12	13
N	18	18	18	18	20	20	20	20	22	22	22	22	24	24	24	24	26	26	26	26	28	28	28	28	30
重量 Weight(KG)	18.86	19.28	19.7	20.12	20.54	20.96	21.38	21.8	22.22	22.4	23.06	23.48	23.9	24.32	24.74	25.16	25.58	26	26.42	26.84	27.26	27.68	28.1	28.52	28.94

DCB10 单轴 /1-axis

▶无尘室 ▶皮带驱动

DCB-10-LD 马达左下折安装 Motor Left Lower Side Installation

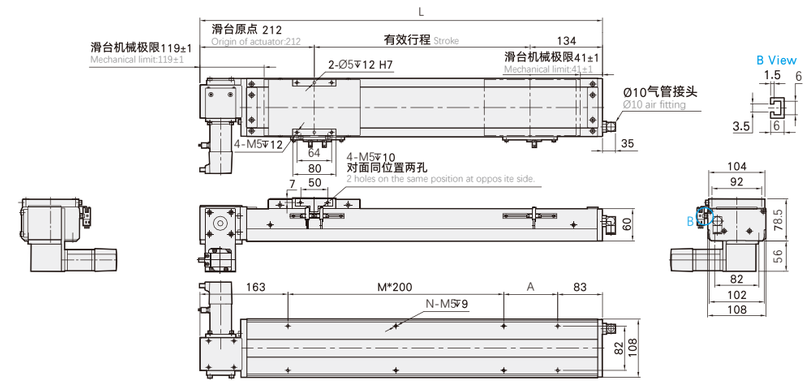

有效行程 Stroke	50	100	150	200	250	300	350	400	450	500	550	600	650	700	750	800	850	900	950	1000	1050	1100	1150	1200	1250	1300
L	396	446	496	546	596	646	696	746	796	846	896	946	996	1046	1096	1146	1196	1246	1296	1346	1396	1446	1496	1546	1596	1646
A	150	200	50	100	150	200	50	100	150	200	50	100	150	200	50	100	150	200	50	100	150	200	50	100	150	200
M	0	0	1	1	1	1	2	2	2	2	3	3	3	3	4	4	4	4	5	5	5	5	6	6	6	6
N	4	4	6	6	6	6	8	8	8	8	10	10	10	10	12	12	12	12	14	14	14	14	16	16	16	16
重量 Weight(KG)	7.87	8.3	8.73	9.15	9.57	10	10.42	10.84	11.26	11.69	12.11	12.53	12.96	13.38	13.8	14.23	14.65	15.07	15.49	15.92	16.34	16.76	17.18	17.6	18.02	18.44

有效行程 Stroke	1350	1400	1450	1500	1550	1600	1650	1700	1750	1800	1850	1900	1950	2000	2050	2100	2150	2200	2250	2300	2350	2400	2450	2500	2550
L	1696	1746	1796	1846	1896	1946	1996	2046	2096	2146	2196	2246	2296	2346	2396	2446	2496	2546	2596	2646	2696	2746	2796	2846	2896
A	50	100	150	200	50	100	150	200	50	100	150	200	50	100	150	200	50	100	150	200	50	100	150	200	50
M	7	7	7	7	8	8	8	8	9	9	9	9	10	10	10	10	11	11	11	11	12	12	12	12	13
N	18	18	18	18	20	20	20	20	22	22	22	22	24	24	24	24	26	26	26	26	28	28	28	28	30
重量 Weight(KG)	18.86	19.28	19.7	20.12	20.54	20.96	21.38	21.8	22.22	22.4	23.06	23.48	23.9	24.32	24.74	25.16	25.58	26	26.42	26.84	27.26	27.68	28.1	28.52	28.94

DCB-10-RD 马达右下折安装 Motor Left Lower Side Installation

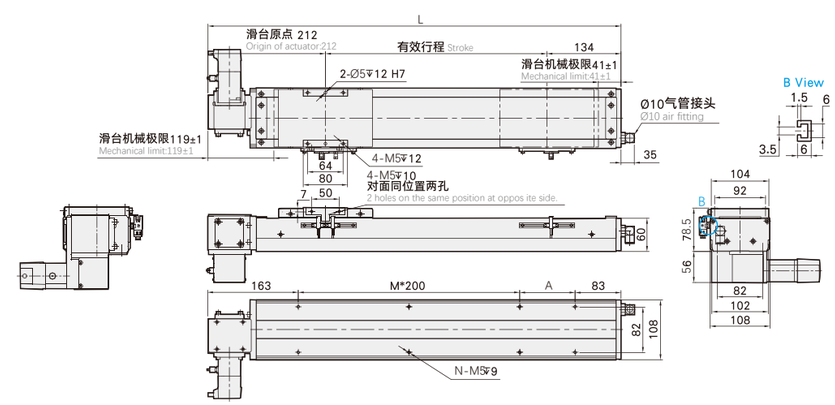

有效行程 Stroke	50	100	150	200	250	300	350	400	450	500	550	600	650	700	750	800	850	900	950	1000	1050	1100	1150	1200	1250	1300
L	396	446	496	546	596	646	696	746	796	846	896	946	996	1046	1096	1146	1196	1246	1296	1346	1396	1446	1496	1546	1596	1646
A	150	200	50	100	150	200	50	100	150	200	50	100	150	200	50	100	150	200	50	100	150	200	50	100	150	200
M	0	0	1	1	1	1	2	2	2	2	3	3	3	3	4	4	4	4	5	5	5	5	6	6	6	6
N	4	4	6	6	6	6	8	8	8	8	10	10	10	10	12	12	12	12	14	14	14	14	16	16	16	16
重量 Weight(KG)	7.87	8.3	8.73	9.15	9.57	10	10.42	10.84	11.26	11.69	12.11	12.53	12.96	13.38	13.8	14.23	14.65	15.07	15.49	15.92	16.34	16.76	17.18	17.6	18.02	18.44

有效行程 Stroke	1350	1400	1450	1500	1550	1600	1650	1700	1750	1800	1850	1900	1950	2000	2050	2100	2150	2200	2250	2300	2350	2400	2450	2500	2550
L	1696	1746	1796	1846	1896	1946	1996	2046	2096	2146	2196	2246	2296	2346	2396	2446	2496	2546	2596	2646	2696	2746	2796	2846	2896
A	50	100	150	200	50	100	150	200	50	100	150	200	50	100	150	200	50	100	150	200	50	100	150	200	50
M	7	7	7	7	8	8	8	8	9	9	9	9	10	10	10	10	11	11	11	11	12	12	12	12	13
N	18	18	18	18	20	20	20	20	22	22	22	22	24	24	24	24	26	26	26	26	28	28	28	28	30
重量 Weight(KG)	18.86	19.28	19.7	20.12	20.54	20.96	21.38	21.8	22.22	22.4	23.06	23.48	23.9	24.32	24.74	25.16	25.58	26	26.42	26.84	27.26	27.68	28.1	28.52	28.94

DCB14 单轴 /1-axis

▶无尘室 ▶皮带驱动

型号表现方式 Ordering Method

DCB14 - L 40 - 50 - L - M20 - C 4 - 0001

- **本机型号** Model
- **皮带型式** Belt Type
- **导程** Lead
- **行程** Stroke
- **马达位置** Motor Position
- **马达品牌** Motor Brand
- **原点感应器** Home Sensor
- **端点极限感应器** Limit Sensor
- **特注样式** Customization Order No.

皮带型式 Belt Type

L	无尘皮带 Clean belt

导程 Lead

40	40mm

行程 Stroke

50-3050mm
50间隔 50 mm Pitch

马达位置 Motor Position

L	马达左折 Motor Left Side
LU	马达左上折 Motor Left Upper Side
LD	马达左下折 Motor Left Lower Side
R	马达右折 Motor Right Side
RU	马达右上折 Motor Right Upper Side
RD	马达右下折 Motor Right Lower Side

马达品牌 Motor Brand

M	三菱 Mitsubishi	10	-	B
P	松下 Panasonic	20	200W	
Y	安川 Yaskawa	40	-	
T	台达 Delta	75	-	
I	汇川 Inovanve		-	
H	禾川 Hcfa		-	
Q	其他 Other		-	

原点感应器 Home Sensor

	外挂型 Out Side
C	马达侧 Motor Side
D	反马达侧 Opposite Motor Side
	无 SENSOR No Sensor
E	无 SENSOR No Sensor

端点极限感应器 Limit Sensor

	外挂型 Out Side
3	1只 1Pc
4	2只 2Pc
	无 SENSOR No Sensor
5	无 SENSOR No Sensor

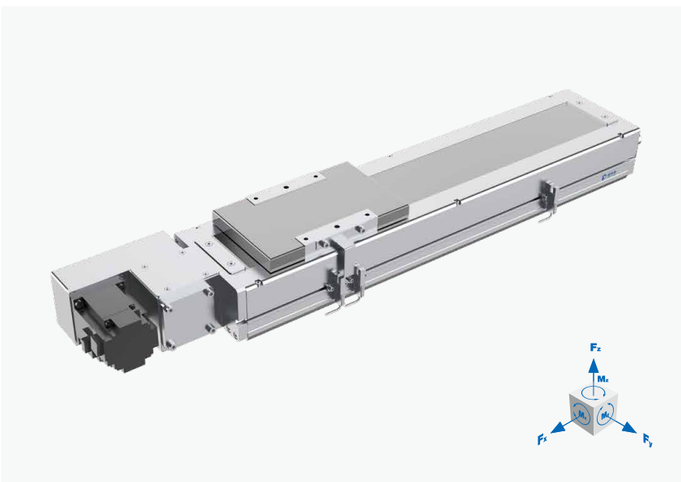

静态容许负载惯量 Static Loading Inertia

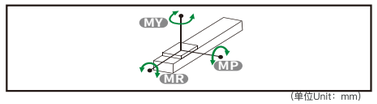

(单位Unit：mm)

MY	551
MP	552
MR	485

*力矩表所表示的数据，代表重心。
The torque value in the chart indicate the center of gravity.

*符合型录规范的正常使用下，保证寿命为10000公里。
Operation life is 10,000km when the product is using under the specified conditions.

*总长超过1000mm以上，钢带有变形风险，避免壁挂使用。
The steel stripe cover may deformed when the actuator length is over 1000mm. Horizontal application is recommend.

*倒吊使用无法套用标准规范，如有需求请洽询我司业务。
Data information is not for ceiling-mount inverse use.Contact us for the details if you want to apply ceiling-mount inverse usage.

容许负载力矩表 Allowable load moment

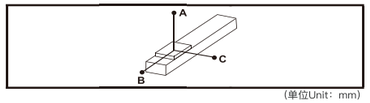

(单位Unit：mm)

水平安装 Horizontal Installation	A	B	C
10 kg	1794	688	538
20 kg	858	324	253
25 kg	670	251	197

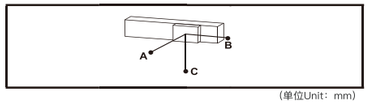

(单位Unit：mm)

墙面安装 Wall Installation	A	B	C
15 kg	348	446	1170
18 kg	285	365	961
25 kg	197	251	670

产品参数 Product Parameter

规格 Spec	位置重复精度	Repeatability (mm)	±0.04
	导程	Lead (mm)	40
	最高速度	Maximum Speed(mm/s)	2000
	最大负载 Maximum Payload	水平 Horizontal(kg)	25
		垂直 Vertical(kg)	--
	额定推力	Rated Thrust (N)	100
	标准行程	Storke Range (mm)	50...3050/50行程递增
部件 Parts	马达容量	Motor Output (W)	200W
	皮带宽度	Belt Width (mm)	22
	滑轨规格	Sliding rail Specification	W15×H12.5
	原点感应器 Home Sensor	外挂 Outside	SY-303NA-W(NPN)

DCB14 单轴 /1-axis
▶无尘室 ▶皮带驱动

DCB-14-L 马达左折安装 Motor Left Side Installation

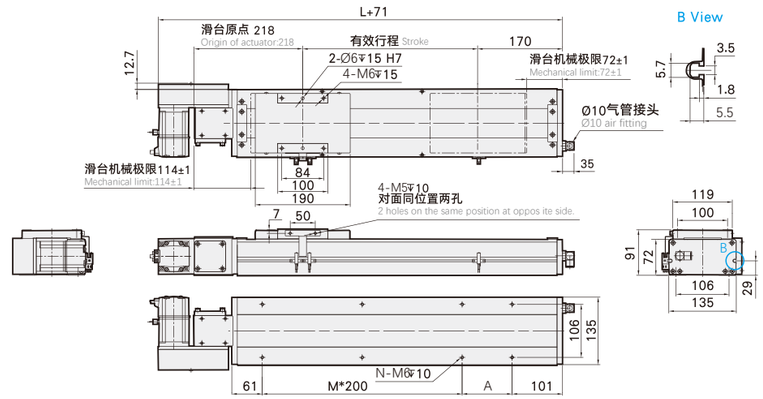

有效行程 Stroke	50	100	150	200	250	300	350	400	450	500	550	600	650	700	750	800	850	900	950	1000	1050	1100	1150	1200	1250	1300	1350	1400	1450	1500	1550
L	438	488	538	588	638	688	738	788	838	888	938	988	1038	1088	1138	1188	1238	1288	1338	1388	1438	1488	1538	1588	1638	1688	1738	1788	1838	1888	1938
A	200	50	100	150	200	50	100	150	200	50	100	150	200	50	100	150	200	50	100	150	200	50	100	150	200	50	100	150	200	50	100
M	0	1	1	1	1	2	2	2	2	3	3	3	3	4	4	4	4	5	5	5	5	6	6	6	6	7	7	7	7	8	8
N	4	6	6	6	6	8	8	8	8	10	10	10	10	12	12	12	12	14	14	14	14	16	16	16	16	18	18	18	18	20	20
重量 Weight(KG)	11.2	11.6	12	12.5	13	13.5	14	14.4	15	15.4	16	16.4	16.9	17.4	17.9	18.4	18.9	19.4	19.9	20.3	20.9	21.5	22.1	22.7	23.3	23.9	24.5	25.1	25.7	26.3	26.9

有效行程 Stroke	1600	1650	1700	1750	1800	1850	1900	1950	2000	2050	2100	2150	2200	2250	2300	2350	2400	2450	2500	2550	2600	2650	2700	2750	2800	2850	2900	2950	3000	3050
L	1988	2038	2088	2138	2188	2238	2288	2338	2388	2438	2488	2538	2588	2638	2688	2738	2788	2838	2888	2938	2988	3038	3088	3138	3188	3238	3288	3338	3388	3438
A	150	200	50	100	150	200	50	100	150	200	50	100	150	200	50	100	150	200	50	100	150	200	50	100	150	200	50	100	150	200
M	8	8	9	9	9	9	10	10	10	10	11	11	11	11	12	12	12	12	13	13	13	13	14	14	14	14	15	15	15	15
N	20	20	22	22	22	22	24	24	24	24	26	26	26	26	28	28	28	28	30	30	30	30	32	32	32	32	34	34	34	34
重量 Weight(KG)	27.5	28.1	28.7	29.3	29.9	30.5	31.1	31.7	32.3	32.9	33.5	34.1	34.7	35.3	35.9	36.5	37.1	37.7	38.3	38.9	39.5	40.1	40.7	41.3	41.9	42.5	43.1	43.7	44.3	44.9

DCB-14-R 马达右折安装 Motor Right Side Installation

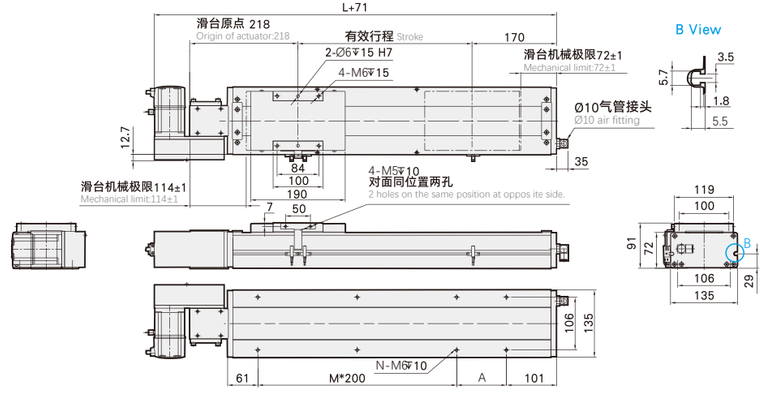

有效行程 Stroke	50	100	150	200	250	300	350	400	450	500	550	600	650	700	750	800	850	900	950	1000	1050	1100	1150	1200	1250	1300	1350	1400	1450	1500	1550
L	438	488	538	588	638	688	738	788	838	888	938	988	1038	1088	1138	1188	1238	1288	1338	1388	1438	1488	1538	1588	1638	1688	1738	1788	1838	1888	1938
A	200	50	100	150	200	50	100	150	200	50	100	150	200	50	100	150	200	50	100	150	200	50	100	150	200	50	100	150	200	50	100
M	0	1	1	1	1	2	2	2	2	3	3	3	3	4	4	4	4	5	5	5	5	6	6	6	6	7	7	7	7	8	8
N	4	6	6	6	6	8	8	8	8	10	10	10	10	12	12	12	12	14	14	14	14	16	16	16	16	18	18	18	18	20	20
重量 Weight(KG)	11.2	11.6	12	12.5	13	13.5	14	14.4	15	15.4	16	16.4	16.9	17.4	17.9	18.4	18.9	19.4	19.9	20.3	20.9	21.5	22.1	22.7	23.3	23.9	24.5	25.1	25.7	26.3	26.9

有效行程 Stroke	1600	1650	1700	1750	1800	1850	1900	1950	2000	2050	2100	2150	2200	2250	2300	2350	2400	2450	2500	2550	2600	2650	2700	2750	2800	2850	2900	2950	3000	3050
L	1988	2038	2088	2138	2188	2238	2288	2338	2388	2438	2488	2538	2588	2638	2688	2738	2788	2838	2888	2938	2988	3038	3088	3138	3188	3238	3288	3338	3388	3438
A	150	200	50	100	150	200	50	100	150	200	50	100	150	200	50	100	150	200	50	100	150	200	50	100	150	200	50	100	150	200
M	8	8	9	9	9	9	10	10	10	10	11	11	11	11	12	12	12	12	13	13	13	13	14	14	14	14	15	15	15	15
N	20	20	22	22	22	22	24	24	24	24	26	26	26	26	28	28	28	28	30	30	30	30	32	32	32	32	34	34	34	34
重量 Weight(KG)	27.5	28.1	28.7	29.3	29.9	30.5	31.1	31.7	32.3	32.9	33.5	34.1	34.7	35.3	35.9	36.5	37.1	37.7	38.3	38.9	39.5	40.1	40.7	41.3	41.9	42.5	43.1	43.7	44.3	44.9

DCB14 单轴 /1-axis

▶无尘室 ▶皮带驱动

DCB-14-LU 马达左上折安装 Motor Left Upper Side Installation

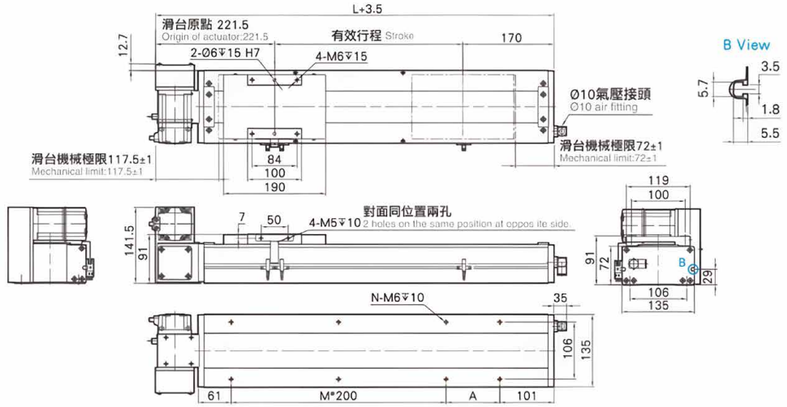

有效行程 Stroke	50	100	150	200	250	300	350	400	450	500	550	600	650	700	750	800	850	900	950	1000	1050	1100	1150	1200	1250	1300	1350	1400	1450	1500	1550
L	438	488	538	588	638	688	738	788	838	888	938	988	1038	1088	1138	1188	1238	1288	1338	1388	1438	1488	1538	1588	1638	1688	1738	1788	1838	1888	1938
A	200	50	100	150	200	50	100	150	200	50	100	150	200	50	100	150	200	50	100	150	200	50	100	150	200	50	100	150	200	50	100
M	0	1	1	1	1	2	2	2	2	3	3	3	3	4	4	4	4	5	5	5	5	6	6	6	6	7	7	7	7	8	8
N	4	6	6	6	6	8	8	8	8	10	10	10	10	12	12	12	12	14	14	14	14	16	16	16	16	18	18	18	18	20	20
重量 Weight(Kg)	11.2	11.6	12	12.5	13	13.5	14	14.4	15	15.4	16	16.4	16.9	17.4	17.9	18.4	18.9	19.4	19.9	20.3	20.9	21.5	22.1	22.7	23.3	23.9	24.5	25.1	25.7	26.3	26.9

有效行程 Stroke	1600	1650	1700	1750	1800	1850	1900	1950	2000	2050	2100	2150	2200	2250	2300	2350	2400	2450	2500	2550	2600	2650	2700	2750	2800	2850	2900	2950	3000	3050
L	1988	2038	2088	2138	2188	2238	2288	2338	2388	2438	2488	2538	2588	2638	2688	2738	2788	2838	2888	2938	2988	3038	3088	3138	3188	3238	3288	3338	3388	3438
A	150	200	50	100	150	200	50	100	150	200	50	100	150	200	50	100	150	200	50	100	150	200	50	100	150	200	50	100	150	200
M	8	8	9	9	9	9	10	10	10	10	11	11	11	11	12	12	12	12	12	13	13	13	13	14	14	14	14	15	15	15
N	20	20	22	22	22	22	24	24	24	24	26	26	26	26	28	28	28	28	30	30	30	30	32	32	32	32	34	34	34	34
重量 Weight(Kg)	27.5	28.1	28.7	29.3	29.9	30.5	31.1	31.7	32.3	32.9	33.5	34.1	34.7	35.3	35.9	36.5	37.1	37.7	38.3	38.9	39.5	40.1	40.7	41.3	41.9	42.5	43.1	43.7	44.3	44.9

DCB-14-RU 马达右上折安装 Motor Right Upper Side Installation

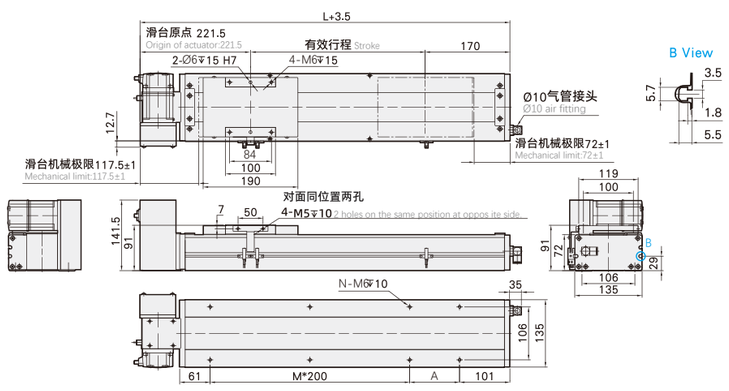

有效行程 Stroke	50	100	150	200	250	300	350	400	450	500	550	600	650	700	750	800	850	900	950	1000	1050	1100	1150	1200	1250	1300	1350	1400	1450	1500	1550
L	438	488	538	588	638	688	738	788	838	888	938	988	1038	1088	1138	1188	1238	1288	1338	1388	1438	1488	1538	1588	1638	1688	1738	1788	1838	1888	1938
A	200	50	100	150	200	50	100	150	200	50	100	150	200	50	100	150	200	50	100	150	200	50	100	150	200	50	100	150	200	50	100
M	0	1	1	1	1	2	2	2	2	3	3	3	3	4	4	4	4	5	5	5	5	6	6	6	6	7	7	7	7	8	8
N	4	6	6	6	6	8	8	8	8	10	10	10	10	12	12	12	12	14	14	14	14	16	16	16	16	18	18	18	18	20	20
重量 Weight(Kg)	11.2	11.6	12	12.5	13	13.5	14	14.4	15	15.4	16	16.4	16.9	17.4	17.9	18.4	18.9	19.4	19.9	20.3	20.9	21.5	22.1	22.7	23.3	23.9	24.5	25.1	25.7	26.3	26.9

有效行程 Stroke	1600	1650	1700	1750	1800	1850	1900	1950	2000	2050	2100	2150	2200	2250	2300	2350	2400	2450	2500	2550	2600	2650	2700	2750	2800	2850	2900	2950	3000	3050
L	1988	2038	2088	2138	2188	2238	2288	2338	2388	2438	2488	2538	2588	2638	2688	2738	2788	2838	2888	2938	2988	3038	3088	3138	3188	3238	3288	3338	3388	3438
A	150	200	50	100	150	200	50	100	150	200	50	100	150	200	50	100	150	200	50	100	150	200	50	100	150	200	50	100	150	200
M	8	8	9	9	9	9	10	10	10	10	11	11	11	11	12	12	12	12	12	13	13	13	13	14	14	14	14	15	15	15
N	20	20	22	22	22	22	24	24	24	24	26	26	26	26	28	28	28	28	30	30	30	30	32	32	32	32	34	34	34	34
重量 Weight(Kg)	27.5	28.1	28.7	29.3	29.9	30.5	31.1	31.7	32.3	32.9	33.5	34.1	34.7	35.3	35.9	36.5	37.1	37.7	38.3	38.9	39.5	40.1	40.7	41.3	41.9	42.5	43.1	43.7	44.3	44.9

DCB14 单轴 /1-axis

▶无尘室 ▶皮带驱动

DCB-14-LD 马达左下折安装 Motor Left Lower Side Installation

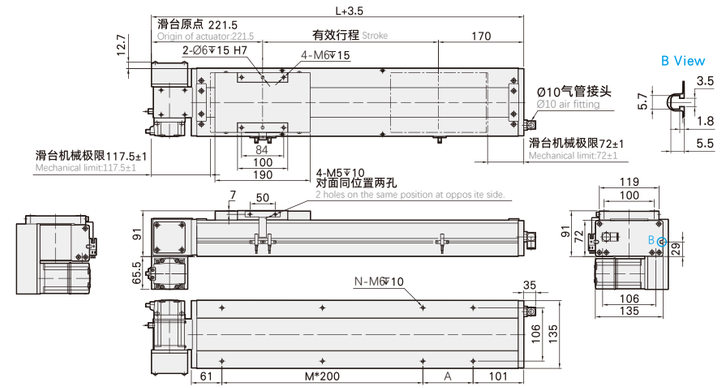

有效行程 Stroke	50	100	150	200	250	300	350	400	450	500	550	600	650	700	750	800	850	900	950	1000	1050	1100	1150	1200	1250	1300	1350	1400	1450	1500	1550
L	438	488	538	588	638	688	738	788	838	888	938	988	1038	1088	1138	1188	1238	1288	1338	1388	1438	1488	1538	1588	1638	1688	1738	1788	1838	1888	1938
A	200	50	100	150	200	50	100	150	200	50	100	150	200	50	100	150	200	50	100	150	200	50	100	150	200	50	100	150	200	50	100
M	0	1	1	1	1	2	2	2	2	3	3	3	3	4	4	4	4	5	5	5	5	6	6	6	6	7	7	7	7	8	8
N	4	6	6	6	6	8	8	8	8	10	10	10	10	12	12	12	12	14	14	14	14	16	16	16	16	18	18	18	18	20	20
重量 Weight(Kg)	11.2	11.6	12	12.5	13	13.5	14	14.4	15	15.4	16	16.4	16.9	17.4	17.9	18.4	18.9	19.4	19.9	20.3	20.9	21.5	22.1	22.7	23.3	23.9	24.5	25.1	25.7	26.3	26.9

有效行程 Stroke	1600	1650	1700	1750	1800	1850	1900	1950	2000	2050	2100	2150	2200	2250	2300	2350	2400	2450	2500	2550	2600	2650	2700	2750	2800	2850	2900	2950	3000	3050
L	1988	2038	2088	2138	2188	2238	2288	2338	2388	2438	2488	2538	2588	2638	2688	2738	2788	2838	2888	2938	2988	3038	3088	3138	3188	3238	3288	3338	3388	3438
A	150	200	50	100	150	200	50	100	150	200	50	100	150	200	50	100	150	200	50	100	150	200	50	100	150	200	50	100	150	200
M	8	8	9	9	9	9	10	10	10	10	11	11	11	11	12	12	12	12	12	13	13	13	13	14	14	14	14	15	15	15
N	20	20	22	22	22	22	24	24	24	24	26	26	26	26	28	28	28	28	30	30	30	30	32	32	32	32	34	34	34	34
重量 Weight(Kg)	27.5	28.1	28.7	29.3	29.9	30.5	31.1	31.7	32.3	32.9	33.5	34.1	34.7	35.3	35.9	36.5	37.1	37.7	38.3	38.9	39.5	40.1	40.7	41.3	41.9	42.5	43.1	43.7	44.3	44.9

DCB-14-RD 马达右下折安装 Motor Left Lower Side Installation

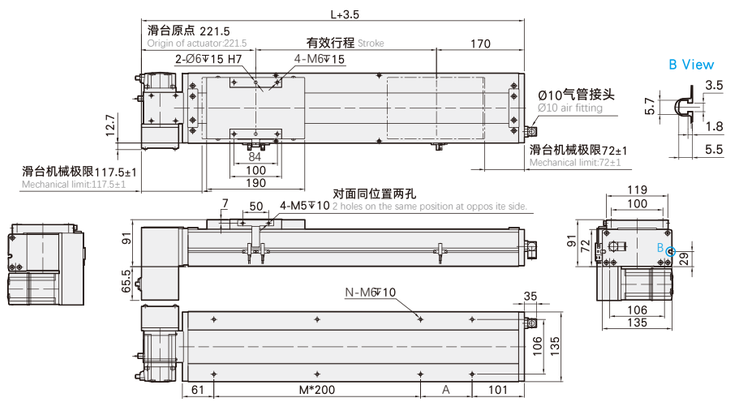

有效行程 Stroke	50	100	150	200	250	300	350	400	450	500	550	600	650	700	750	800	850	900	950	1000	1050	1100	1150	1200	1250	1300	1350	1400	1450	1500	1550
L	438	488	538	588	638	688	738	788	838	888	938	988	1038	1088	1138	1188	1238	1288	1338	1388	1438	1488	1538	1588	1638	1688	1738	1788	1838	1888	1938
A	200	50	100	150	200	50	100	150	200	50	100	150	200	50	100	150	200	50	100	150	200	50	100	150	200	50	100	150	200	50	100
M	0	1	1	1	1	2	2	2	2	3	3	3	3	4	4	4	4	5	5	5	5	6	6	6	6	7	7	7	7	8	8
N	4	6	6	6	6	8	8	8	8	10	10	10	10	12	12	12	12	14	14	14	14	16	16	16	16	18	18	18	18	20	20
重量 Weight(Kg)	11.2	11.6	12	12.5	13	13.5	14	14.4	15	15.4	16	16.4	16.9	17.4	17.9	18.4	18.9	19.4	19.9	20.3	20.9	21.5	22.1	22.7	23.3	23.9	24.5	25.1	25.7	26.3	26.9

有效行程 Stroke	1600	1650	1700	1750	1800	1850	1900	1950	2000	2050	2100	2150	2200	2250	2300	2350	2400	2450	2500	2550	2600	2650	2700	2750	2800	2850	2900	2950	3000	3050
L	1988	2038	2088	2138	2188	2238	2288	2338	2388	2438	2488	2538	2588	2638	2688	2738	2788	2838	2888	2938	2988	3038	3088	3138	3188	3238	3288	3338	3388	3438
A	150	200	50	100	150	200	50	100	150	200	50	100	150	200	50	100	150	200	50	100	150	200	50	100	150	200	50	100	150	200
M	8	8	9	9	9	9	10	10	10	10	11	11	11	11	12	12	12	12	12	13	13	13	13	14	14	14	14	15	15	15
N	20	20	22	22	22	22	24	24	24	24	26	26	26	26	28	28	28	28	30	30	30	30	32	32	32	32	34	34	34	34
重量 Weight(Kg)	27.5	28.1	28.7	29.3	29.9	30.5	31.1	31.7	32.3	32.9	33.5	34.1	34.7	35.3	35.9	36.5	37.1	37.7	38.3	38.9	39.5	40.1	40.7	41.3	41.9	42.5	43.1	43.7	44.3	44.9

DCB17 单轴 /1-axis

▶无尘室 ▶皮带驱动

型号表现方式 Ordering Method

DCB17 - L 40 - 50 - L - M40 - C 4 - 0001

- **本机型号** Model
- **皮带型式** Belt Type
- **导程** Lead
- **马达位置** Motor Position
- **行程** Stroke
- **马达品牌** Motor Brand
- **原点感应器** Home Sensor
- **端点极限感应器** Limit Sensor
- **特注样式** Customization Order No.

皮带型式 Belt Type

L	无尘皮带 Clean belt

导程 Lead

40	40mm

行程 Stroke

50-4050mm
50间隔 50 mm Pitch

马达位置 Motor Position

L	马达左折 Motor Left Side
LU	马达左上折 Motor Left Upper Side
LD	马达左下折 Motor Left Lower Side
R	马达右折 Motor Right Side
RU	马达右上折 Motor Right Upper Side
RD	马达右下折 Motor Right Lower Side

马达品牌 Motor Brand

M	三菱 Mitsubishi	10	-	B
P	松下 Panasonic	20	-	
Y	安川 Yaskawa	40	400W	
T	台达 Delta	75	-	
I	汇川 Inovanve		-	
H	禾川 Hcfa		-	
Q	其他 Other		-	

原点感应器 Home Sensor

	外挂型 Out Side
C	马达侧 Motor Side
D	反马达侧 Opposite Motor Side
	无 SENSOR No Sensor
E	无 SENSOR No Sensor

端点极限感应器 Limit Sensor

	外挂型 Out Side
3	1只 1Pc
4	2只 2Pc
	无 SENSOR No Sensor
5	无 SENSOR No Sensor

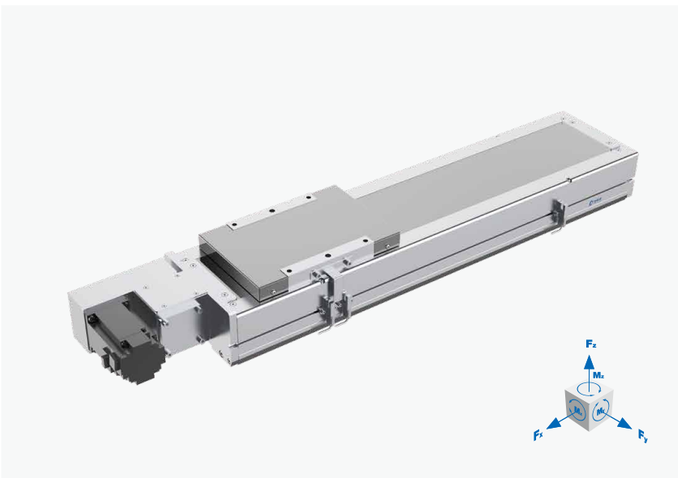

静态容许负载惯量 Static Loading Inertia

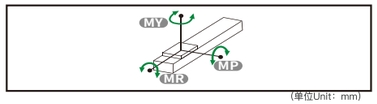

(单位Unit：mm)

MY	1032
MP	1034
MR	908

*力矩表所表示的数据，代表重心。
The torque value in the chart indicate the center of gravity.
*符合型录规范的正常使用下，保证寿命为10000公里。
Operation life is 10,000km when the product is using under the specified conditions.
*总长超过1000mm以上，钢带有变形风险，避免壁挂使用。
The steel stripe cover may deformed when the actuator length is over 1000mm. Horizontal application is recommend.
*倒吊使用无法套用标准规范，如有需求请洽询我司业务。
Data information is not for ceiling-mount inverse use.Contact us for the details if you want to apply ceiling-mount inverse usage.

容许负载力矩表 Allowable load moment

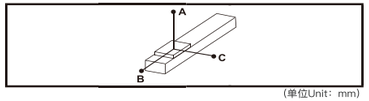

(单位Unit：mm)

水平安装 Horizontal Installation	A	B	C
10 kg	2942	1133	1033
20 kg	1430	547	498
30 kg	926	350	320
40 kg	588	219	201

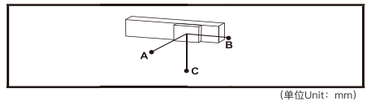

(单位Unit：mm)

墙面安装 Wall Installation	A	B	C
15 kg	676	742	1933
25 kg	390	428	1127
35 kg	269	294	781
45 kg	201	219	588

产品参数 Product Parameter

规格 Spec	位置重复精度	Repeatability (mm)	±0.04
	导程	Lead (mm)	40
	最高速度	Maximum Speed(mm/s)	2000
	最大负载 Maximum Payload	水平 Horizontal(kg)	45
		垂直 Vertical(kg)	--
	额定推力	Rated Thrust (N)	204
	标准行程	Storke Range (mm)	50...4050/50行程递增
部件 Parts	马达容量	Motor Output (W)	400W
	皮带宽度	Belt Width (mm)	30
	滑轨规格	Sliding rail Specification	W20×H15
	原点感应器 Home Sensor	外挂 Outside	SY-303NA-W(NPN)

DCB17 单轴 /1-axis
▶无尘室 ▶皮带驱动

DCB-17-L 马达左折安装 Motor Left Side Installation

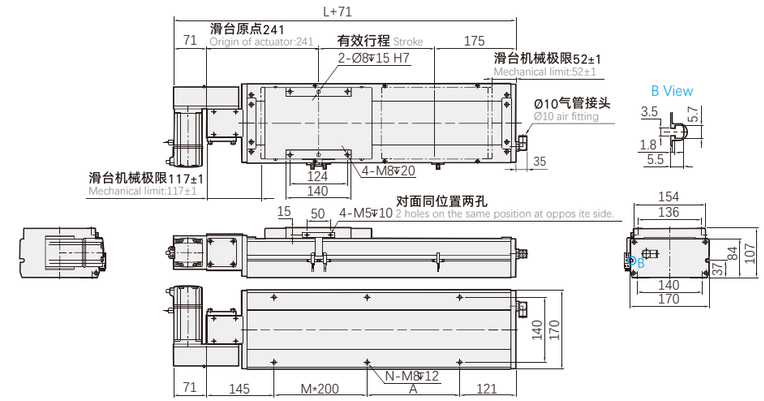

有效行程 Stroke	50	100	150	200	250	300	350	400	450	500	550	600	650	700	750	800	850	900	950	1000	1050	1100	1150	1200	1250	1300	1350	1400	1450	1500	1550
L	466	516	566	616	666	716	766	816	866	916	966	1016	1066	1116	1166	1216	1266	1316	1366	1416	1466	1516	1566	1616	1666	1716	1766	1816	1866	1916	1966
A	200	50	100	150	200	50	100	150	200	50	100	150	200	50	100	150	200	50	100	150	200	50	100	150	200	50	100	150	200	50	100
M	0	1	1	1	1	2	2	2	2	3	3	3	3	4	4	4	4	5	5	5	5	6	6	6	6	7	7	7	7	8	8
N	4	6	6	6	6	8	8	8	8	10	10	10	10	12	12	12	12	14	14	14	14	16	16	16	16	18	18	18	18	20	20
重量 Weight(Kg)	13.2	15	16.8	17.6	18.4	19.1	19.9	20.7	21.5	22.2	23	23.8	24.6	25.3	26.1	26.9	27.7	28.4	29.2	30	30.8	31.6	32.4	33.2	34	34.8	35.6	36.4	37.2	38	38.8

有效行程 Stroke	1600	1650	1700	1750	1800	1850	1900	1950	2000	2050	2100	2150	2200	2250	2300	2350	2400	2450	2500	2550	2600	2650	2700	2750	2800	2850	2900	2950	3000	3050
L	2016	2066	2116	2166	2216	2266	2316	2366	2416	2466	2516	2566	2616	2666	2716	2766	2816	2866	2916	2966	3016	3066	3116	3166	3216	3266	3316	3366	3416	3466
A	150	200	50	100	150	200	50	100	150	200	50	100	150	200	50	100	150	200	50	100	150	200	50	100	150	200	50	100	150	200
M	8	8	9	9	9	9	10	10	10	10	11	11	11	11	12	12	12	12	13	13	13	13	14	14	14	14	15	15	15	15
N	20	20	22	22	22	22	24	24	24	24	26	26	26	26	28	28	28	28	30	30	30	30	32	32	32	32	34	34	34	34
重量 Weight(Kg)	39.6	40.4	41.2	42	42.8	43.6	44.4	45.2	46	46.8	47.6	48.4	49.2	50	50.8	51.6	52.4	53.2	54	54.8	55.6	56.4	57.2	58	58.8	59.6	60.4	61.2	62	62.8

DCB-17-R 马达右折安装 Motor Right Side Installation

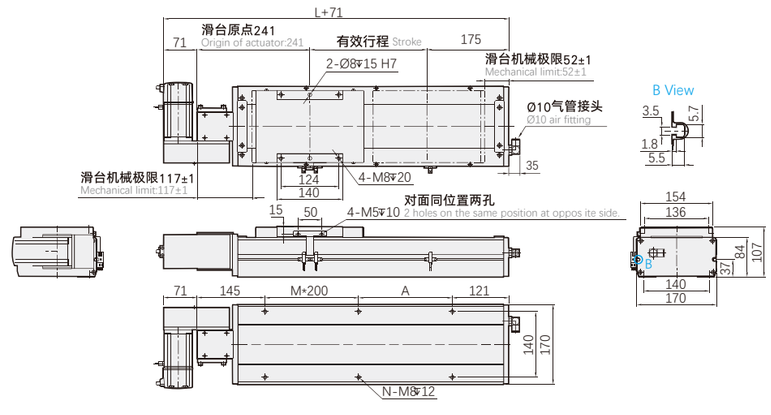

有效行程 Stroke	50	100	150	200	250	300	350	400	450	500	550	600	650	700	750	800	850	900	950	1000	1050	1100	1150	1200	1250	1300	1350	1400	1450	1500	1550
L	466	516	566	616	666	716	766	816	866	916	966	1016	1066	1116	1166	1216	1266	1316	1366	1416	1466	1516	1566	1616	1666	1716	1766	1816	1866	1916	1966
A	200	50	100	150	200	50	100	150	200	50	100	150	200	50	100	150	200	50	100	150	200	50	100	150	200	50	100	150	200	50	100
M	0	1	1	1	1	2	2	2	2	3	3	3	3	4	4	4	4	5	5	5	5	6	6	6	6	7	7	7	7	8	8
N	4	6	6	6	6	8	8	8	8	10	10	10	10	12	12	12	12	14	14	14	14	16	16	16	16	18	18	18	18	20	20
重量 Weight(Kg)	13.2	15	16.8	17.6	18.4	19.1	19.9	20.7	21.5	22.2	23	23.8	24.6	25.3	26.1	26.9	27.7	28.4	29.2	30	30.8	31.6	32.4	33.2	34	34.8	35.6	36.4	37.2	38	38.8

有效行程 Stroke	1600	1650	1700	1750	1800	1850	1900	1950	2000	2050	2100	2150	2200	2250	2300	2350	2400	2450	2500	2550	2600	2650	2700	2750	2800	2850	2900	2950	3000	3050
L	2016	2066	2116	2166	2216	2266	2316	2366	2416	2466	2516	2566	2616	2666	2716	2766	2816	2866	2916	2966	3016	3066	3116	3166	3216	3266	3316	3366	3416	3466
A	150	200	50	100	150	200	50	100	150	200	50	100	150	200	50	100	150	200	50	100	150	200	50	100	150	200	50	100	150	200
M	8	8	9	9	9	9	10	10	10	10	11	11	11	11	12	12	12	12	13	13	13	13	14	14	14	14	15	15	15	15
N	20	20	22	22	22	22	24	24	24	24	26	26	26	26	28	28	28	28	30	30	30	30	32	32	32	32	34	34	34	34
重量 Weight(Kg)	39.6	40.4	41.2	42	42.8	43.6	44.4	45.2	46	46.8	47.6	48.4	49.2	50	50.8	51.6	52.4	53.2	54	54.8	55.6	56.4	57.2	58	58.8	59.6	60.4	61.2	62	62.8

DCB17 单轴 /1-axis

▶无尘室 ▶皮带驱动

DCB-17-LU 马达左上折安装 Motor Left Upper Side Installation

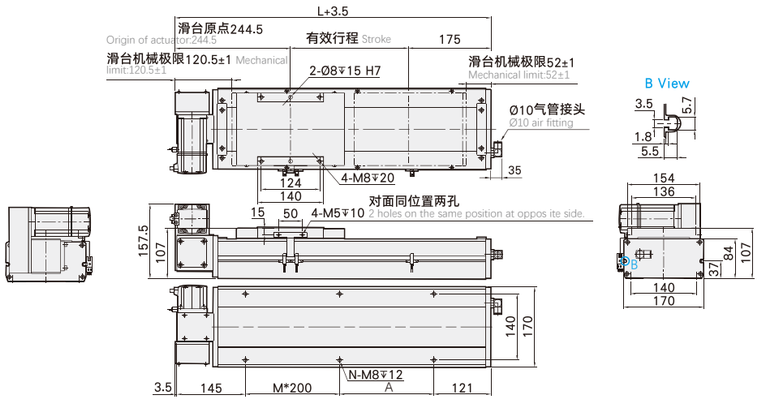

有效行程 Stroke	50	100	150	200	250	300	350	400	450	500	550	600	650	700	750	800	850	900	950	1000	1050	1100	1150	1200	1250	1300	1350	1400	1450	1500	1550
L	466	516	566	616	666	716	766	816	866	916	966	1016	1066	1116	1166	1216	1266	1316	1366	1416	1466	1516	1566	1616	1666	1716	1766	1816	1866	1916	1966
A	200	50	100	150	200	50	100	150	200	50	100	150	200	50	100	150	200	50	100	150	200	50	100	150	200	50	100	150	200	50	100
M	0	1	1	1	1	2	2	2	2	3	3	3	3	4	4	4	4	5	5	5	5	6	6	6	6	7	7	7	7	8	8
N	4	6	6	6	6	8	8	8	8	10	10	10	10	12	12	12	12	14	14	14	14	16	16	16	16	18	18	18	18	20	20
重量 Weight(KG)	13.2	15	16.8	17.6	18.4	19.1	19.9	20.7	21.5	22.2	23	23.8	24.6	25.3	26.1	26.9	27.7	28.4	29.2	30	30.8	31.6	32.4	33.2	34	34.8	35.6	36.4	37.2	38	38.8

有效行程 Stroke	1600	1650	1700	1750	1800	1850	1900	1950	2000	2050	2100	2150	2200	2250	2300	2350	2400	2450	2500	2550	2600	2650	2700	2750	2800	2850	2900	2950	3000	3050
L	2016	2066	2116	2166	2216	2266	2316	2366	2416	2466	2516	2566	2616	2666	2716	2766	2816	2866	2916	2966	3016	3066	3116	3166	3216	3266	3316	3366	3416	3466
A	150	200	50	100	150	200	50	100	150	200	50	100	150	200	50	100	150	200	50	100	150	200	50	100	150	200	50	100	150	200
M	8	8	9	9	9	9	10	10	10	10	11	11	11	11	12	12	12	12	13	13	13	13	14	14	14	14	15	15	15	15
N	20	20	22	22	22	22	24	24	24	24	26	26	26	26	28	28	28	28	30	30	30	30	32	32	32	32	34	34	34	34
重量 Weight(KG)	39.6	40.4	41.2	42	42.8	43.6	44.4	45.2	46	46.8	47.6	48.4	49.2	50	50.8	51.6	52.4	53.2	54	54.8	55.6	56.4	57.2	58	58.8	59.6	60.4	61.2	62	62.8

DCB-17-RU 马达右上折安装 Motor Right Upper Side Installation

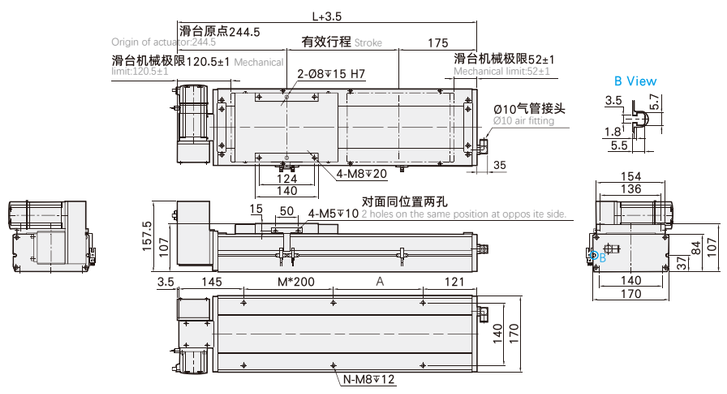

有效行程 Stroke	50	100	150	200	250	300	350	400	450	500	550	600	650	700	750	800	850	900	950	1000	1050	1100	1150	1200	1250	1300	1350	1400	1450	1500	1550
L	466	516	566	616	666	716	766	816	866	916	966	1016	1066	1116	1166	1216	1266	1316	1366	1416	1466	1516	1566	1616	1666	1716	1766	1816	1866	1916	1966
A	200	50	100	150	200	50	100	150	200	50	100	150	200	50	100	150	200	50	100	150	200	50	100	150	200	50	100	150	200	50	100
M	0	1	1	1	1	2	2	2	2	3	3	3	3	4	4	4	4	5	5	5	5	6	6	6	6	7	7	7	7	8	8
N	4	6	6	6	6	8	8	8	8	10	10	10	10	12	12	12	12	14	14	14	14	16	16	16	16	18	18	18	18	20	20
重量 Weight(KG)	13.2	15	16.8	17.6	18.4	19.1	19.9	20.7	21.5	22.2	23	23.8	24.6	25.3	26.1	26.9	27.7	28.4	29.2	30	30.8	31.6	32.4	33.2	34	34.8	35.6	36.4	37.2	38	38.8

有效行程 Stroke	1600	1650	1700	1750	1800	1850	1900	1950	2000	2050	2100	2150	2200	2250	2300	2350	2400	2450	2500	2550	2600	2650	2700	2750	2800	2850	2900	2950	3000	3050
L	2016	2066	2116	2166	2216	2266	2316	2366	2416	2466	2516	2566	2616	2666	2716	2766	2816	2866	2916	2966	3016	3066	3116	3166	3216	3266	3316	3366	3416	3466
A	150	200	50	100	150	200	50	100	150	200	50	100	150	200	50	100	150	200	50	100	150	200	50	100	150	200	50	100	150	200
M	8	8	9	9	9	9	10	10	10	10	11	11	11	11	12	12	12	12	13	13	13	13	14	14	14	14	15	15	15	15
N	20	20	22	22	22	22	24	24	24	24	26	26	26	26	28	28	28	28	30	30	30	30	32	32	32	32	34	34	34	34
重量 Weight(KG)	39.6	40.4	41.2	42	42.8	43.6	44.4	45.2	46	46.8	47.6	48.4	49.2	50	50.8	51.6	52.4	53.2	54	54.8	55.6	56.4	57.2	58	58.8	59.6	60.4	61.2	62	62.8

DCB17 单轴 /1-axis
▶无尘室 ▶皮带驱动

DCB-17-LD 马达左下折安装 Motor Left Lower Side Installation

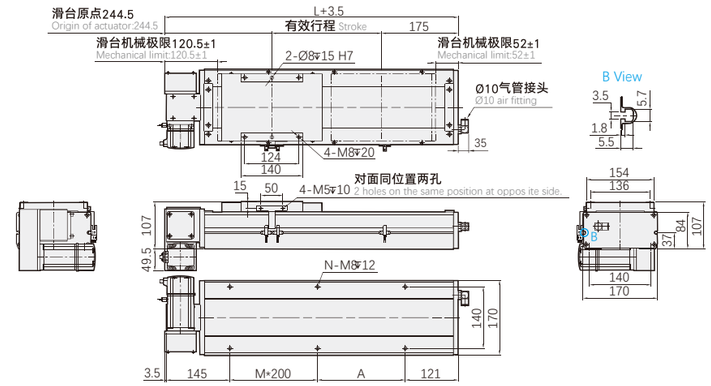

有效行程 Stroke	50	100	150	200	250	300	350	400	450	500	550	600	650	700	750	800	850	900	950	1000	1050	1100	1150	1200	1250	1300	1350	1400	1450	1500	1550
L	466	516	566	616	666	716	766	816	866	916	966	1016	1066	1116	1166	1216	1266	1316	1366	1416	1466	1516	1566	1616	1666	1716	1766	1816	1866	1916	1966
A	200	50	100	150	200	50	100	150	200	50	100	150	200	50	100	150	200	50	100	150	200	50	100	150	200	50	100	150	200	50	100
M	0	1	1	1	1	2	2	2	2	3	3	3	3	4	4	4	4	5	5	5	5	6	6	6	6	7	7	7	7	8	8
N	4	6	6	6	6	8	8	8	8	10	10	10	10	12	12	12	12	14	14	14	14	16	16	16	16	18	18	18	18	20	20
重量 Weight(KG)	13.2	15	16.8	17.6	18.4	19.1	19.9	20.7	21.5	22.2	23	23.8	24.6	25.3	26.1	26.9	27.7	28.4	29.2	30	30.8	31.6	32.4	33.2	34	34.8	35.6	36.4	37.2	38	38.8

有效行程 Stroke	1600	1650	1700	1750	1800	1850	1900	1950	2000	2050	2100	2150	2200	2250	2300	2350	2400	2450	2500	2550	2600	2650	2700	2750	2800	2850	2900	2950	3000	3050
L	2016	2066	2116	2166	2216	2266	2316	2366	2416	2466	2516	2566	2616	2666	2716	2766	2816	2866	2916	2966	3016	3066	3116	3166	3216	3266	3316	3366	3416	3466
A	150	200	50	100	150	200	50	100	150	200	50	100	150	200	50	100	150	200	50	100	150	200	50	100	150	200	50	100	150	200
M	8	8	9	9	9	9	10	10	10	10	11	11	11	11	12	12	12	12	13	13	13	13	14	14	14	14	15	15	15	15
N	20	20	22	22	22	22	24	24	24	24	26	26	26	26	28	28	28	28	30	30	30	30	32	32	32	32	34	34	34	34
重量 Weight(KG)	39.6	40.4	41.2	42	42.8	43.6	44.4	45.2	46	46.8	47.6	48.4	49.2	50	50.8	51.6	52.4	53.2	54	54.8	55.6	56.4	57.2	58	58.8	59.6	60.4	61.2	62	62.8

DCB-17-RD 马达右下折安装 Motor Left Lower Side Installation

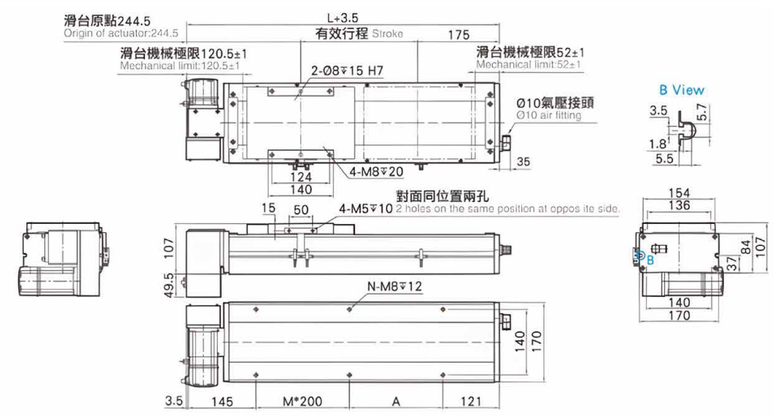

有效行程 Stroke	50	100	150	200	250	300	350	400	450	500	550	600	650	700	750	800	850	900	950	1000	1050	1100	1150	1200	1250	1300	1350	1400	1450	1500	1550
L	466	516	566	616	666	716	766	816	866	916	966	1016	1066	1116	1166	1216	1266	1316	1366	1416	1466	1516	1566	1616	1666	1716	1766	1816	1866	1916	1966
A	200	50	100	150	200	50	100	150	200	50	100	150	200	50	100	150	200	50	100	150	200	50	100	150	200	50	100	150	200	50	100
M		1	1	1	1	2	2	2	2	3	3	3	3	4	4	4	4	5	5	5	5	6	6	6	6	7	7	7	7	8	8
N	4	6	6	6	6	8	8	8	8	10	10	10	10	12	12	12	12	14	14	14	14	16	16	16	16	18	18	18	18	20	20
重量 Weight(KG)	13.2	15	16.8	17.6	18.4	19.1	19.9	20.7	21.5	22.2	23	23.8	24.6	25.3	26.1	26.9	27.7	28.4	29.2	30	30.8	31.6	32.4	33.2	34	34.8	35.6	36.4	37.2	38	38.8

有效行程 Stroke	1600	1650	1700	1750	1800	1850	1900	1950	2000	2050	2100	2150	2200	2250	2300	2350	2400	2450	2500	2550	2600	2650	2700	2750	2800	2850	2900	2950	3000	3050
L	2016	2066	2116	2166	2216	2266	2316	2366	2416	2466	2516	2566	2616	2666	2716	2766	2816	2866	2916	2966	3016	3066	3116	3166	3216	3266	3316	3366	3416	3466
A	150	200	50	100	150	200	50	100	150	200	50	100	150	200	50	100	150	200	50	100	150	200	50	100	150	200	50	100	150	200
M	8	8	9	9	9	9	10	10	10	10	11	11	11	11	12	12	12	12	13	13	13	13	14	14	14	14	15	15	15	15
N	20	20	22	22	22	22	24	24	24	24	26	26	26	26	28	28	28	28	30	30	30	30	32	32	32	32	34	34	34	34
重量 Weight(KG)	39.6	40.4	41.2	42	42.8	43.6	44.4	45.2	46	46.8	47.6	48.4	49.2	50	50.8	51.6	52.4	53.2	54	54.8	55.6	56.4	57.2	58	58.8	59.6	60.4	61.2	62	62.8

DCB22 单轴 /1-axis

▶无尘室 ▶皮带驱动

型号表现方式 Ordering Method

DCB22 - L 40 - 50 - L - M75 - C 4 - 0001

- **本机型号** Model
- **皮带型式** Belt Type
  - L 无尘皮带 Clean belt
- **导程** Lead
  - 40 40mm
- **行程** Stroke
  - 50-3500mm
  - 50间隔 50 mm Pitch
- **马达位置** Motor Position

L	马达左折 Motor Left Side
LU	马达左上折 Motor Left Upper Side
LD	马达左下折 Motor Left Lower Side
R	马达右折 Motor Right Side
RU	马达右上折 Motor Right Upper Side
RD	马达右下折 Motor Right Lower Side

- **马达品牌** Motor Brand

M	三菱 Mitsubishi	10	-	B
P	松下 Panasonic	20	-	
Y	安川 Yaskawa	40	-	
T	台达 Delta	75	750W	
I	汇川 Inovanve		-	
H	禾川 Hcfa		-	
Q	其他 Other		-	

- **原点感应器** Home Sensor

外挂型 Out Side	
C	马达侧 Motor Side
D	反马达侧 Opposite Motor Side
无 SENSOR No Sensor	
E	无 SENSOR No Sensor

- **端点极限感应器** Limit Sensor

外挂型 Out Side	
3	1只 1Pc
4	2只 2Pc
无 SENSOR No Sensor	
5	无 SENSOR No Sensor

- **特注样式** Customization Order No.



静态容许负载惯量 Static Loading Inertia

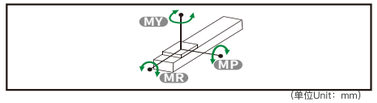

(单位Unit：mm)

MY	2052
MP	2052
MR	1810

*力矩表所表示的数据，代表重心。
The torque value in the chart indicate the center of gravity.

*符合型录规范的正常使用下，保证寿命为10000公里。
Operation life is 10,000km when the product is using under the specified conditions.

*总长超过1000mm以上，钢带有变形风险，避免壁挂使用。
The steel stripe cover may deformed when the actuator length is over 1000mm. Horizontal application is recommend.

*倒吊使用无法套用标准规范，如有需求请洽询我司业务。
Data information is not for ceiling-mount inverse use.Contact us for the details if you want to apply ceiling-mount inverse usage.

容许负载力矩表 Allowable load moment

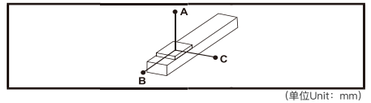

(单位Unit：mm)

水平安装 Horizontal Installation	A	B	C
45 kg	1588	600	349
65 kg	1052	328	285
85 kg	768	281	206

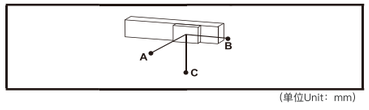

(单位Unit：mm)

墙面安装 Wall Installation	A	B	C
40 kg	500	685	1805
60 kg	315	430	1152
85 kg	206	281	768

产品参数 Product Parameter

规格 Spec	位置重复精度	Repeatability (mm)	±0.04
	导程	Lead (mm)	40
	最高速度	Maximum Speed(mm/s)	2000
	最大负载 Maximum Payload	水平 Horizontal(kg)	85
		垂直 Vertical(kg)	--
	额定推力	Rated Thrust (N)	367
	标准行程	Storke Range (mm)	50...3500/50行程递增
部件 Parts	马达容量	Motor Output (W)	750W
	皮带宽度	Belt Width (mm)	50
	滑轨规格	Sliding rail Specification	W23×H18
	原点感应器 Home Sensor	外挂 Outside	SY-303NA-W(NPN)

DCB22 单轴 /1-axis
▶无尘室 ▶皮带驱动

DCB-22-L 马达左折安装 Motor Left Side Installation

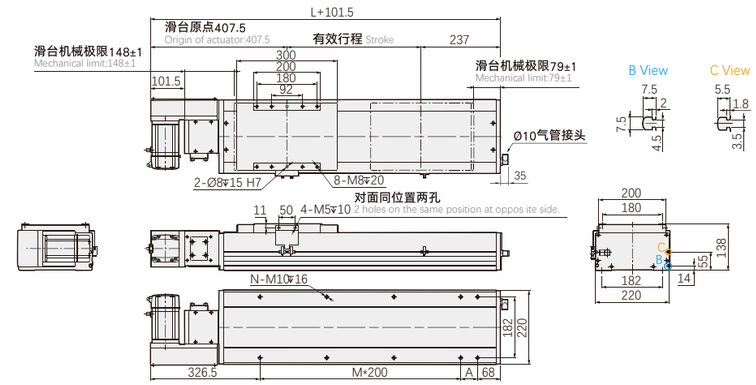

有效行程 Stroke	50	100	150	200	250	300	350	400	450	500	550	600	650	700	750	800	850	900	950	1000	1050	1100	1150	1200	1250	1300	1350	1400	1450	1500	1550	1600	1650	1700
L	593	643	693	743	793	843	893	943	993	1043	1093	1143	1193	1243	1293	1343	1393	1443	1493	1543	1593	1643	1693	1743	1793	1843	1893	1943	1993	2043	2093	2143	2193	2243
A	100	150	200	50	100	150	200	50	100	150	200	50	100	150	200	50	100	150	200	50	100	150	200	50	100	150	200	50	100	150	200	50	100	150
M	1	1	1	2	2	2	2	3	3	3	3	4	4	4	4	5	5	5	5	6	6	6	6	7	7	7	7	8	8	8	8	9	9	9
N	6	6	6	8	8	8	8	10	10	10	10	12	12	12	12	14	14	14	14	16	16	16	16	18	18	18	18	20	20	20	20	22	22	22
重量 Weight(KG)	31.8	33	34.2	35.4	36.6	37.8	39	40.2	41.4	42.6	43.8	45	46.2	47.4	48.6	49.8	51	52.2	53.4	54.6	55.8	57	58.2	59.4	60.6	61.8	63	64.2	65.4	66.6	67.8	69	70.2	71.4

有效行程 Stroke	1750	1800	1850	1900	1950	2000	2050	2100	2150	2200	2250	2300	2350	2400	2450	2500	2550	2600	2650	2700	2750	2800	2850	2900	2950	3000	3050	3100	3150	3200	3250	3300	3350	3400
L	2293	2343	2393	2443	2493	2543	2593	2643	2693	2743	2793	2843	2893	2943	2993	3043	3093	3143	3193	3243	3293	3343	3393	3443	3493	3543	3593	3643	3693	3743	3793	3843	3893	3943
A	200	50	100	150	200	50	100	150	200	50	100	150	200	50	100	150	200	50	100	150	200	50	100	150	200	50	100	150	200	50	100	150	200	50
M	9	10	10	10	10	11	11	11	11	12	12	12	12	13	13	13	13	14	14	14	14	15	15	15	15	16	16	16	16	17	17	17	17	18
N	22	24	24	24	24	26	26	26	26	28	28	28	28	30	30	30	30	32	32	32	32	34	34	34	34	36	36	36	36	38	38	38	38	40
重量 Weight(KG)	72.6	73.8	75	76.2	77.4	78.6	79.8	81	82.2	83.4	84.6	85.8	87	88.2	89.4	90.6	91.8	93	94.2	95.4	96.6	97.8	99	100.2	101.4	102.6	103.8	105	106.2	107.4	108.6	109.8	111	112.2

DCB-22-R 马达右折安装 Motor Right Side Installation

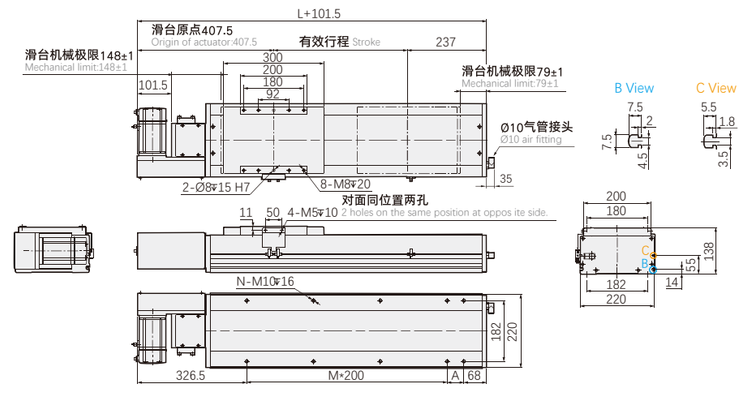

有效行程 Stroke	50	100	150	200	250	300	350	400	450	500	550	600	650	700	750	800	850	900	950	1000	1050	1100	1150	1200	1250	1300	1350	1400	1450	1500	1550	1600	1650	1700
L	593	643	693	743	793	843	893	943	993	1043	1093	1143	1193	1243	1293	1343	1393	1443	1493	1543	1593	1643	1693	1743	1793	1843	1893	1943	1993	2043	2093	2143	2193	2243
A	100	150	200	50	100	150	200	50	100	150	200	50	100	150	200	50	100	150	200	50	100	150	200	50	100	150	200	50	100	150	200	50	100	150
M	1	1	1	2	2	2	2	3	3	3	3	4	4	4	4	5	5	5	5	6	6	6	6	7	7	7	7	8	8	8	8	9	9	9
N	6	6	6	8	8	8	8	10	10	10	10	12	12	12	12	14	14	14	14	16	16	16	16	18	18	18	18	20	20	20	20	22	22	22
重量 Weight(KG)	31.8	33	34.2	35.4	36.6	37.8	39	40.2	41.4	42.6	43.8	45	46.2	47.4	48.6	49.8	51	52.2	53.4	54.6	55.8	57	58.2	59.4	60.6	61.8	63	64.2	65.4	66.6	67.8	69	70.2	71.4

有效行程 Stroke	1750	1800	1850	1900	1950	2000	2050	2100	2150	2200	2250	2300	2350	2400	2450	2500	2550	2600	2650	2700	2750	2800	2850	2900	2950	3000	3050	3100	3150	3200	3250	3300	3350	3400
L	2293	2343	2393	2443	2493	2543	2593	2643	2693	2743	2793	2843	2893	2943	2993	3043	3093	3143	3193	3243	3293	3343	3393	3443	3493	3543	3593	3643	3693	3743	3793	3843	3893	3943
A	200	50	100	150	200	50	100	150	200	50	100	150	200	50	100	150	200	50	100	150	200	50	100	150	200	50	100	150	200	50	100	150	200	50
M	9	10	10	10	10	11	11	11	11	12	12	12	12	13	13	13	13	14	14	14	14	15	15	15	15	16	16	16	16	17	17	17	17	18
N	22	24	24	24	24	26	26	26	26	28	28	28	28	30	30	30	30	32	32	32	32	34	34	34	34	36	36	36	36	38	38	38	38	40
重量 Weight(KG)	72.6	73.8	75	76.2	77.4	78.6	79.8	81	82.2	83.4	84.6	85.8	87	88.2	89.4	90.6	91.8	93	94.2	95.4	96.6	97.8	99	100.2	101.4	102.6	103.8	105	106.2	107.4	108.6	109.8	111	112.2

DCB22 单轴 /1-axis

▶无尘室 ▶皮带驱动

DCB-22-LU 马达左上折安装 Motor Left Upper Side Installation

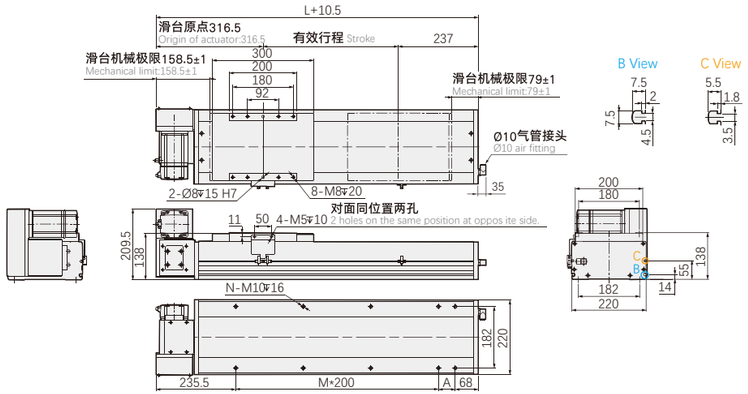

有效行程 Stroke	50	100	150	200	250	300	350	400	450	500	550	600	650	700	750	800	850	900	950	1000	1050	1100	1150	1200	1250	1300	1350	1400	1450	1500	1550	1600	1650	1700
L	593	643	693	743	793	843	893	943	993	1043	1093	1143	1193	1243	1293	1343	1393	1443	1493	1543	1593	1643	1693	1743	1793	1843	1893	1943	1993	2043	2093	2143	2193	2243
A	100	150	200	50	100	150	200	50	100	150	200	50	100	150	200	50	100	150	200	50	100	150	200	50	100	150	200	50	100	150	200	50	100	150
M	1	1	1	2	2	2	2	3	3	3	3	4	4	4	4	5	5	5	5	6	6	6	6	7	7	7	7	8	8	8	8	9	9	9
N	6	6	6	8	8	8	8	10	10	10	10	12	12	12	12	14	14	14	14	16	16	16	16	18	18	18	18	20	20	20	20	22	22	22
重量 Weight(KG)	31.8	33	34.2	35.4	36.6	37.8	39	40.2	41.4	42.6	43.8	45	46.2	47.4	48.6	49.8	51	52.2	53.4	54.6	55.8	57	58.2	59.4	60.6	61.8	63	64.2	65.4	66.6	67.8	69	70.2	71.4

有效行程 Stroke	1750	1800	1850	1900	1950	2000	2050	2100	2150	2200	2250	2300	2350	2400	2450	2500	2550	2600	2650	2700	2750	2800	2850	2900	2950	3000	3050	3100	3150	3200	3250	3300	3350	3400
L	2293	2343	2393	2443	2493	2543	2593	2643	2693	2743	2793	2843	2893	2943	2993	3043	3093	3143	3193	3243	3293	3343	3393	3443	3493	3543	3593	3643	3693	3743	3793	3843	3893	3943
A	200	50	100	150	200	50	100	150	200	50	100	150	200	50	100	150	200	50	100	150	200	50	100	150	200	50	100	150	200	50	100	150	200	50
M	9	10	10	10	10	11	11	11	11	12	12	12	12	13	13	13	13	14	14	14	14	15	15	15	15	16	16	16	16	17	17	17	17	18
N	22	24	24	24	24	26	26	26	26	28	28	28	28	30	30	30	30	32	32	32	32	34	34	34	34	36	36	36	36	38	38	38	38	40
重量 Weight(KG)	726	738	75	762	774	786	798	81	822	834	846	858	87	882	894	906	918	93	942	954	966	978	99	1002	1014	1026	1038	105	1062	1074	1086	1098	111	1122

DCB-22-RU 马达右上折安装 Motor Right Upper Side Installation

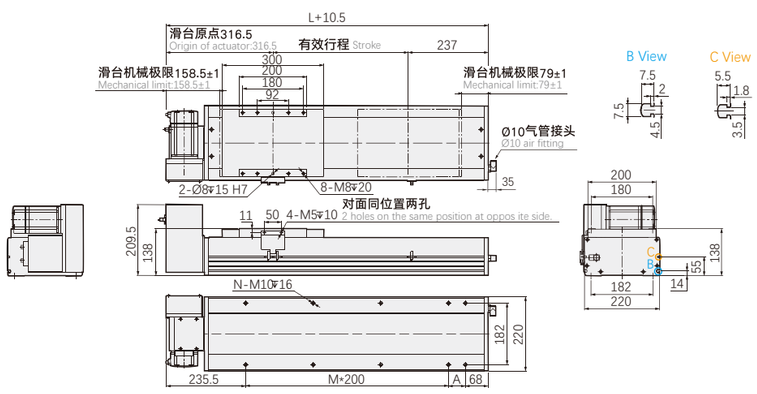

有效行程 Stroke	50	100	150	200	250	300	350	400	450	500	550	600	650	700	750	800	850	900	950	1000	1050	1100	1150	1200	1250	1300	1350	1400	1450	1500	1550	1600	1650	1700
L	593	643	693	743	793	843	893	943	993	1043	1093	1143	1193	1243	1293	1343	1393	1443	1493	1543	1593	1643	1693	1743	1793	1843	1893	1943	1993	2043	2093	2143	2193	2243
A	100	150	200	50	100	150	200	50	100	150	200	50	100	150	200	50	100	150	200	50	100	150	200	50	100	150	200	50	100	150	200	50	100	150
M	1	1	1	2	2	2	2	3	3	3	3	4	4	4	4	5	5	5	5	6	6	6	6	7	7	7	7	8	8	8	8	9	9	9
N	6	6	6	8	8	8	8	10	10	10	10	12	12	12	12	14	14	14	14	16	16	16	16	18	18	18	18	20	20	20	20	22	22	22
重量 Weight(KG)	31.8	33	34.2	35.4	36.6	37.8	39	40.2	41.4	42.6	43.8	45	46.2	47.4	48.6	49.8	51	52.2	53.4	54.6	55.8	57	58.2	59.4	60.6	61.8	63	64.2	65.4	66.6	67.8	69	70.2	71.4

有效行程 Stroke	1750	1800	1850	1900	1950	2000	2050	2100	2150	2200	2250	2300	2350	2400	2450	2500	2550	2600	2650	2700	2750	2800	2850	2900	2950	3000	3050	3100	3150	3200	3250	3300	3350	3400
L	2293	2343	2393	2443	2493	2543	2593	2643	2693	2743	2793	2843	2893	2943	2993	3043	3093	3143	3193	3243	3293	3343	3393	3443	3493	3543	3593	3643	3693	3743	3793	3843	3893	3943
A	200	50	100	150	200	50	100	150	200	50	100	150	200	50	100	150	200	50	100	150	200	50	100	150	200	50	100	150	200	50	100	150	200	50
M	9	10	10	10	10	11	11	11	11	12	12	12	12	13	13	13	13	14	14	14	14	15	15	15	15	16	16	16	16	17	17	17	17	18
N	22	24	24	24	24	26	26	26	26	28	28	28	28	30	30	30	30	32	32	32	32	34	34	34	34	36	36	36	36	38	38	38	38	40
重量 Weight(KG)	726	738	75	762	774	786	798	81	822	834	846	858	87	882	894	906	918	93	942	954	966	978	99	1002	1014	1026	1038	105	1062	1074	1086	1098	111	1122

DWY Series
GDH Series
EDH Series
DCH Series
DTB Series
DCB Series
DHN Series
KKD Series
参考资料 Reference Data

DCB22 单轴 /1-axis

▶无尘室 ▶皮带驱动

DCB-22-LD 马达左下折安装 Motor Left Lower Side Installation

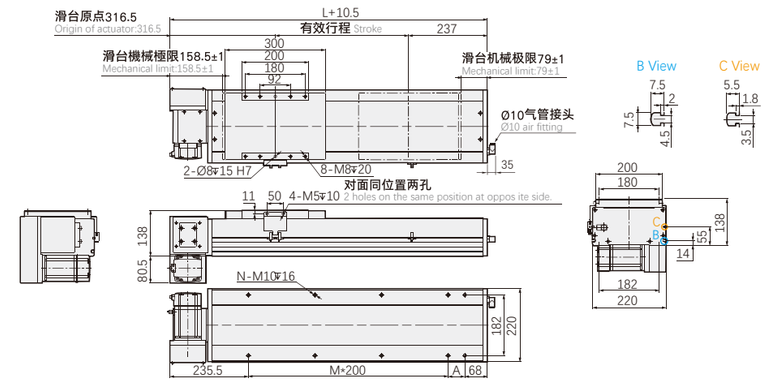

有效行程 Stroke	50	100	150	200	250	300	350	400	450	500	550	600	650	700	750	800	850	900	950	1000	1050	1100	1150	1200	1250	1300	1350	1400	1450	1500	1550	1600	1650	1700
L	593	643	693	743	793	843	893	943	993	1043	1093	1143	1193	1243	1293	1343	1393	1443	1493	1543	1593	1643	1693	1743	1793	1843	1893	1943	1993	2043	2093	2143	2193	2243
A	100	150	200	50	100	150	200	50	100	150	200	50	100	150	200	50	100	150	200	50	100	150	200	50	100	150	200	50	100	150	200	50	100	150
M	1	1	1	2	2	2	2	3	3	3	3	4	4	4	4	5	5	5	5	6	6	6	6	7	7	7	7	8	8	8	8	9	9	9
N	6	6	6	8	8	8	8	10	10	10	10	12	12	12	12	14	14	14	14	16	16	16	16	18	18	18	18	20	20	20	20	22	22	22
重量 Weight(KG)	31.8	33	34.2	35.4	36.6	37.8	39	40.2	41.4	42.6	43.8	45	46.2	47.4	48.6	49.8	51	52.2	53.4	54.6	55.8	57	58.2	59.4	60.6	61.8	63	64.2	65.4	66.6	67.8	69	70.2	71.4

有效行程 Stroke	1750	1800	1850	1900	1950	2000	2050	2100	2150	2200	2250	2300	2350	2400	2450	2500	2550	2600	2650	2700	2750	2800	2850	2900	2950	3000	3050	3100	3150	3200	3250	3300	3350	3400
L	2293	2343	2393	2443	2493	2543	2593	2643	2693	2743	2793	2843	2893	2943	2993	3043	3093	3143	3193	3243	3293	3343	3393	3443	3493	3543	3593	3643	3693	3743	3793	3843	3893	3943
A	200	50	100	150	200	50	100	150	200	50	100	150	200	50	100	150	200	50	100	150	200	50	100	150	200	50	100	150	200	50	100	150	200	50
M	9	10	10	10	10	11	11	11	11	12	12	12	12	13	13	13	13	14	14	14	14	15	15	15	15	16	16	16	16	17	17	17	17	18
N	22	24	24	24	24	26	26	26	26	28	28	28	28	30	30	30	30	32	32	32	32	34	34	34	34	36	36	36	36	38	38	38	38	40
重量 Weight(KG)	726	738	75	762	774	786	798	81	822	834	846	858	87	882	894	906	918	93	942	954	966	978	99	1002	1014	1026	1038	105	1062	1074	1086	1098	111	1122

DCB-22-RD 马达右下折安装 Motor Left Lower Side Installation

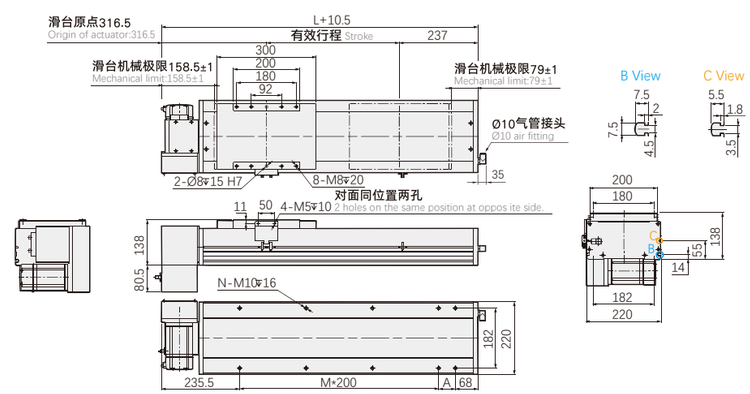

有效行程 Stroke	50	100	150	200	250	300	350	400	450	500	550	600	650	700	750	800	850	900	950	1000	1050	1100	1150	1200	1250	1300	1350	1400	1450	1500	1550	1600	1650	1700
L	593	643	693	743	793	843	893	943	993	1043	1093	1143	1193	1243	1293	1343	1393	1443	1493	1543	1593	1643	1693	1743	1793	1843	1893	1943	1993	2043	2093	2143	2193	2243
A	100	150	200	50	100	150	200	50	100	150	200	50	100	150	200	50	100	150	200	50	100	150	200	50	100	150	200	50	100	150	200	50	100	150
M	1	1	1	2	2	2	2	3	3	3	3	4	4	4	4	5	5	5	5	6	6	6	6	7	7	7	7	8	8	8	8	9	9	9
N	6	6	6	8	8	8	8	10	10	10	10	12	12	12	12	14	14	14	14	16	16	16	16	18	18	18	18	20	20	20	20	22	22	22
重量 Weight(KG)	31.8	33	34.2	35.4	36.6	37.8	39	40.2	41.4	42.6	43.8	45	46.2	47.4	48.6	49.8	51	52.2	53.4	54.6	55.8	57	58.2	59.4	60.6	61.8	63	64.2	65.4	66.6	67.8	69	70.2	71.4

有效行程 Stroke	1750	1800	1850	1900	1950	2000	2050	2100	2150	2200	2250	2300	2350	2400	2450	2500	2550	2600	2650	2700	2750	2800	2850	2900	2950	3000	3050	3100	3150	3200	3250	3300	3350	3400
L	2293	2343	2393	2443	2493	2543	2593	2643	2693	2743	2793	2843	2893	2943	2993	3043	3093	3143	3193	3243	3293	3343	3393	3443	3493	3543	3593	3643	3693	3743	3793	3843	3893	3943
A	200	50	100	150	200	50	100	150	200	50	100	150	200	50	100	150	200	50	100	150	200	50	100	150	200	50	100	150	200	50	100	150	200	50
M	9	10	10	10	10	11	11	11	11	12	12	12	12	13	13	13	13	14	14	14	14	15	15	15	15	16	16	16	16	17	17	17	17	18
N	22	24	24	24	24	26	26	26	26	28	28	28	28	30	30	30	30	32	32	32	32	34	34	34	34	36	36	36	36	38	38	38	38	40
重量 Weight(KG)	726	738	75	762	774	786	798	81	822	834	846	858	87	882	894	906	918	93	942	954	966	978	99	1002	1014	1026	1038	105	1062	1074	1086	1098	111	1122

DHN45

型号表现方式 Ordering Method

DHN	45	F	5	100	Q	P5	M	400	Z	A	T2	N/P
本机型号 Model	本体宽度 Product width		丝杆导程 Ballscrew Lead	行程 Stroke		速比 Ratio		马达功率 Motor power	刹车 Brake			

马达安装方式 Motor Installation type

F	折返式	Motor exposed
L	直连式	Motor Bottom Side

电缸安装方式 Product installation type

Q	前法兰式	Front Flange
H	后法兰式	Back Flange
C	侧法兰式	Side Flange
Y	铰链式	Hinge
J	后轴承式	Joint Bearin
D	后耳式	Back installation

马达品牌 Motor Brand

M	三菱	Mitsubishi
P	松下	Panasonic
Y	安川	Yaskawa
T	台达	Delta
I	汇川	Inovanve
H	禾川	Hcfa
Q	其他	Other

前部形式 Anterior form

A	外螺纹	External Thread
B	内螺纹	Internal Thread
Y	Y型接头	Y Hinge
J	关节轴承	Joint Bearing
I	I型接头	I Hinge

开关数量 Number of Switch

T2: 2PCS
T3: 3PCS

开关类型 Switch type

NPN
PNP

产品参数 Product Parameter

缸型 MODEL	推力(KG) LOAD	行程(mm) STROKE LENGTH	速度(mm/s) SPEED	丝杆直径(mm) SCREW DIAMETER	推杆直径(mm) PUSH ROD DIAMETER	输出螺纹头 OUTPUT THREAD HEAD
45#	60	≦200	50-500	12	22	M12*1.25
65#	350	≦1000	50-800	16	30	M16*1.5
75#	800	≦1000	50-1000	20	35	M20*1.5
95#	1500	≦1500	50-1000	25	45	M24*1.5
110#	3000	≦1500	50-1000	32	50	M30*2.0
135#	5000	≦2000	50-1000	50	80	M36*2.0
160#	10000	≦2000	50-1000	63	100	M52*2.0
190#	20000	≦2500	50-500	80	110	M56*2.0
250#	30000	≦3000	50-600	100	145	M80*2.0

DHN45

45缸内螺纹
45Internal thread

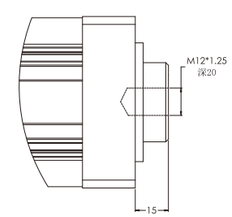

45缸外螺纹
45External thread

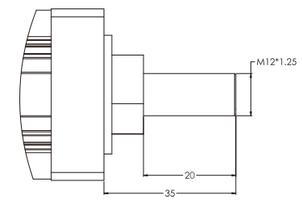

45缸Y型接头.
45Y type joint

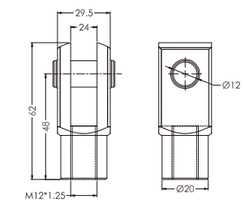

45缸关节轴承
45Joint bearing

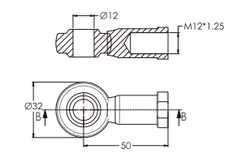

45缸折返式侧法兰
45Folding side flange

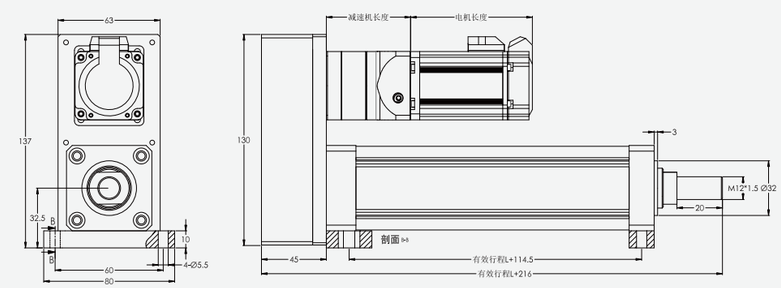

有效行程L(mm) Effective stroke	标准行程 Standard stroke										行程建议(mm) Itinerary suggestion
	100	200	300	400	500	600	700	800	900	1000	≦1000
重量(kg) Weight	2.25	2.60	2.95	3.30	3.65	4	4.35	4.70	5.05	5.40	...
备注：行程每增加100mm重量增加0.35kg Remarks: The weight of 0.35kg will be increased for every 100 mm increase in travel											

45缸折返式后法兰
45Folding rear flange

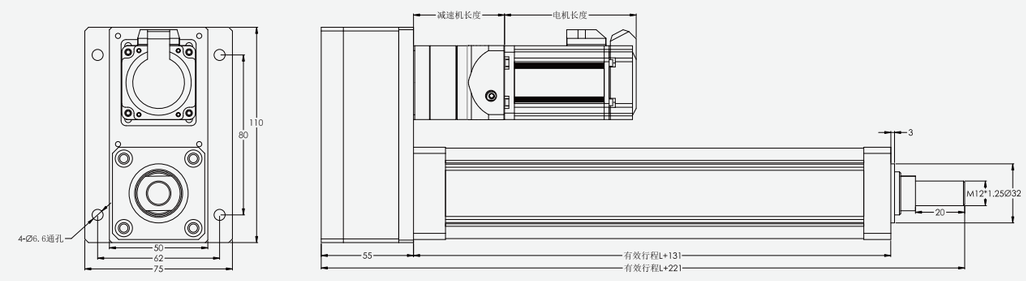

有效行程L(mm) Effective stroke	标准行程 Standard stroke										行程建议(mm) Itinerary suggestion
	100	200	300	400	500	600	700	800	900	1000	≦1000
重量(kg) Weight	2.25	2.60	2.95	3.30	3.65	4	4.35	4.70	5.05	5.40	...
备注：行程每增加100mm重量增加0.35kg Remarks: The weight of 0.35kg will be increased for every 100 mm increase in travel											

DHN45

45缸折返式前法兰
45Folding front flange

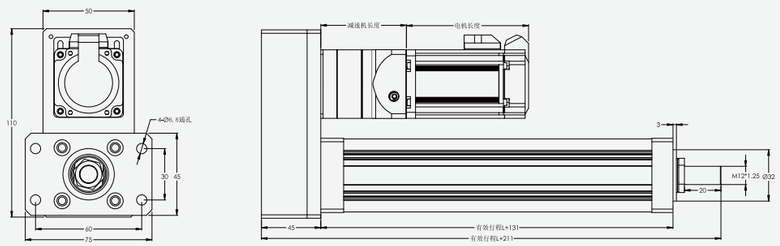

有效行程L(mm) Effective stroke	标准行程 Standard stroke										行程建议(mm) Itinerary suggestion
	100	200	300	400	500	600	700	800	900	1000	≦1000
重量(kg) Weight	2.25	2.60	2.95	3.30	3.65	4	4.35	4.70	5.05	5.40	...
备注：行程每增加100mm重量增加0.35kg Remarks: The weight of 0.35kg will be increased for every 100 mm increase in travel											

45缸直连式侧法兰
45Straight side flange

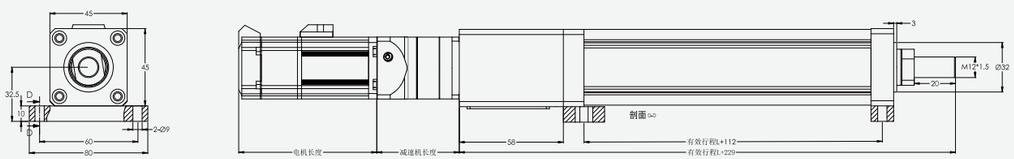

有效行程L(mm) Effective stroke	标准行程 Standard stroke										行程建议(mm) Itinerary suggestion
	100	200	300	400	500	600	700	800	900	1000	≦1000
重量(kg) Weight	2.25	2.60	2.95	3.30	3.65	4	4.35	4.70	5.05	5.40	...
备注：行程每增加100mm重量增加0.35kg Remarks: The weight of 0.35kg will be increased for every 100 mm increase in travel											

45缸直连式前法兰
45Straight front flange

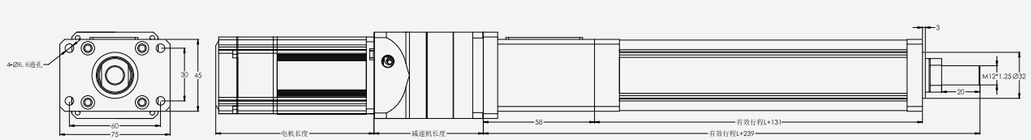

有效行程L(mm) Effective stroke	标准行程 Standard stroke										行程建议(mm) Itinerary suggestion
	100	200	300	400	500	600	700	800	900	1000	≦1000
重量(kg) Weight	2.25	2.60	2.95	3.30	3.65	4	4.35	4.70	5.05	5.40	...
备注：行程每增加100mm重量增加0.35kg Remarks: The weight of 0.35kg will be increased for every 100 mm increase in travel											

DHN65

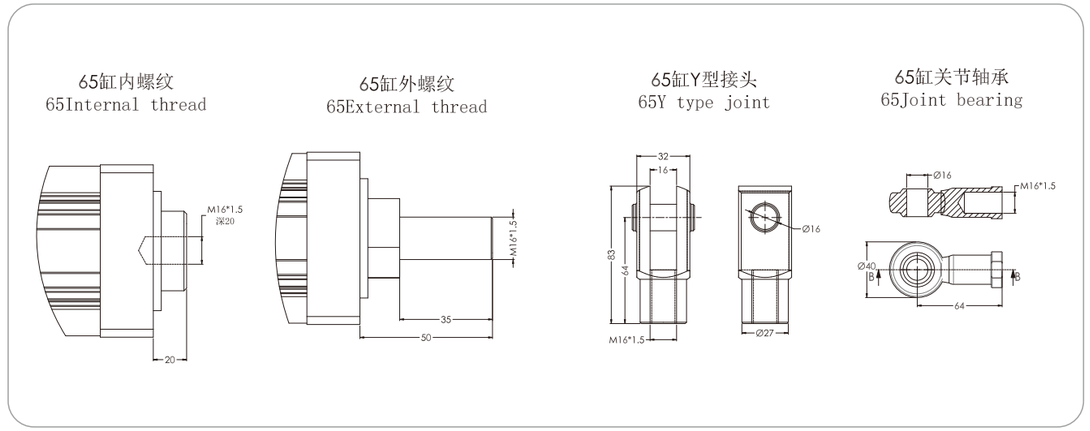

65缸前鱼眼后底座
65Folding front fisheye rear tailstock

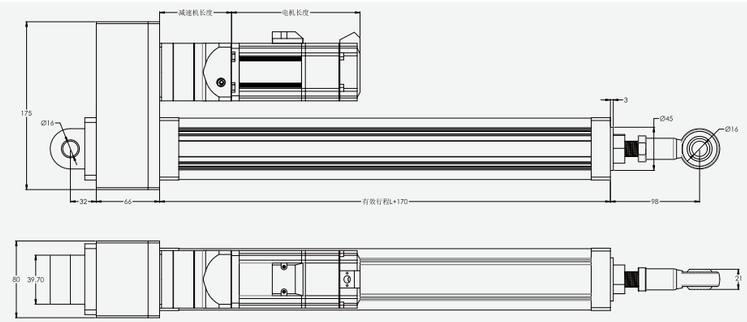

有效行程L(mm) Effective stroke	标准行程 Standard stroke										行程建议(mm) Itinerary suggestion
	100	200	300	400	500	600	700	800	900	1000	≦1000
重量(kg) Weight	6.40	7.15	7.90	8.65	9.40	10.15	10.90	11.65	12.40	13.15	...
备注：行程每增加100mm重量增加0.75kg Remarks: The weight of 0.75kg will be increased for every 100 mm increase in travel											

65缸折返式侧法兰
65Folding side flange

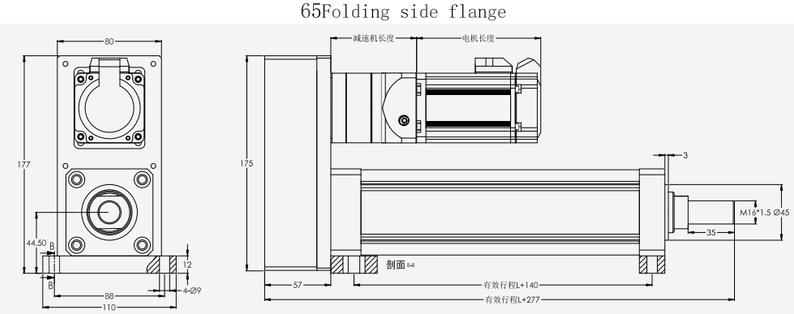

有效行程L(mm) Effective stroke	标准行程 Standard stroke										行程建议(mm) Itinerary suggestion
	100	200	300	400	500	600	700	800	900	1000	≦1000
重量(kg) Weight	6.40	7.15	7.90	8.65	9.40	10.15	10.90	11.65	12.40	13.15	...
备注：行程每增加100mm重量增加0.75kg Remarks: The weight of 0.75kg will be increased for every 100 mm increase in travel											

65缸折返式后法兰
65Folding rear flange

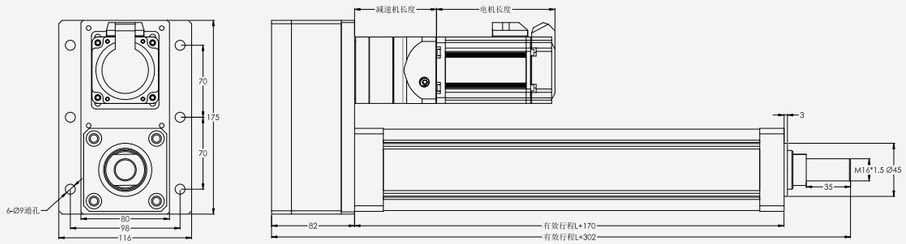

有效行程L(mm) Effective stroke	标准行程 Standard stroke										行程建议(mm) Itinerary suggestion
	100	200	300	400	500	600	700	800	900	1000	
重量(kg) Weight	6.40	7.15	7.90	8.65	9.40	10.15	10.90	11.65	12.40	13.15	...
备注：行程每增加100mm重量增加0.75kg Remarks: The weight of 0.75kg will be increased for every 100 mm increase in travel											

65缸折返式前法兰
65Folding front flange

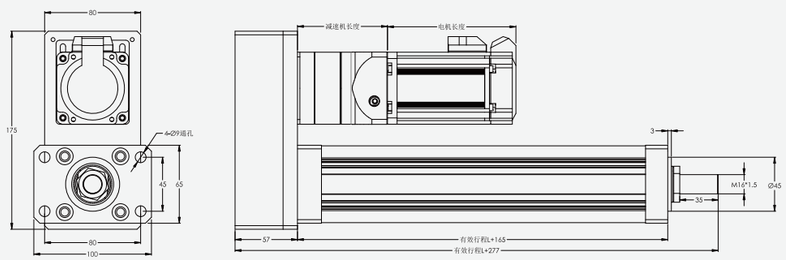

有效行程L(mm) Effective stroke	标准行程 Standard stroke										行程建议(mm) Itinerary suggestion
	100	200	300	400	500	600	700	800	900	1000	
重量(kg) Weight	6.40	7.15	7.90	8.65	9.40	10.15	10.90	11.65	12.40	13.15	...
备注：行程每增加100mm重量增加0.75kg Remarks: The weight of 0.75kg will be increased for every 100 mm increase in travel											

65缸直连式侧法兰
65Straight side flange

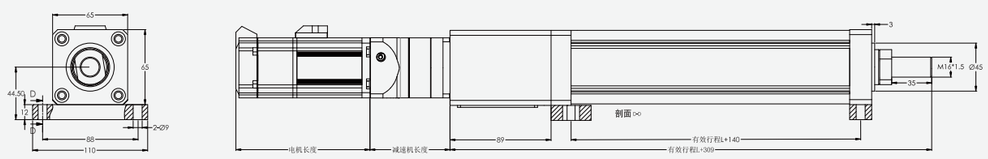

有效行程L(mm) Effective stroke	标准行程 Standard stroke										行程建议(mm) Itinerary suggestion
	100	200	300	400	500	600	700	800	900	1000	
重量(kg) Weight	6.40	7.15	7.90	8.65	9.40	10.15	10.90	11.65	12.40	13.15	...
备注：行程每增加100mm重量增加0.75kg Remarks: The weight of 0.75kg will be increased for every 100 mm increase in travel											

65缸直连式前法兰
65Straight front flange

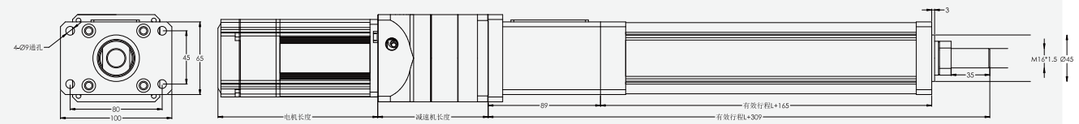

有效行程L(mm) Effective stroke	标准行程 Standard stroke										行程建议(mm) Itinerary suggestion
	100	200	300	400	500	600	700	800	900	1000	
重量(kg) Weight	6.40	7.15	7.90	8.65	9.40	10.15	10.90	11.65	12.40	13.15	...
备注：行程每增加100mm重量增加0.75kg Remarks: The weight of 0.75kg will be increased for every 100 mm increase in travel											

65折返前鱼眼中耳轴
65Folding front fisheye middle ear shaft

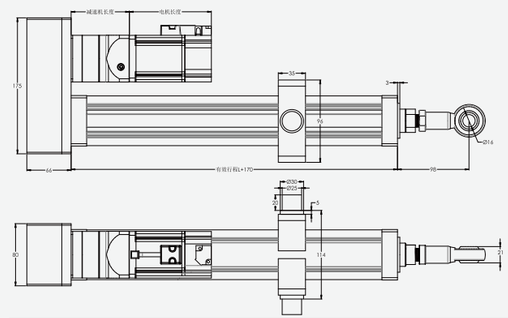

有效行程L(mm) Effective stroke	标准行程 Standard stroke										行程建议(mm) Itinerary suggestion
	100	200	300	400	500	600	700	800	900	1000	
重量(kg) Weight	6.40	7.15	7.90	8.65	9.40	10.15	10.90	11.65	12.40	13.15	...
备注：行程每增加100mm重量增加0.75kg Remarks: The weight of 0.75kg will be increased for every 100 mm increase in travel											

65折返式前鱼眼后耳轴
65Folding front fisheye rear trunnion

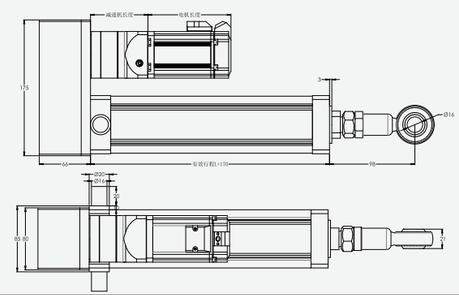

有效行程L(mm) Effective stroke	标准行程 Standard stroke										行程建议(mm) Itinerary suggestion
	100	200	300	400	500	600	700	800	900	1000	
重量(kg) Weight	6.40	7.15	7.90	8.65	9.40	10.15	10.90	11.65	12.40	13.15	...
备注：行程每增加100mm重量增加0.75kg Remarks: The weight of 0.75kg will be increased for every 100 mm increase in travel											

DHN65

65直连前鱼眼中耳轴
65Direct connection front fisheye rear trunnion

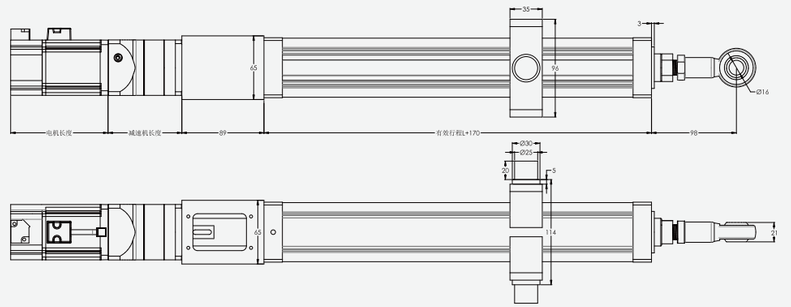

有效行程L(mm) Effective stroke	标准行程 Standard stroke										行程建议(mm) Itinerary suggestion
	100	200	300	400	500	600	700	800	900	1000	≦1000
重量(kg) Weight	6.40	7.15	7.90	8.65	9.40	10.15	10.90	11.65	12.40	13.15	...
备注：行程每增加100mm重量增加0.75kg Remarks: The weight of 0.75kg will be increased for every 100 mm increase in travel											

65直连前鱼眼后耳轴
65Direct connection front fisheye rear trunnion

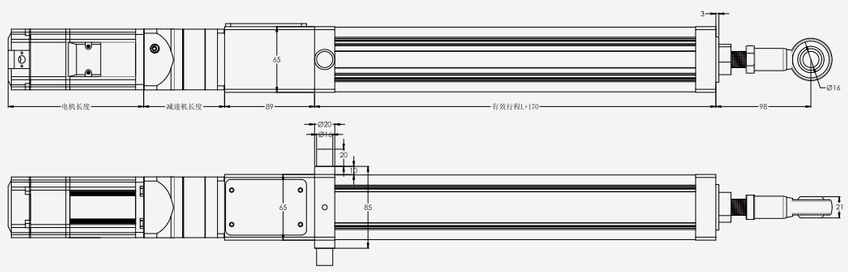

有效行程L(mm) Effective stroke	标准行程 Standard stroke										行程建议(mm) Itinerary suggestion
	100	200	300	400	500	600	700	800	900	1000	≦1000
重量(kg) Weight	6.40	7.15	7.90	8.65	9.40	10.15	10.90	11.65	12.40	13.15	...
备注：行程每增加100mm重量增加0.75kg Remarks: The weight of 0.75kg will be increased for every 100 mm increase in travel											

DHN75

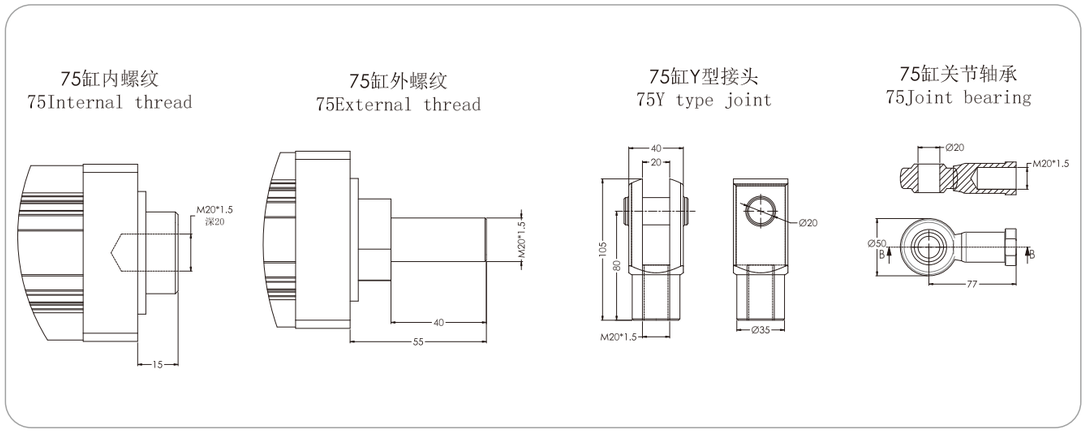

75缸前鱼眼后底座
75Folding front fisheye rear tailstock

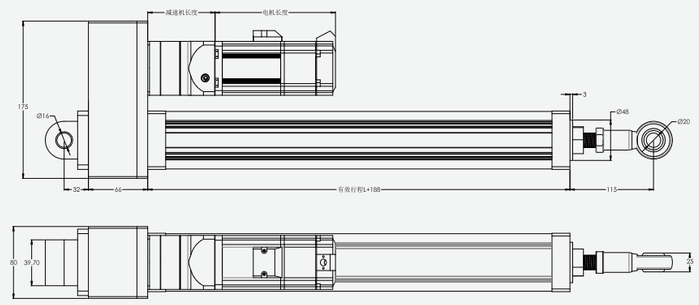

有效行程L(mm) Effective stroke	标准行程 Standard stroke										行程建议(mm) Itinerary suggestion
	100	200	300	400	500	600	700	800	900	1000	≦1000
重量(kg) Weight	8.50	9.45	10.40	11.35	12.30	13.25	14.20	15.15	16.10	17.05	...
备注：行程每增加100mm重量增加0.95kg Remarks: The weight of 0.95kg will be increased for every 100 mm increase in travel											

75缸折返式侧法兰
75Folding side flange

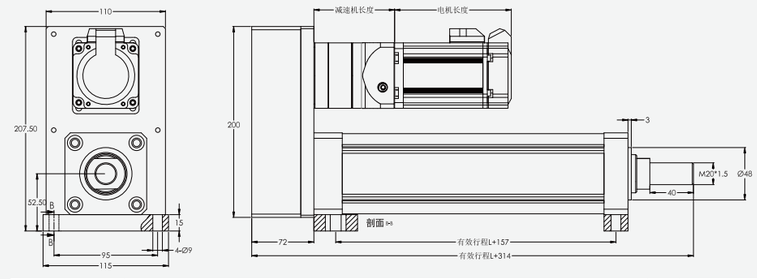

有效行程L(mm) Effective stroke	标准行程 Standard stroke										行程建议(mm) Itinerary suggestion
	100	200	300	400	500	600	700	800	900	1000	≦1000
重量(kg) Weight	7.80	8.75	9.70	10.65	11.60	12.55	13.50	14.45	15.40	16.35	...
备注：行程每增加100mm重量增加0.95kg Remarks: The weight of 0.95kg will be increased for every 100 mm increase in travel											

DHN75

75缸折返式后法兰
75Folding rear flange

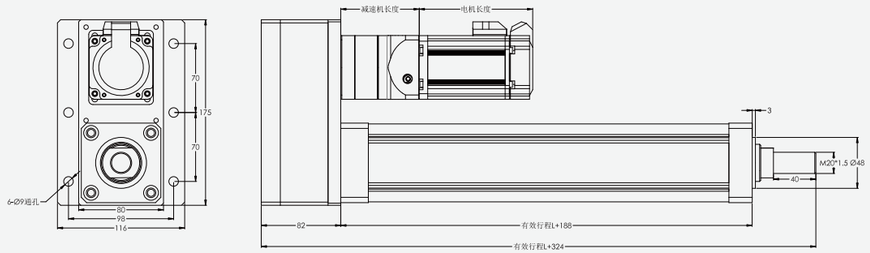

有效行程L(mm) Effective stroke	标准行程 Standard stroke										行程建议(mm) Itinerary suggestion
	100	200	300	400	500	600	700	800	900	1000	
重量(kg) Weight	8.50	9.45	10.40	11.35	12.30	13.25	14.20	15.15	16.10	17.05	≧1000
备注：行程每增加100mm重量增加0.95kg Remarks: The weight of 0.95kg will be increased for every 100 mm increase in travel											...

75缸折返式前法兰
75Folding front flange

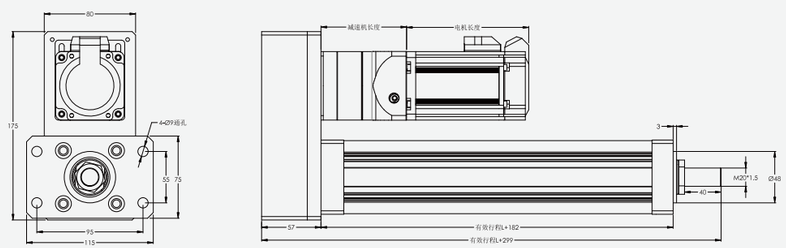

有效行程L(mm) Effective stroke	标准行程 Standard stroke										行程建议(mm) Itinerary suggestion
	100	200	300	400	500	600	700	800	900	1000	
重量(kg) Weight	7.80	8.75	9.70	10.65	11.60	12.55	13.50	14.45	15.40	16.35	≧1000
备注：行程每增加100mm重量增加0.95kg Remarks: The weight of 0.95kg will be increased for every 100 mm increase in travel											...

75缸直连式侧法兰
75Straight side flange

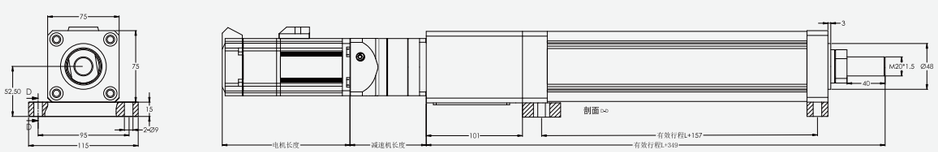

有效行程L(mm) Effective stroke	标准行程 Standard stroke										行程建议(mm) Itinerary suggestion
	100	200	300	400	500	600	700	800	900	1000	
重量(kg) Weight	7.80	8.75	9.70	10.65	11.60	12.55	13.50	14.45	15.40	16.35	≧1000
备注：行程每增加100mm重量增加0.95kg Remarks: The weight of 0.95kg will be increased for every 100 mm increase in travel											...

DHN75

75缸直连式前法兰
75Straight front flange

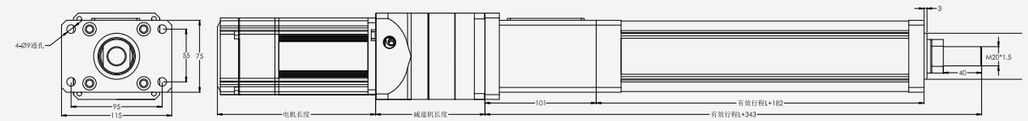

有效行程L(mm) Effective stroke	标准行程 Standard stroke										行程建议(mm) Itinerary suggestion
	100	200	300	400	500	600	700	800	900	1000	
重量(kg) Weight	7.80	8.75	9.70	10.65	11.60	12.55	13.50	14.45	15.40	16.35	≧1000
备注：行程每增加100mm重量增加0.95kg Remarks: The weight of 0.95kg will be increased for every 100 mm increase in travel											...

75折返前鱼眼中耳轴
75Folding front fisheye middle ear shaft

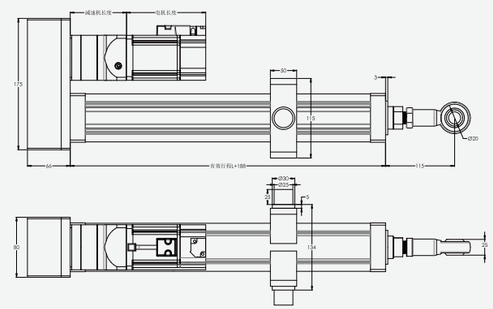

有效行程L(mm) Effective stroke	标准行程 Standard stroke										行程建议(mm) Itinerary suggestion
	100	200	300	400	500	600	700	800	900	1000	
重量(kg) Weight	8.50	9.45	10.40	11.35	12.30	13.25	14.20	15.15	16.10	17.05	≧1000
备注：行程每增加100mm重量增加0.95kg Remarks: The weight of 0.95kg will be increased for every 100 mm increase in travel											...

75折返式前鱼眼后耳轴
75Folding front fisheye rear trunnion

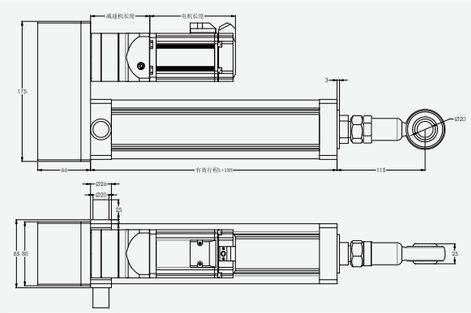

有效行程L(mm) Effective stroke	标准行程 Standard stroke										行程建议(mm) Itinerary suggestion
	100	200	300	400	500	600	700	800	900	1000	
重量(kg) Weight	7.80	8.75	9.70	10.65	11.60	12.55	13.50	14.45	15.40	16.35	≧1000
备注：行程每增加100mm重量增加0.95kg Remarks: The weight of 0.95kg will be increased for every 100 mm increase in travel											...

DHN75

75直连前鱼眼中耳轴
75Direct connection front fisheye rear trunnion

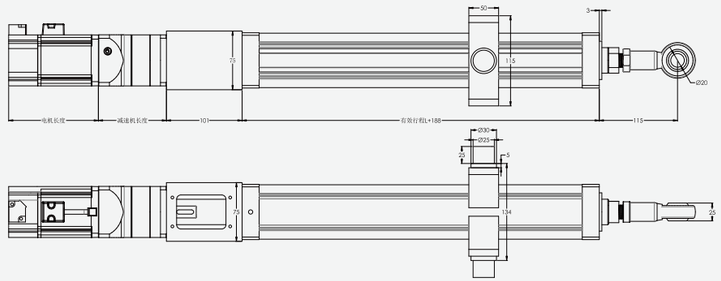

有效行程L(mm) Effective stroke	标准行程 Standard stroke										行程建议(mm) Itinerary suggestion
	100	200	300	400	500	600	700	800	900	1000	≌1000
重量(kg) Weight	8.50	9.45	10.40	11.35	12.30	13.25	14.20	15.15	16.10	17.05	...
备注：行程每增加100mm重量增加0.95kg Remarks: The weight of 0.95kg will be increased for every 100 mm increase in travel											

75直连前鱼眼后耳轴
75Direct connection front fisheye rear trunnion

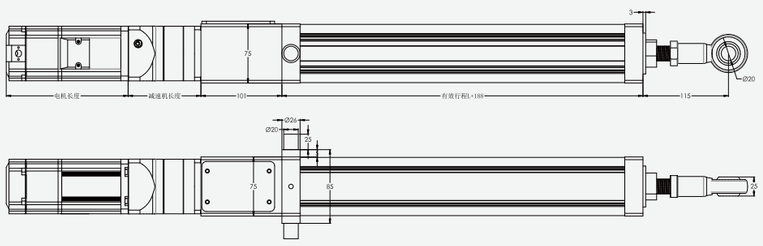

有效行程L(mm) Effective stroke	标准行程 Standard stroke										行程建议(mm) Itinerary suggestion
	100	200	300	400	500	600	700	800	900	1000	≌1000
重量(kg) Weight	7.80	8.75	9.70	10.65	11.60	12.55	13.50	14.45	15.40	16.35	...
备注：行程每增加100mm重量增加0.95kg Remarks: The weight of 0.95kg will be increased for every 100 mm increase in travel											

DHN95

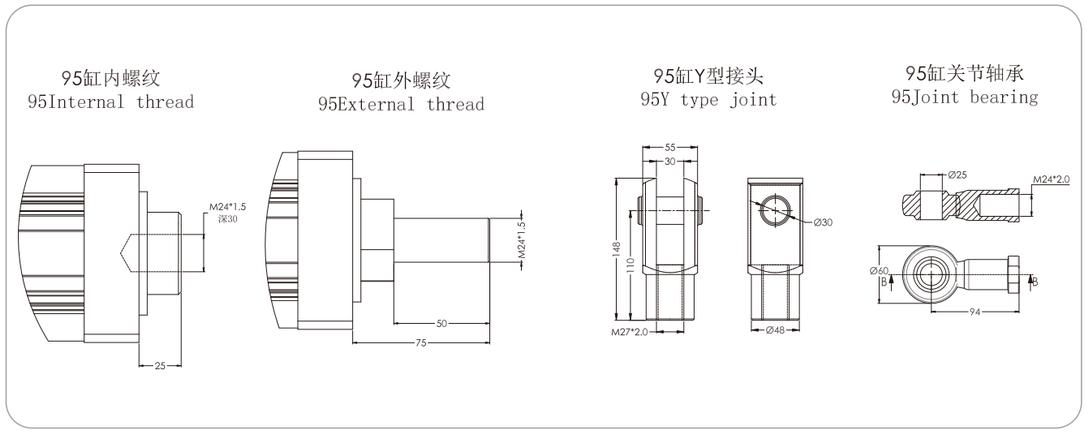

95缸前鱼眼后底座
95Folding front fisheye rear tailstock

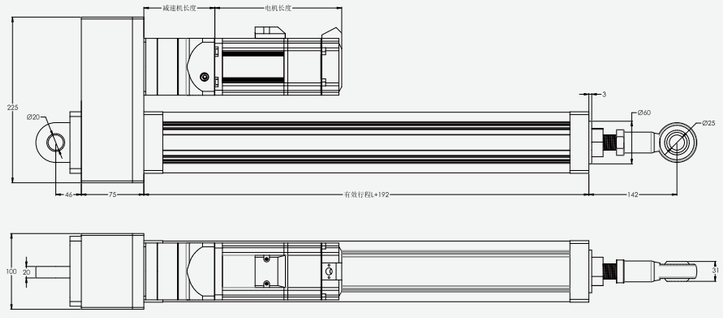

有效行程L(mm) Effective stroke	标准行程 Standard stroke										行程建议(mm) Itinerary suggestion
	100	200	300	400	500	600	700	800	900	1000	≌1500
重量(kg) Weight	16.00	17.50	19.00	20.50	22.00	23.50	25.00	26.50	28.00	29.50	...
备注：行程每增加100mm重量增加1.5kg Remarks: The weight of 1.5kg will be increased for every 100 mm increase in travel											

95缸折返式侧法兰
95Folding side flange

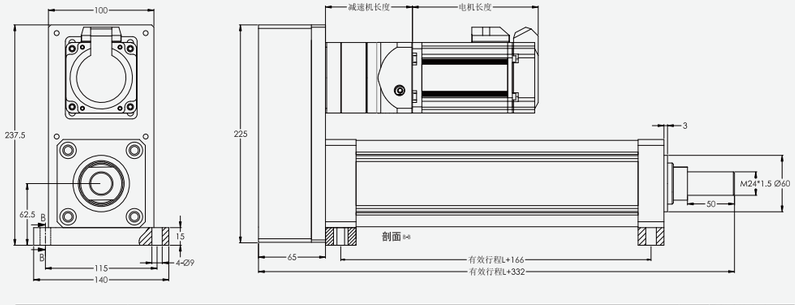

有效行程L(mm) Effective stroke	标准行程 Standard stroke										行程建议(mm) Itinerary suggestion
	100	200	300	400	500	600	700	800	900	1000	≌1500
重量(kg) Weight	14.00	15.50	17.00	18.50	20.00	21.50	23.00	24.50	26.00	27.50	...
备注：行程每增加100mm重量增加1.5kg Remarks: The weight of 1.5kg will be increased for every 100 mm increase in travel											

DHN95

95缸折返式后法兰
95Folding rear flange

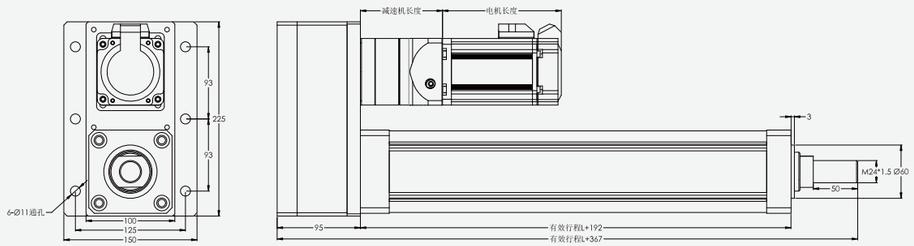

有效行程L(mm) Effective stroke	标准行程 Standard stroke										行程建议(mm) Itinerary suggestion
	100	200	300	400	500	600	700	800	900	1000	
重量(kg) Weight	16.00	17.50	19.00	20.50	22.00	23.50	25.00	26.50	28.00	29.50	≦1500
											...
备注：行程每增加100mm重量增加1.5kg Remarks: The weight of 1.5kg will be increased for every 100 mm increase in travel											

95缸折返式前法兰
95Folding front flange

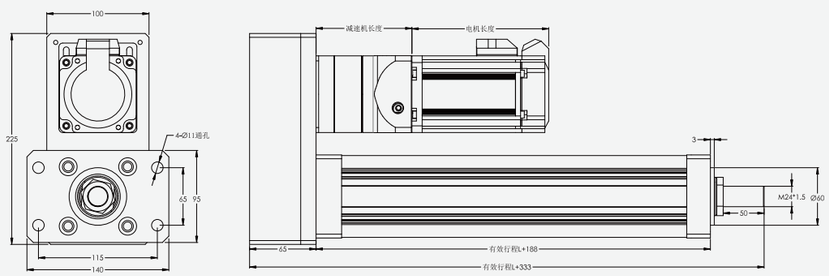

有效行程L(mm) Effective stroke	标准行程 Standard stroke										行程建议(mm) Itinerary suggestion
	100	200	300	400	500	600	700	800	900	1000	
重量(kg) Weight	14.00	15.50	17.00	18.50	20.00	21.50	23.00	24.50	26.00	27.50	≦1500
											...
备注：行程每增加100mm重量增加1.5kg Remarks: The weight of 1.5kg will be increased for every 100 mm increase in travel											

95缸直连式侧法兰
95Straight side flange

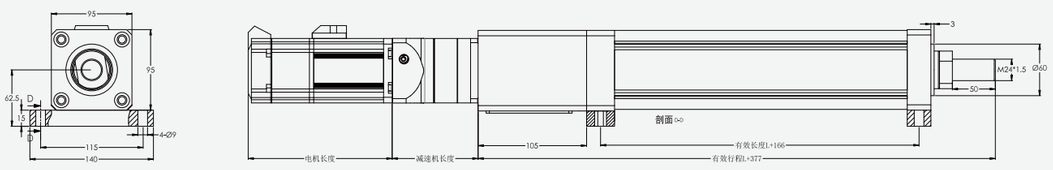

有效行程L(mm) Effective stroke	标准行程 Standard stroke										行程建议(mm) Itinerary suggestion
	100	200	300	400	500	600	700	800	900	1000	
重量(kg) Weight	14.00	15.50	17.00	18.50	20.00	21.50	23.00	24.50	26.00	27.50	≦1500
											...
备注：行程每增加100mm重量增加1.5kg Remarks: The weight of 1.5kg will be increased for every 100 mm increase in travel											

DHN95

95缸直连式前法兰
95Straight front flange

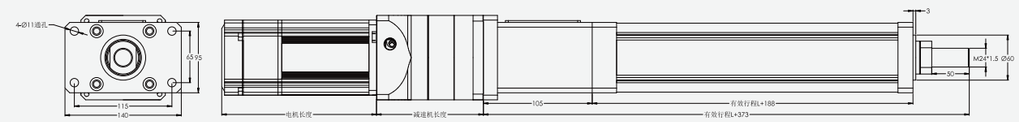

有效行程L(mm) Effective stroke	标准行程 Standard stroke										行程建议(mm) Itinerary suggestion
	100	200	300	400	500	600	700	800	900	1000	
重量(kg) Weight	14.00	15.50	17.00	18.50	20.00	21.50	23.00	24.50	26.00	27.50	≦1500
											...
备注：行程每增加100mm重量增加1.5kg Remarks: The weight of 1.5kg will be increased for every 100 mm increase in travel											

95折返前鱼眼中耳轴
95Folding front fisheye middle ear shaft

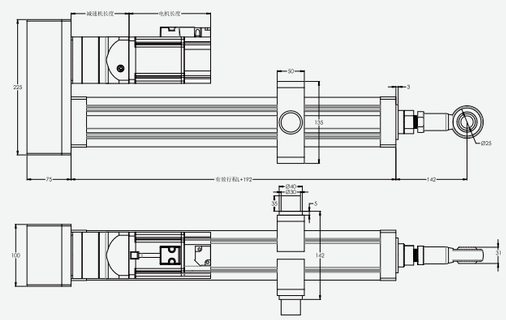

有效行程L(mm) Effective stroke	标准行程 Standard stroke										行程建议(mm) Itinerary suggestion
	100	200	300	400	500	600	700	800	900	1000	
重量(kg) Weight	16.00	17.50	19.00	20.50	22.00	23.50	25.00	26.50	28.00	29.50	≦1500
											...
备注：行程每增加100mm重量增加1.5kg Remarks: The weight of 1.5kg will be increased for every 100 mm increase in travel											

95折返式前鱼眼后耳轴
95Folding front fisheye rear trunnion

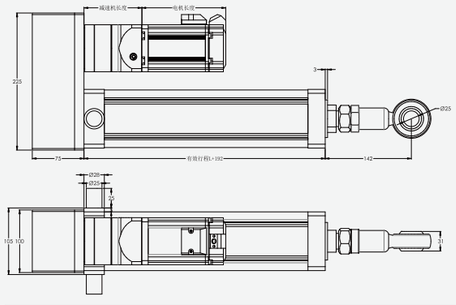

有效行程L(mm) Effective stroke	标准行程 Standard stroke										行程建议(mm) Itinerary suggestion
	100	200	300	400	500	600	700	800	900	1000	
重量(kg) Weight	14.00	15.50	17.00	18.50	20.00	21.50	23.00	24.50	26.00	27.50	≦1500
											...
备注：行程每增加100mm重量增加1.5kg Remarks: The weight of 1.5kg will be increased for every 100 mm increase in travel											

DHN95

95直连前鱼眼中耳轴
95Direct connection front fisheye rear trunnion

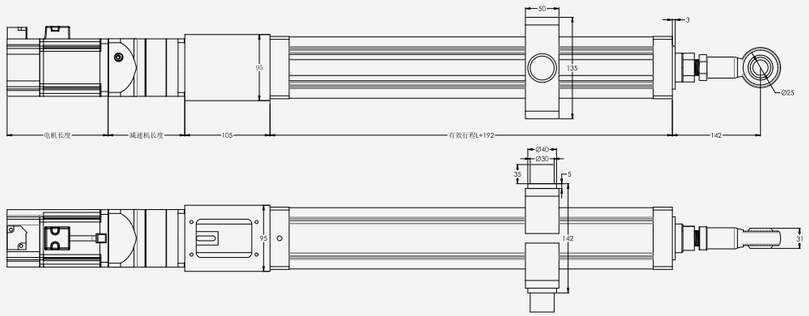

有效行程L(mm) Effective stroke	标准行程 Standard stroke										行程建议(mm) Itinerary suggestion
	100	200	300	400	500	600	700	800	900	1000	≤1500
重量(kg) Weight	16.00	17.50	19.00	20.50	22.00	23.50	25.00	26.50	28.00	29.50	...
备注：行程每增加100mm重量增加1.5kg Remarks: The weight of 1.5kg will be increased for every 100 mm increase in travel											

95直连前鱼眼后耳轴
95Direct connection front fisheye rear trunnion

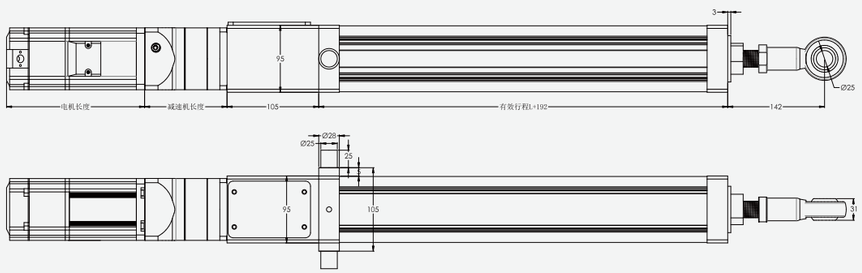

有效行程L(mm) Effective stroke	标准行程 Standard stroke										行程建议(mm) Itinerary suggestion
	100	200	300	400	500	600	700	800	900	1000	≤1500
重量(kg) Weight	14.00	15.50	17.00	18.50	20.00	21.50	23.00	24.50	26.00	27.50	...
备注：行程每增加100mm重量增加1.5kg Remarks: The weight of 1.5kg will be increased for every 100 mm increase in travel											

DHN110

110缸内螺纹
110Internal thread

110缸外螺纹
75External thread

110缸Y型接头
110Y type joint

110缸关节轴承
110Joint bearing

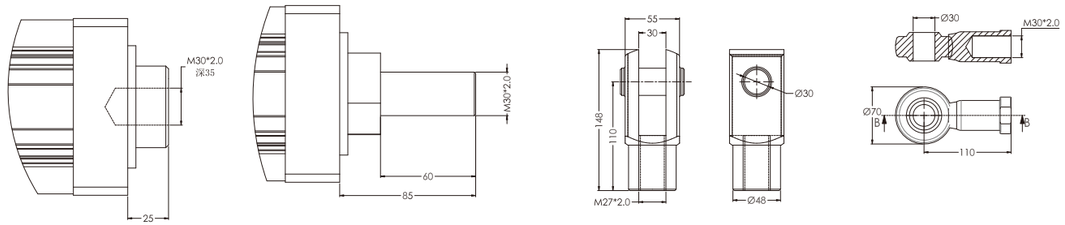

110缸前鱼眼后底座
110Folding front fisheye rear tailstock

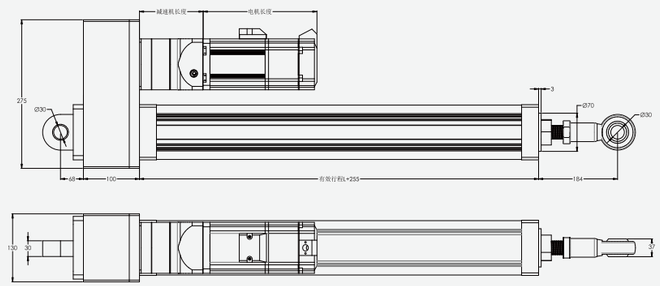

有效行程L(mm) Effective stroke	标准行程 Standard stroke										行程建议(mm) Itinerary suggestion
	100	200	300	400	500	600	700	800	900	1000	≤1500
重量(kg) Weight	41	42.80	44.60	46.40	48.20	50	51.80	53.60	55.40	57.20	...
备注：行程每增加100mm重量增加1.8kg Remarks: The weight of 1.8kg will be increased for every 100 mm increase in travel											

110缸折返式前法兰
110Folding front flange

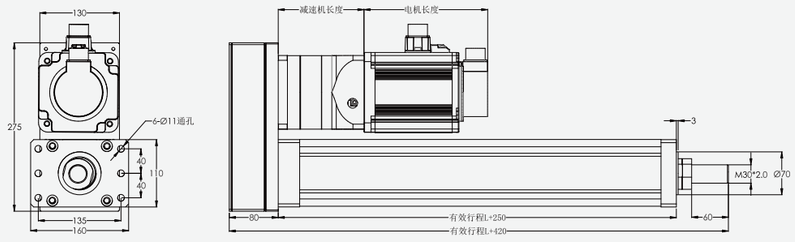

有效行程L(mm) Effective stroke	标准行程 Standard stroke										行程建议(mm) Itinerary suggestion
	100	200	300	400	500	600	700	800	900	1000	≤1500
重量(kg) Weight	37	38.80	40.60	42.40	44.20	46	47.80	49.60	51.40	53.20	...
备注：行程每增加100mm重量增加1.8kg Remarks: The weight of 1.8kg will be increased for every 100 mm increase in travel											

DHN110

110缸折返式侧法兰
110Folding side flange

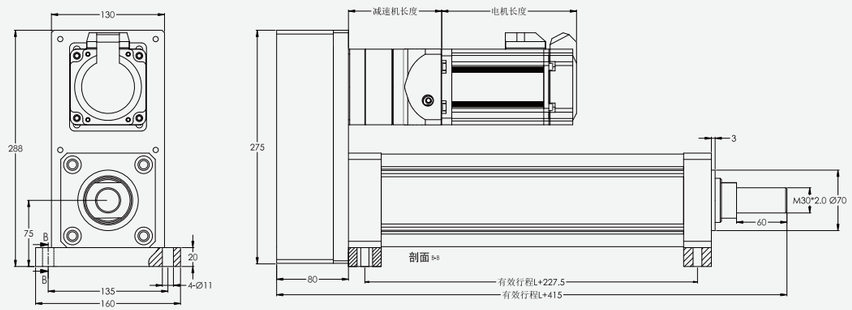

有效行程L(mm) Effective stroke	标准行程 Standard stroke										行程建议(mm) Itinerary suggestion
	100	200	300	400	500	600	700	800	900	1000	≦1500
重量(kg) Weight	37	38.80	40.60	42.40	44.20	46	47.80	49.60	51.40	53.20	...
备注：行程每增加100mm重量增加1.8kg Remarks: The weight of 1.8kg will be increased for every 100 mm increase in travel											

110缸折返式后法兰
110Folding rear flange

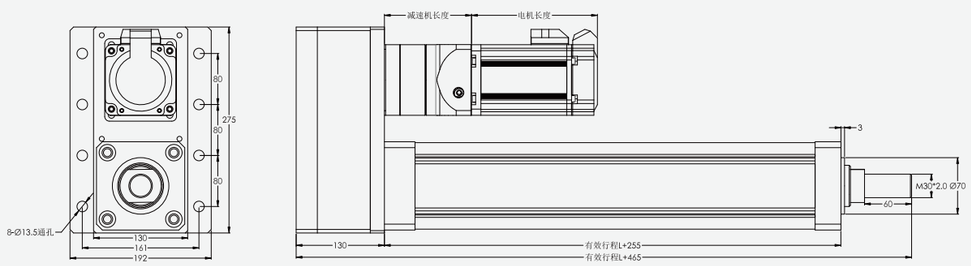

有效行程L(mm) Effective stroke	标准行程 Standard stroke										行程建议(mm) Itinerary suggestion
	100	200	300	400	500	600	700	800	900	1000	≦1500
重量(kg) Weight	41	42.80	44.60	46.40	48.20	50	51.80	53.60	55.40	57.20	...
备注：行程每增加100mm重量增加1.8kg Remarks: The weight of 1.8kg will be increased for every 100 mm increase in travel											

110缸直连式侧法兰
110Straight side flange

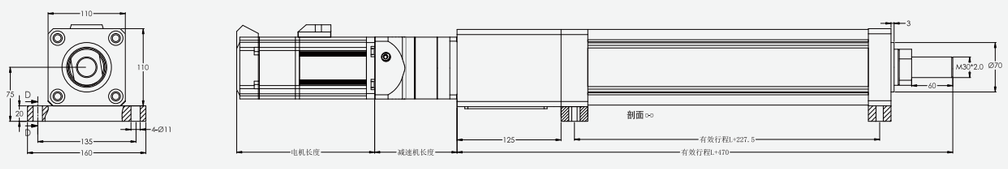

有效行程L(mm) Effective stroke	标准行程 Standard stroke										行程建议(mm) Itinerary suggestion
	100	200	300	400	500	600	700	800	900	1000	≦1500
重量(kg) Weight	37	38.80	40.60	42.40	44.20	46	47.80	49.60	51.40	53.20	...
备注：行程每增加100mm重量增加1.8kg Remarks: The weight of 1.8kg will be increased for every 100 mm increase in travel											

DHN110

110缸直连式前法兰
110Straight front flange

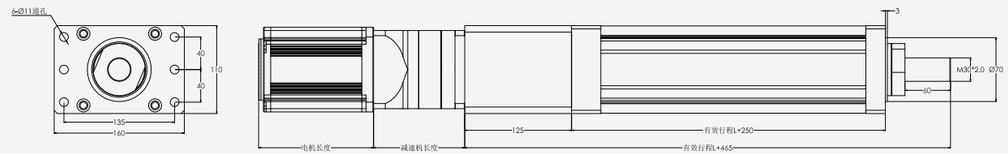

有效行程L(mm) Effective stroke	标准行程 Standard stroke										行程建议(mm) Itinerary suggestion
	100	200	300	400	500	600	700	800	900	1000	≦1500
重量(kg) Weight	37	38.80	40.60	42.40	44.20	46	47.80	49.60	51.40	53.20	...
备注：行程每增加100mm重量增加1.8kg Remarks: The weight of 1.8kg will be increased for every 100 mm increase in travel											

110折返前鱼眼中耳轴
110Folding front fisheye middle ear shaft

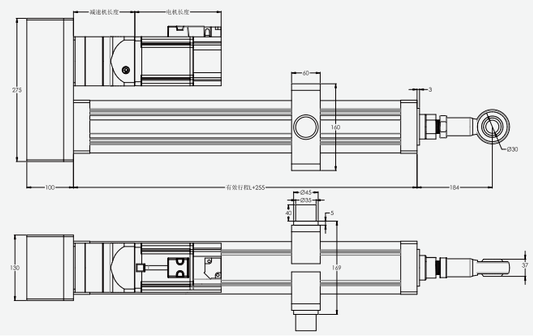

有效行程L(mm) Effective stroke	标准行程 Standard stroke										行程建议(mm) Itinerary suggestion
	100	200	300	400	500	600	700	800	900	1000	≦1500
重量(kg) Weight	41	42.80	44.60	46.40	48.20	50	51.80	53.60	55.40	57.20	...
备注：行程每增加100mm重量增加1.8kg Remarks: The weight of 1.8kg will be increased for every 100 mm increase in travel											

110折返式前鱼眼后耳轴
110Folding front fisheye rear trunnion

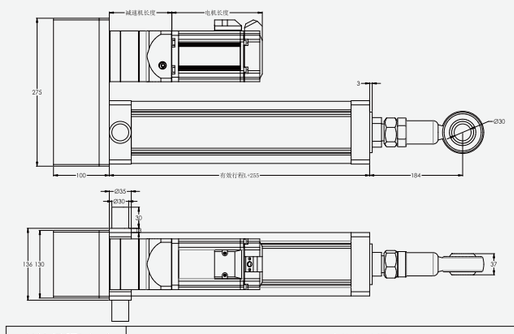

有效行程L(mm) Effective stroke	标准行程 Standard stroke										行程建议(mm) Itinerary suggestion
	100	200	300	400	500	600	700	800	900	1000	≦1500
重量(kg) Weight	37	38.80	40.60	42.40	44.20	46	47.80	49.60	51.40	53.20	...
备注：行程每增加100mm重量增加1.8kg Remarks: The weight of 1.8kg will be increased for every 100 mm increase in travel											

DHN110

110直连前鱼眼中耳轴
110Direct connection front fisheye rear trunnion

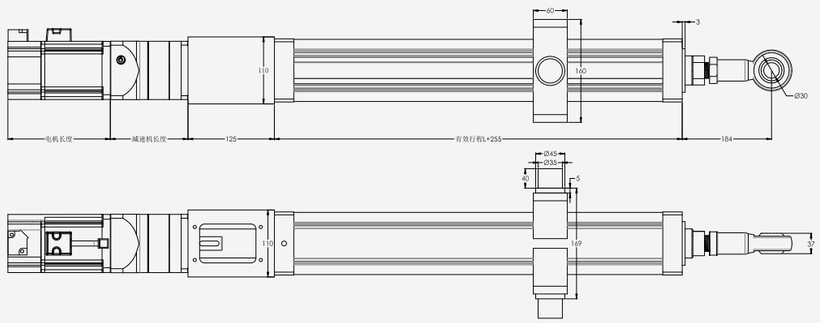

有效行程L(mm) Effective stroke	标准行程 Standard stroke										行程建议(mm) Itinerary suggestion
	100	200	300	400	500	600	700	800	900	1000	≤1500
重量(kg) Weight	41	42.80	44.60	46.40	48.20	50	51.80	53.60	55.40	57.20	...
备注：行程每增加100mm重量增加1.8kg Remarks: The weight of 1.8kg will be increased for every 100 mm increase in travel											

110直连前鱼眼后耳轴
110Direct connection front fisheye rear trunnion

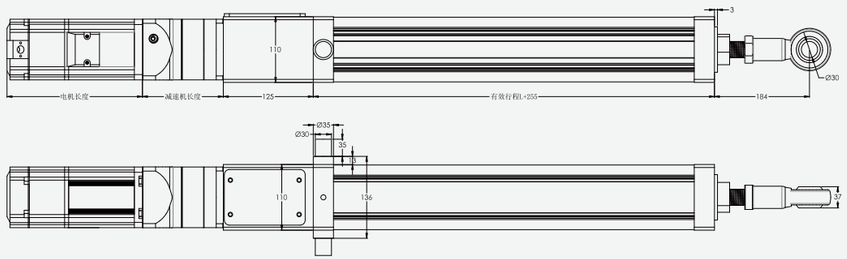

有效行程L(mm) Effective stroke	标准行程 Standard stroke										行程建议(mm) Itinerary suggestion
	100	200	300	400	500	600	700	800	900	1000	≤1500
重量(kg) Weight	37	38.80	40.60	42.40	44.20	46	47.80	49.60	51.40	53.20	...
备注：行程每增加100mm重量增加1.8kg Remarks: The weight of 1.8kg will be increased for every 100 mm increase in travel											

DHN135

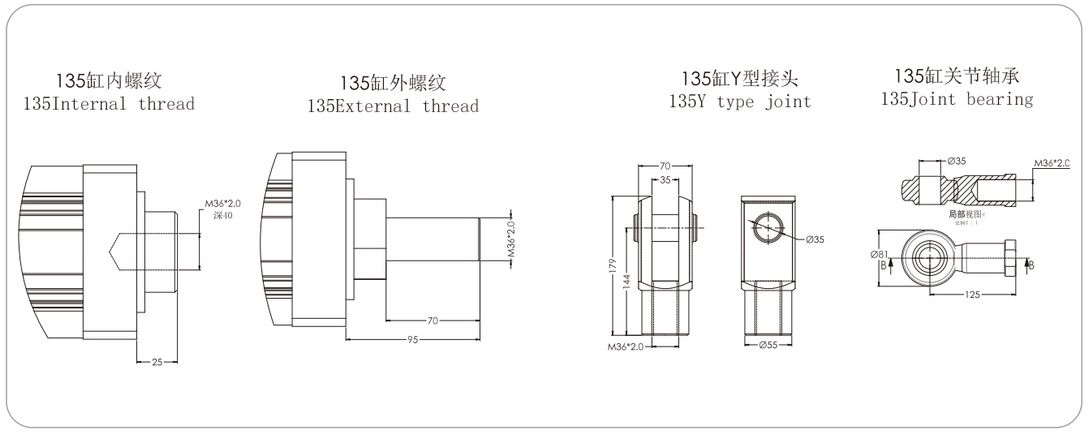

135缸前鱼眼后底座
135Folding front fisheye rear tailstock

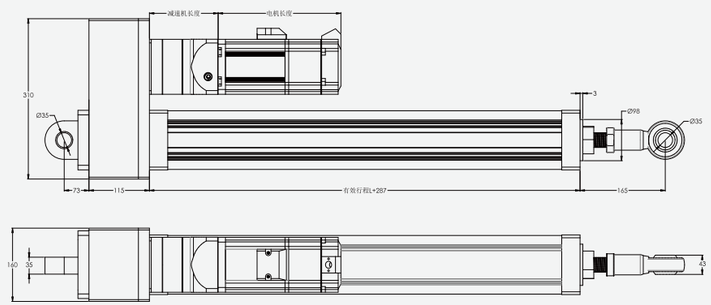

有效行程L(mm) Effective stroke	标准行程 Standard stroke										行程建议(mm) Itinerary suggestion
	100	200	300	400	500	600	700	800	900	1000	≤2000
重量(kg) Weight	51	54.50	58	61.50	65	68.50	72	75.50	79	82.50	...
备注：行程每增加100mm重量增加3.5kg Remarks: The weight of 3.5kg will be increased for every 100 mm increase in travel											

135缸折返式前法兰
135Folding front flange

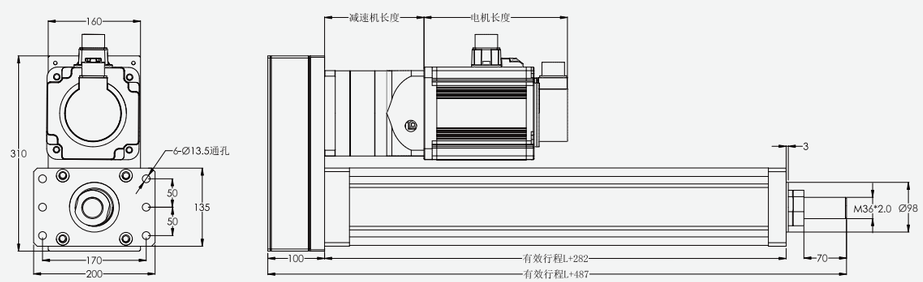

有效行程L(mm) Effective stroke	标准行程 Standard stroke										行程建议(mm) Itinerary suggestion
	100	200	300	400	500	600	700	800	900	1000	≤2000
重量(kg) Weight	46	49.50	53	56.50	60	63.50	67	70.50	74	77.50	...
备注：行程每增加100mm重量增加3.5kg Remarks: The weight of 3.5kg will be increased for every 100 mm increase in travel											

135缸折返式侧法兰
135Folding side flange

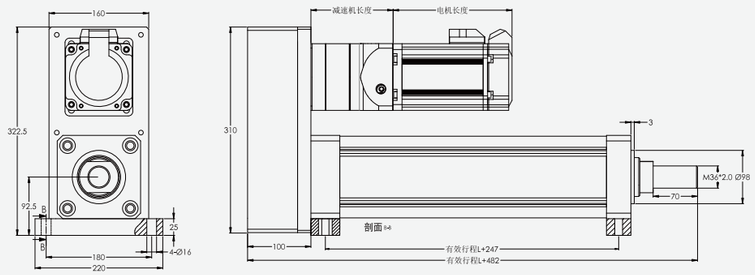

有效行程L(mm) Effective stroke	标准行程 Standard stroke										行程建议(mm) Itinerary suggestion
	100	200	300	400	500	600	700	800	900	1000	≦2000
重量(kg) Weight	46	49.50	53	56.50	60	63.50	67	70.50	74	77.50	...
备注：行程每增加100mm重量增加3.5kg Remarks: The weight of 3.5kg will be increased for every 100 mm increase in travel											

135缸折返式后法兰
135Folding rear flange

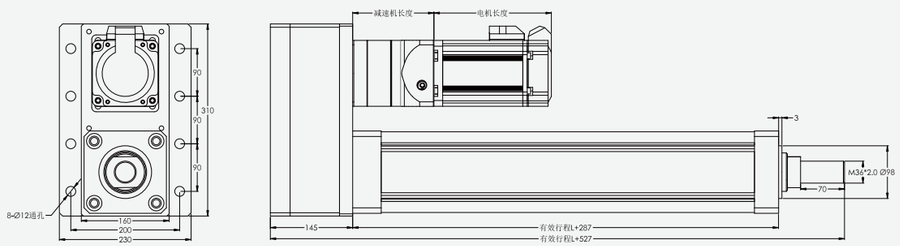

有效行程L(mm) Effective stroke	标准行程 Standard stroke										行程建议(mm) Itinerary suggestion
	100	200	300	400	500	600	700	800	900	1000	≦2000
重量(kg) Weight	51	54.50	58	61.50	65	68.50	72	75.50	79	82.50	...
备注：行程每增加100mm重量增加3.5kg Remarks: The weight of 3.5kg will be increased for every 100 mm increase in travel											

135缸直连式侧法兰
135Straight side flange

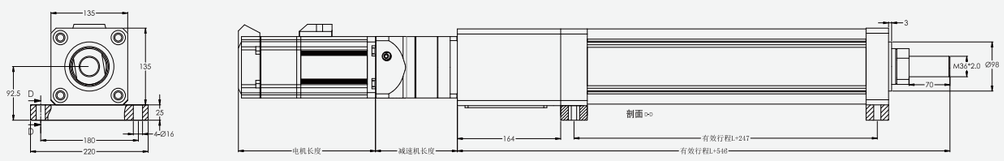

有效行程L(mm) Effective stroke	标准行程 Standard stroke										行程建议(mm) Itinerary suggestion
	100	200	300	400	500	600	700	800	900	1000	≦2000
重量(kg) Weight	46	49.50	53	56.50	60	63.50	67	70.50	74	77.50	...
备注：行程每增加100mm重量增加3.5kg Remarks: The weight of 3.5kg will be increased for every 100 mm increase in travel											

135缸直连式前法兰
135Straight front flange

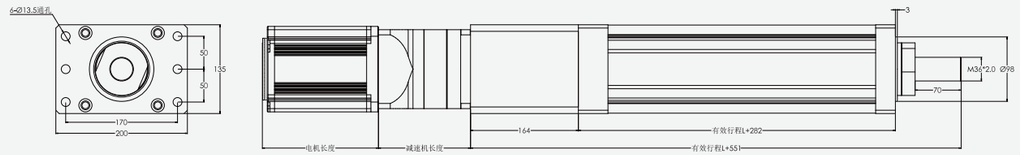

有效行程L(mm) Effective stroke	标准行程 Standard stroke										行程建议(mm) Itinerary suggestion
	100	200	300	400	500	600	700	800	900	1000	≦2000
重量(kg) Weight	46	49.50	53	56.50	60	63.50	67	70.50	74	77.50	...
备注：行程每增加100mm重量增加3.5kg Remarks: The weight of 3.5kg will be increased for every 100 mm increase in travel											

135折返前鱼眼中耳轴
135Folding front fisheye middle ear shaft

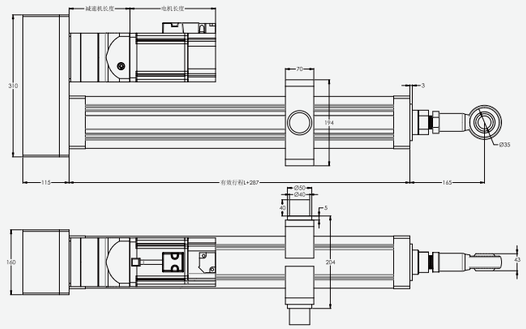

有效行程L(mm) Effective stroke	标准行程 Standard stroke										行程建议(mm) Itinerary suggestion
	100	200	300	400	500	600	700	800	900	1000	≦2000
重量(kg) Weight	51	54.50	58	61.50	65	68.50	72	75.50	79	82.50	...
备注：行程每增加100mm重量增加3.5kg Remarks: The weight of 3.5kg will be increased for every 100 mm increase in travel											

135折返式前鱼眼后耳轴
135Folding front fisheye rear trunnion

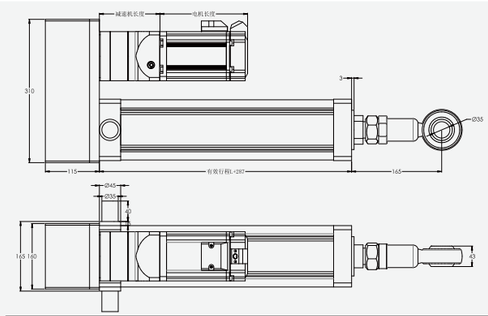

有效行程L(mm) Effective stroke	标准行程 Standard stroke										行程建议(mm) Itinerary suggestion
	100	200	300	400	500	600	700	800	900	1000	≦2000
重量(kg) Weight	46	49.50	53	56.50	60	63.50	67	70.50	74	77.50	...
备注：行程每增加100mm重量增加3.5kg Remarks: The weight of 3.5kg will be increased for every 100 mm increase in travel											

DHN135

135直连前鱼眼中耳轴
135Direct connection front fisheye rear trunnion

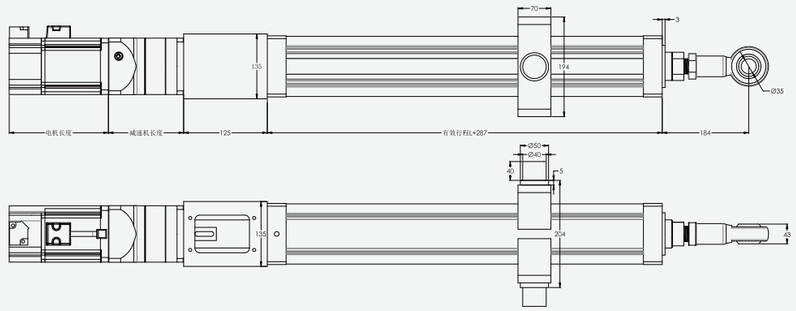

有效行程L(mm) Effective stroke	标准行程 Standard stroke										行程建议(mm) Itinerary suggestion
	100	200	300	400	500	600	700	800	900	1000	
重量(kg) Weight	51	54.50	58	61.50	65	68.50	72	75.50	79	82.50	≦2000
											...
备注：行程每增加100mm重量增加3.5kg Remarks: The weight of 3.5kg will be increased for every 100 mm increase in travel											

135直连前鱼眼后耳轴
135Direct connection front fisheye rear trunnion

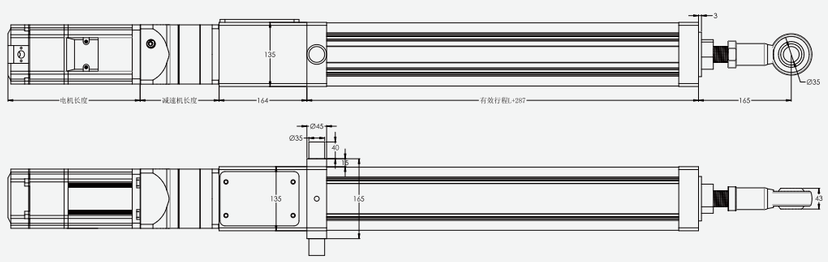

有效行程L(mm) Effective stroke	标准行程 Standard stroke										行程建议(mm) Itinerary suggestion
	100	200	300	400	500	600	700	800	900	1000	
重量(kg) Weight	46	49.50	53	56.50	60	63.50	67	70.50	74	77.50	≦2000
											...
备注：行程每增加100mm重量增加3.5kg Remarks: The weight of 3.5kg will be increased for every 100 mm increase in travel											

DHN160

160缸内螺纹
160Internal thread

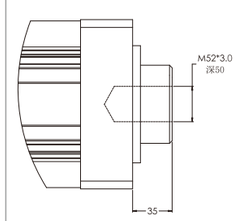

160缸外螺纹
160External thread

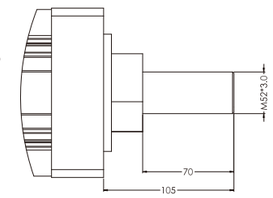

160缸Y型接头
160Y type joint

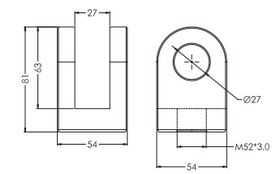

160缸关节轴承
160Joint bearing

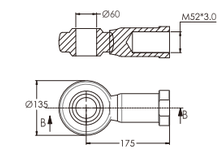

160缸折返式前法兰
160Folding front flange

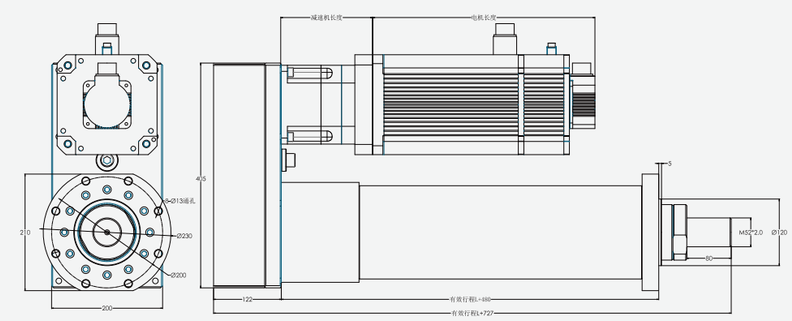

有效行程L(mm) Effective stroke											行程建议(mm) Itinerary suggestion
	100	200	300	400	500	600	700	800	900	1000	≦2000
重量(kg) Weight	117	125.50	134	142.50	151	159.50	168	176.50	185	193.50	...
备注：行程每增加100mm重量增加8.5kg Remarks: The weight of 8.5kg will be increased for every 100 mm increase in travel											

160缸折返式后法兰
160Folding rear flange

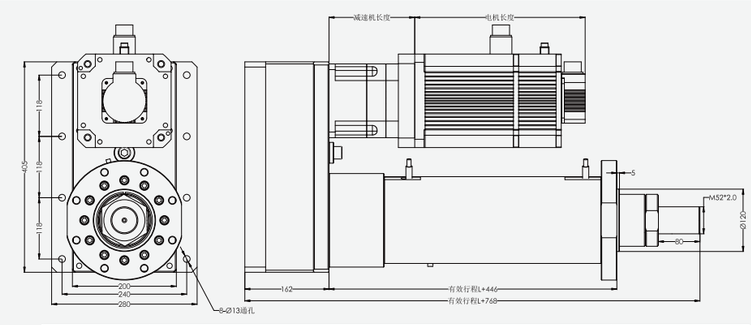

有效行程L(mm) Effective stroke											行程建议(mm) Itinerary suggestion
	100	200	300	400	500	600	700	800	900	1000	≦2000
重量(kg) Weight	124	132.50	141	149.50	158	166.50	175	183.50	192	200.50	...
备注：行程每增加100mm重量增加8.5kg Remarks: The weight of 8.5kg will be increased for every 100 mm increase in travel											

160缸折返式前法兰
160Straight front flange

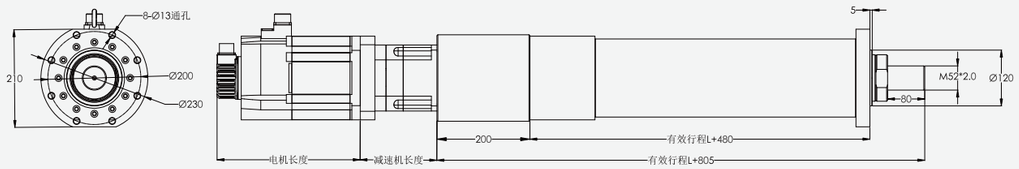

有效行程L(mm) Effective stroke	100	200	300	400	500	600	700	800	900	1000	行程建议(mm) Itinerary suggestion
重量(kg) Weight	117	125.50	134	142.50	151	159.50	168	176.50	185	193.50	≦2000 ...
备注：行程每增加100mm重量增加8.5kg Remarks: The weight of 8.5kg will be increased for every 100 mm increase in travel											

160前鱼眼后尾座
160Folding front fisheye rear tailstock

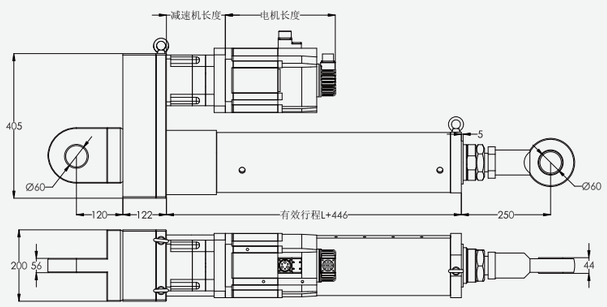

有效行程L(mm) Effective stroke	100	200	300	400	500	600	700	800	900	1000	行程建议(mm) Itinerary suggestion
重量(kg) Weight	124	132.50	141	149.50	158	166.50	175	183.50	192	200.50	≦2000 ...
备注：行程每增加100mm重量增加8.5kg Remarks: The weight of 8.5kg will be increased for every 100 mm increase in travel											

160折返式前鱼眼后耳轴
160Folding front fisheye rear trunnion

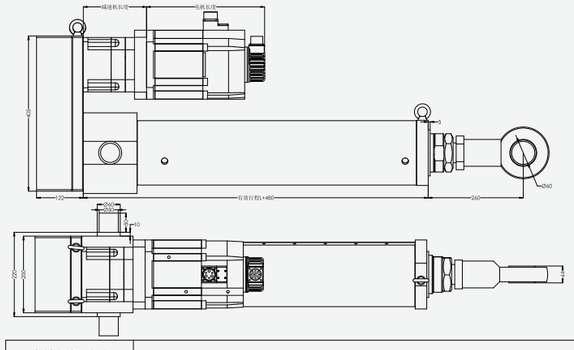

有效行程L(mm) Effective stroke	100	200	300	400	500	600	700	800	900	1000	行程建议(mm) Itinerary suggestion
重量(kg) Weight	117	125.50	134	142.50	151	159.50	168	176.50	185	193.50	≦2000 ...
备注：行程每增加100mm重量增加8.5kg Remarks: The weight of 8.5kg will be increased for every 100 mm increase in travel											

160直连式前鱼眼后耳轴
160Direct connection front fisheye rear trunnion

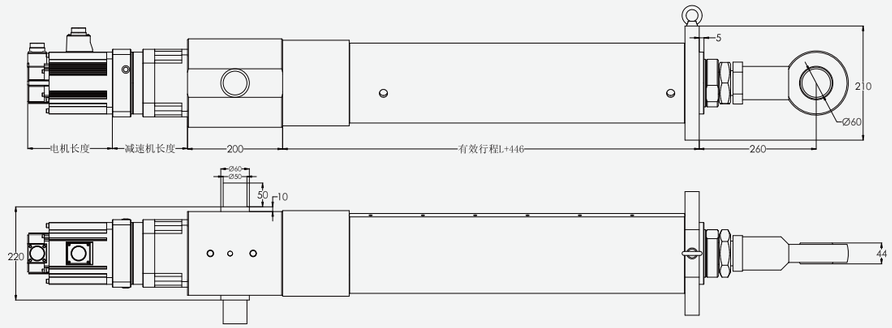

有效行程L(mm) Effective stroke	100	200	300	400	500	600	700	800	900	1000	行程建议(mm) Itinerary suggestion
重量(kg) Weight	117	125.50	134	142.50	151	159.50	168	176.50	185	193.50	≦2000 ...
备注：行程每增加100mm重量增加8.5kg Remarks: The weight of 8.5kg will be increased for every 100 mm increase in travel											

190折返式后法兰
190Folding rear flange

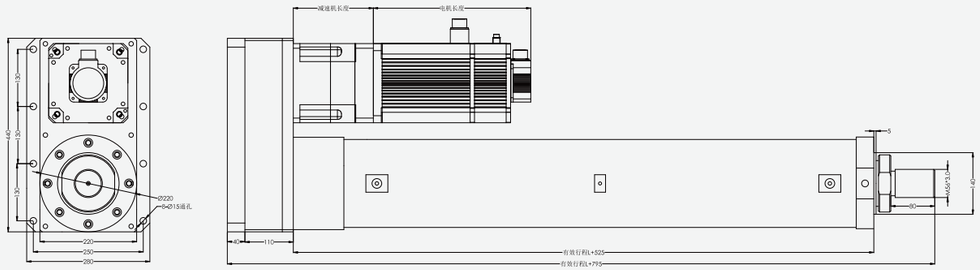

有效行程L(mm) Effective stroke	标准行程 Standard stroke										行程建议(mm) Itinerary suggestion
	100	200	300	400	500	600	700	800	900	1000	≦2500
重量(kg) Weight	295	310	325	340	355	370	385	400	415	430	...
备注：行程每增加100mm重量增加15kg Remarks: The weight of 15kg will be increased for every 100 mm increase in travel											

190缸折返式前法兰
190Folding front flange

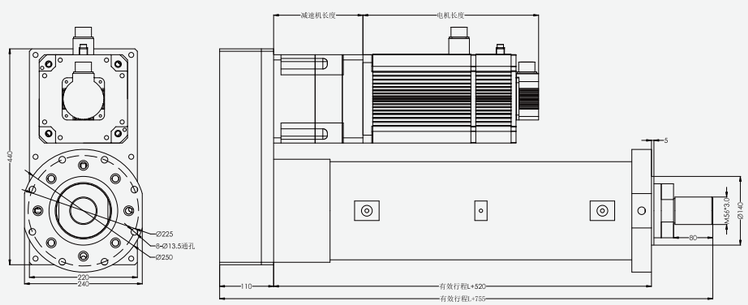

有效行程L(mm) Effective stroke	标准行程 Standard stroke										行程建议(mm) Itinerary suggestion
	100	200	300	400	500	600	700	800	900	1000	≦2500
重量(kg) Weight	280	295	310	325	340	355	370	385	400	415	...
备注：行程每增加100mm重量增加15kg Remarks: The weight of 15kg will be increased for every 100 mm increase in travel											

190折返式前鱼眼后耳轴
190Folding front fisheye rear trunnion

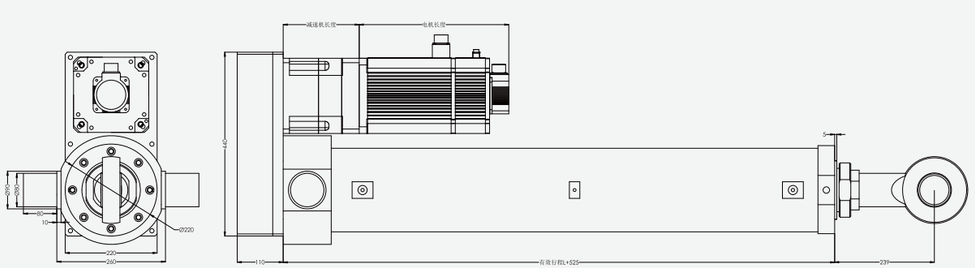

有效行程L(mm) Effective stroke	标准行程 Standard stroke										行程建议(mm) Itinerary suggestion
	100	200	300	400	500	600	700	800	900	1000	≦2500
重量(kg) Weight	280	295	310	325	340	355	370	385	400	415	...
备注：行程每增加100mm重量增加15kg Remarks: The weight of 15kg will be increased for every 100 mm increase in travel											

190直连式前法兰
190Straight front flange

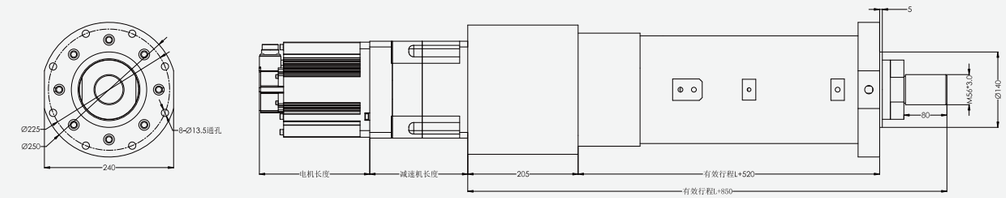

有效行程L(mm) Effective stroke	标准行程 Standard stroke										行程建议(mm) Itinerary suggestion
	100	200	300	400	500	600	700	800	900	1000	≦2500
重量(kg) Weight	280	295	310	325	340	355	370	385	400	415	...
备注：行程每增加100mm重量增加15kg Remarks: The weight of 15kg will be increased for every 100 mm increase in travel											

190直连式前鱼眼后耳轴
190Direct connection front fisheye rear trunnion

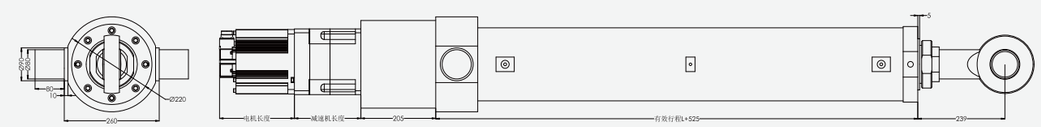

有效行程L(mm) Effective stroke	标准行程 Standard stroke										行程建议(mm) Itinerary suggestion
	100	200	300	400	500	600	700	800	900	1000	≦2500
重量(kg) Weight	280	295	310	325	340	355	370	385	400	415	...
备注：行程每增加100mm重量增加15kg Remarks: The weight of 15kg will be increased for every 100 mm increase in travel											

铸铁滑台系列 CAST IRON SLIDING TABLE SERIES

KKD Series



KKD系列模组核心参数
KKD series module core parameters

KKD50 Series



- 本体宽度:50mm Width
- 最大行程:300mm Max stroke
- 最大荷重:180kg Max payload

KKD60 Series



- 本体宽度:60mm Width
- 最大行程:600mm Max stroke
- 最大荷重:300kg Max payload

KKD86 Series



- 本体宽度:86mm Width
- 最大行程:940mm Max stroke
- 最大荷重:600kg Max payload

KKD

型号表现方式 Ordering Method

KKD 60 10 P E - 400 E A 2 E - F0 C S0

本机型号 Model

尺寸 Nominal width
- 50/60/86

螺杆(BS)导程 Ball screw lead
- 50: 2
- 60: 5, 10
- 86: 10, 20

精度等级 Accuracy class
- P 精密级 Precision
- C 一般级 Normal

滚珠螺杆特殊加工 Ballscrew Special Order
- E 滚珠螺杆特殊加工 Ballscrew Special Order
- 无记号：滚珠螺杆标准型 None: Normal Type

轨道长度 (mm) Rail Length
- 50: 150, 200, 250, 300
- 60: 150, 200, 300, 400, 500, 600
- 86: 340, 440, 540, 640, 740, 940

轨道特殊加工 Rail Special Order
- E 轨道特殊加工 Rail Special Order
- 无记号：轨道标准型 None: Normal Type

限位开关 Limit Switch
- 0 只有极限轨道 Switch Rail Only
- 1 SY-307NA-W
- E 极限开关规格客户指定 Sensor Special Order

铝护盖 Aluminum Cover
- C 铝护盖 Aluminum Cover
- 无记号：无护盖 None: Normal Type

马达连接法兰 Motor Adaptor Flange
- FE 特殊加工 Special processing

滑座特殊加工 Block Special processing
- E 滑座特殊加工 Block Special processing
- 无记号：滑座标准型 None: Normal Type

滑座数量 Number of Blocks
- 1, 2

滑座型式 Block Type
- A 标准型 Normal
- S 轻载型 Short

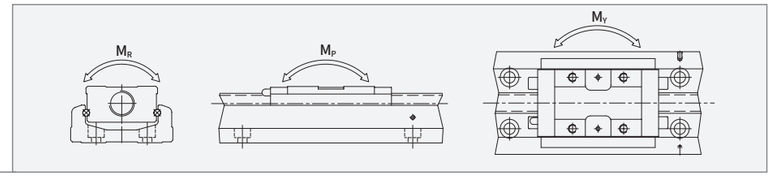

负载规格 Load specifications

型号 Model		滚珠螺杆 Ballscrew: 公称外径 [mm] Nominal Diameter	导程 [mm] Lead	基本动额定负荷 [N] Basic Dynamic Load	基本静额定负荷 [N] Basic Static Load	线性滑轨 Guideway: 基本动额定负荷 [N] Basic Dynamic Load: Block 滑座 A	Block 滑座 S	基本静额定负荷 [N] Basic Static Load: Block 滑座 A	Block 滑座 S	容许静力矩 Static Rated Moment: MP[N-m]: Block 滑座 A1	Block 滑座 A2	Block 滑座 S1	Block 滑座 S2	MY[N-m]: Block 滑座 A1	Block 滑座 A2	Block 滑座 S1	Block 滑座 S2	MR[N-m]: Block 滑座 A1	Block 滑座 A2	Block 滑座 S1	Block 滑座 S2
KKD 5002	精密级 Precision	8	2	2136	3489	8007	-	12916	-	116	545	-	-	116	545	-	-	222	444	-	-
	一般级 Normal			1813	2910																
KKD 6005	精密级 Precision	12	5	3744	6243	13230	7173	21462	11574	152	760	72	367	152	760	72	367	419	838	241	482
	一般级 Normal			3377	5625																
KKD 6010	精密级 Precision		10	2410	3743																
	一般级 Normal			2107	3234																
KKD 8610	精密级 Precision	15	10	7144	12642	31458	-	50674	-	622	3050	-	-	622	3050	-	-	1507	3014	-	-
	一般级 Normal			6429	11387																
KKD 8620	精密级 Precision		20	4645	7655																
	一般级 Normal			4175	6889																

最大速度 Maximum Speed

型号 Model	滚珠螺杆导程 Ballscrew Lead [mm]	轨道长度L2 Rail length [mm]	速度[mm/sec] Speed 精密级 Precision	速度[mm/sec] Speed 一般级 Normal
KKD50	02	150	270	270
		200	270	270
		250	270	270
		300	270	270
KKD60	05	150	550	390
		200	550	390
		300	550	390
		400	550	390
		500	550	390
		600	340	340
	10	150	1100	790
		200	1100	790
		300	1100	790
		400	1100	790
		500	1100	790
		600	670	670
KKD86	10	340	740	520
		440	740	520
		540	740	520
		640	740	520
		740	740	520
		940	610	430
	20	340	1480	1050
		440	1480	1050
		540	1480	1050
		640	1480	1050
		740	1480	1050
		940	1220	870

精度等级 Accuracy Grade

型号 Model	轨道长度 L2 Rail length	定位重现性 Repeatability 精密级 Precision	定位重现性 Repeatability 一般级 Normal	定位精度 Accuracy 精密级 Precision	定位精度 Accuracy 一般级 Normal	行走平行度 Running Parallelism 精密级 Precision	行走平行度 Running Parallelism 一般级 Normal	最大启动扭力[N-cm] Starting Torque 精密级 Precision	最大启动扭力[N-cm] Starting Torque 一般级 Normal
KKD50	150	±0.003	±0.01	0.020	-	0.010	-	4	2
	200								
	250								
	300								
KKD60	150	±0.003	±0.01	0.020	-	0.010	-	15	7
	200								
	300								
	400								
	500	±0.003	±0.01	0.025	-	0.015	-	15	7
	600								
KKD86	340	±0.003	±0.01	0.025	-	0.015	-	15	10
	440								
	540								
	640								
	740	±0.003	±0.01	0.030	-	0.020	-	17	10
	940	±0.003	±0.01	0.040	-	0.030	-	25	10

马达与马达连接法兰 Motor and Motor Adaptor Flange

负载规格 Load specifications

- 高实用及低价格 cheap and fine
- 重现精度 20~25μm (E300mm以内) Repeatability
- 最大速度 30～120mm/s Max speed
- 推力 150～600N Output force



型号表现方式 Ordering Method

KKD 2 60 10 P - 300 A 2 M1 D1 E - F0 C S0

本机型号 Model

规格 Type

1	马达 Motor
2	马达和驱动器 Motor &Motor driver
	无记号：标准型 None: Normal Type

尺寸 Nominal width

50/60/86

滚珠螺杆导程 Ball screw lead

50	2
60	5, 10
86	10, 20

精度等级 Accuracy class

P	精密级 Precision
C	一般级 Normal

轨道长度 (mm) Rail Length

50	150, 200, 250, 300
60	150, 200, 300, 400, 500, 600
86	340, 440, 540, 640, 740, 940

滑座型式 Block Type

A	标准型 Normal
S	轻载型 Short

含极限开关 Limit Switch

S0	只有极限轨道 Switch Rail Only
1	SY-307NA-W
E	极限开关规格客戶指定 Sensor Special Order

C	铝护盖 Aluminum Cover
	无记号：无护盖 None: Normal Type

马达连接法兰 MotorAdaptor Flange (参考第133頁) Refer to page 133

E	滑座特殊加工 Block Special processing
	无记号：滑座标准型 None: Normal Type

驱动器 Actuator

D1	步进马达 Step Motor
D2	伺服马达 Servo Motor

驱动器 Actuator

M1	步进马达 Step Motor
M2	伺服马达 Servo Motor

滑座数量 Block of number

1, 2

使用马达与马达连接法兰 Motor and Flange

马达编号 Motor Selection			型号 Flange Selection		
			KKD50	KKD60	KKD86
伺服电机 Servo Motor	松下电机 Panasonic Servo Motor	MSM3AZ[30W]	F2	F2	F3
		MSM3AZ[50W]			
		MSM01[100W]			
		MSM02[200W]			F1
		MSM04[400W]			
		MSM08[750W]			F4
	三菱电机 Mitsubishi Servo Motor	HC-PQ033[30W]	F1	F1	F2
		HC-PQ053[50W]			
		HC-PQ13[100W]			
		HC-KFS053[50W]	F1	F1	F2
		HC-KFS13[100W]			
		HC-KFS23[200W]			F0
		HC-KFS43[400W]			
	安川电机 Yasukawa Servo Motor	SGMAH-A3[30W]	F1	F1	F2
		SGMAH-A5[50W]			
		SGMAH-01[100W]			
		SGMPH-01[100W]			F0
		SGMAH-02[200W]			
		SGMAH-04[400W]			
	Nema17		F3	F5	
	Nema23		[F-E2]	F4	F6
步进马达 Step Motor	VEXTA	PK24	F3	F5	
		PK26	[F-E2]	F4	F6
		PK54	F3	F5	
		PK56	[F-E2]		F5
	Nema17		F3	F5	
	Nema23		[F-E2]	F4	F6

马达连接法兰 Motor Adaptor Flange

KKD50

Motor Adaptor Flange F0

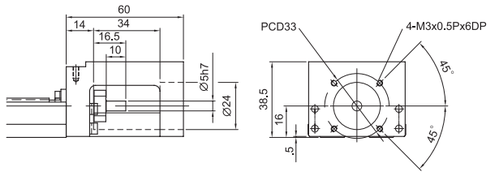

Motor Adaptor Flange F2

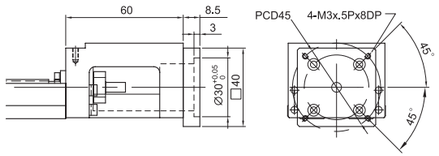

Motor Adaptor Flange F1

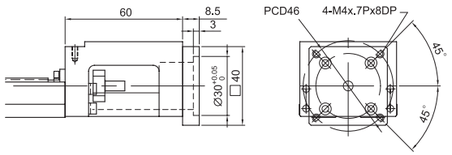

Motor Adaptor Flange F3

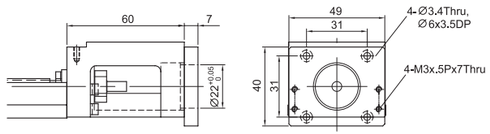

KKD60

Motor Adaptor Flange F0

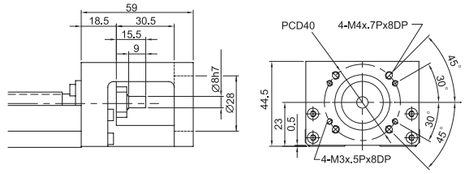

Motor Adaptor Flange F3

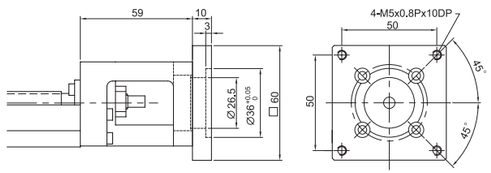

Motor Adaptor Flange F1

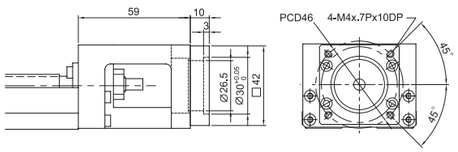

Motor Adaptor Flange F4

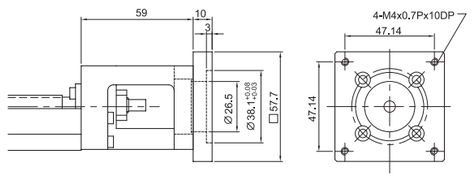

Motor Adaptor Flange F2

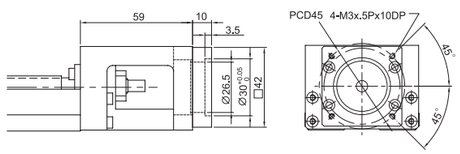

Motor Adaptor Flange F5

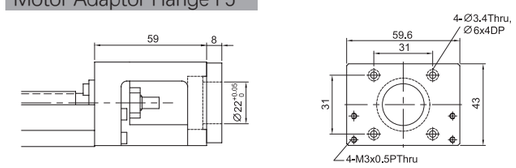

马达连接法兰 Motor Adaptor Flange

KKD86

Motor Adaptor Flange F0

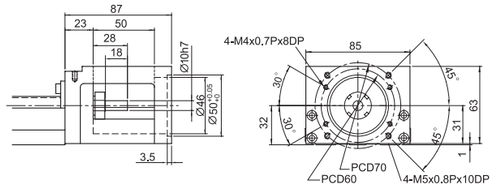

Motor Adaptor Flange F1

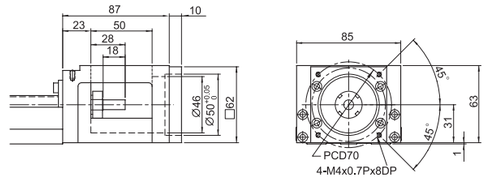

Motor Adaptor Flange F4

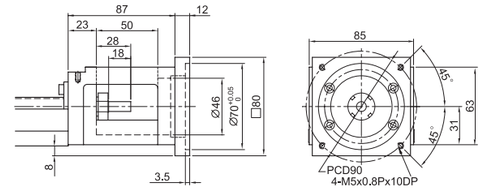

Motor Adaptor Flange F2

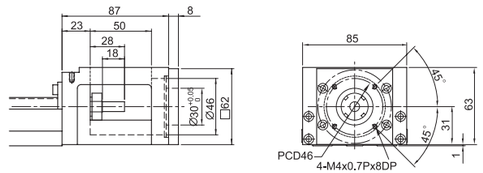

Motor Adaptor Flange F5

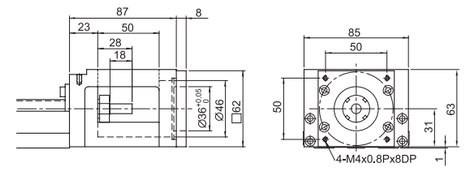

Motor Adaptor Flange F3

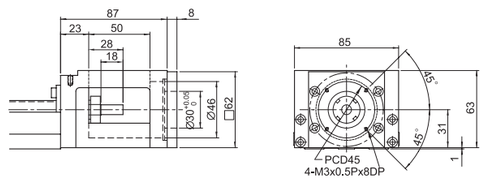

Motor Adaptor Flange F6

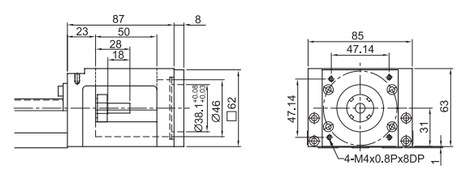

寿命的计算 Life Calculations

线性滑轨 Linear slide rail

$$L = \left(\frac{f_t}{f_w} \cdot \frac{C}{P_n}\right)^3 \times 50\ \text{km}$$

L : 额定寿命 (公里km) Life Rating

f_t : 接触系数 (参考表格1) Contact Coefficient (ref. Table 1)

f_w : 负荷系数 (参考表格2) Loading Coefficient (ref. Table 2)

C : 基本动额定负荷(N) Basic Dynamic Load Rating

P_n : 工作负荷(N) Calculated Loading

表格1 Table 1

滑座型式 Block Type	接触系数 f_t Contact Coefficient
A1, S1	1.0
A2, S2	0.81

表格2 Table 2

工作环境 Operating Condition		负荷系数 f_w LoadingCoefficient
负荷状况 Thrust and Vibration	速度 (V) Velocity	
无冲击力且平滑 No Thrust	低速V <15m/min Low	1.0 ~ 1.5
普通负荷力 Low Vibration	中速15< V < 60m/min Medium	1.5 ~ 2.0
受冲击力及振动 High Vibration	高速V > 60m/min High	2.0 ~ 3.5

滚珠螺杆及轴承 Ball Screw And Bearing

$$L = \left(\frac{1}{f_w} \cdot \frac{C_a}{P_{a,n}}\right)^3 \times 10^6\ \text{rev}$$

L : 额定寿命 (旋转数) Life Rating (rev.)

f_w : 负荷系数 (参考表格2) Loading Coefficient (ref. Table 2)

C_a : 基本动额定负荷(N) Basic Dynamic Load Rating

$P_{a,n}$: 轴向工作负荷(N) Axial Loading

寿命的计算 Lubrication

使用润滑油脂，每运行100公里补充润滑油脂一次。

Re-lubricating the Single Axis Robot every 100km is recommened

滑座数1

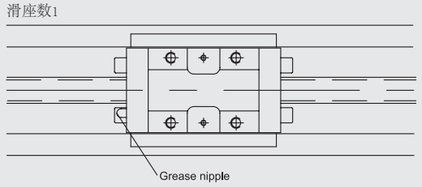

滑座数2

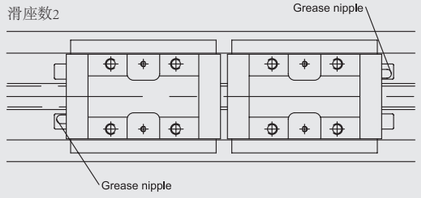

KKD50

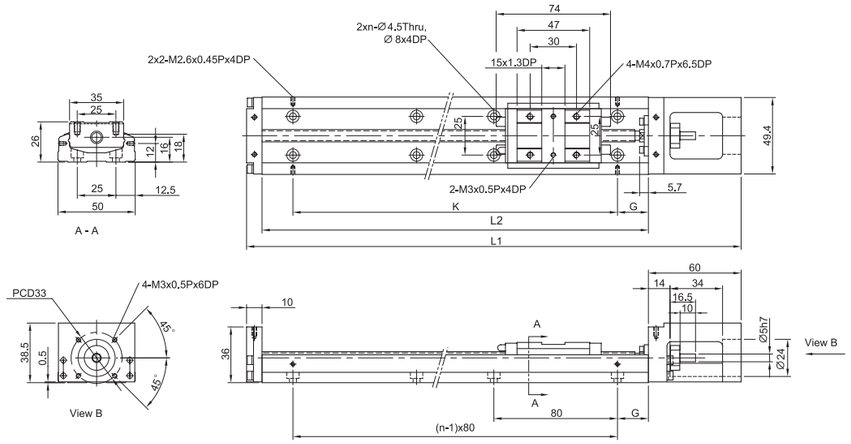

轨道长度 L2(mm) Rail length	全长 L1(mm) Total Length	最大行程 (mm) Maximum Stroke A1 滑座 Block	A2 滑座 Block	G (mm)	K(mm)	n	重量 (kg) weight A1 滑座 Block	A2 滑座 Block
150	220	70	-	35	80	2	1	-
200	270	120	55	20	160	3	1.2	1.4
250	320	170	105	45	160	3	1.4	1.6
300	370	220	155	30	240	4	1.6	1.8

KKD60

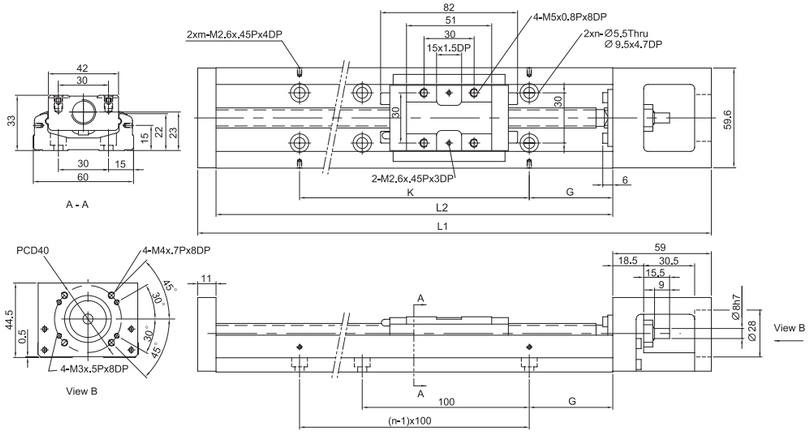

轨道长度 L2(mm) Rail length	全长 L1(mm) Total Length	最大行程 (mm) Maximum Stroke A1 滑座 Block	A2 滑座 Block	G (mm)	K(mm)	n	m	重量 (kg) weight A1 滑座 Block	A2 滑座 Block
150	220	60	-	25	100	2	2	1.5	-
200	270	110	-	50	100	2	2	1.8	-
300	370	210	135	50	200	3	2	2.4	2.7
400	470	310	235	50	100	4	4	3	3.3
500	570	410	335	50	200	5	3	3.6	3.9
600	670	510	435	50	100	6	6	4.2	4.6

KKD 不含护盖 Without Cover

KKD86

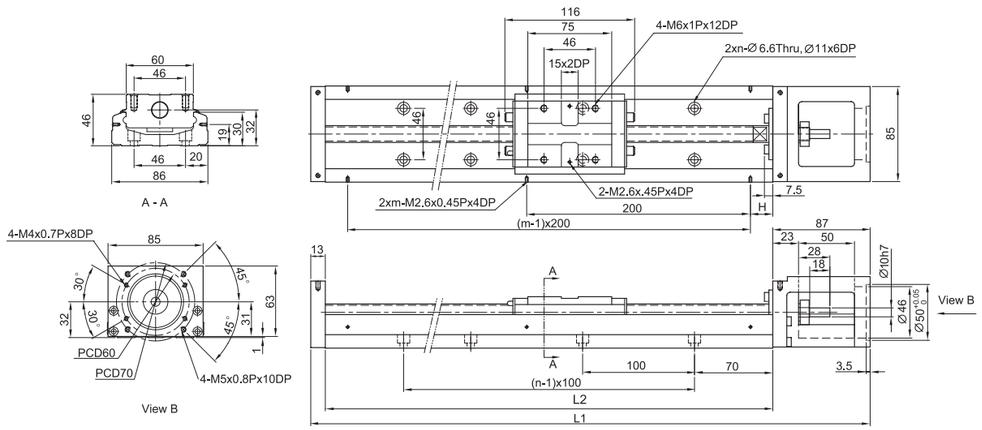

轨道长度 L2(mm) Rail length	全长 L1(mm) Total Length	最大行程 (mm) Maximum Stroke		H (mm)	n	m	重量 (kg) weight	
		A1 滑座 Block	A2 滑座 Block				A1 滑座 Block	A2 滑座 Block
340	440	216.5	108.5	70	3	2	2.7	6.5
440	540	316.5	208.5	20	4	3	6.9	7.7
540	640	416.5	308.5	70	5	3	8.0	8.8
640	740	516.5	408.5	20	6	4	9.2	10.0
740	840	616.5	508.5	70	7	4	10.4	11.2
940	1040	816.5	708.5	70	9	5	11.6	12.4

KKD 含护盖 With cover

KKD50

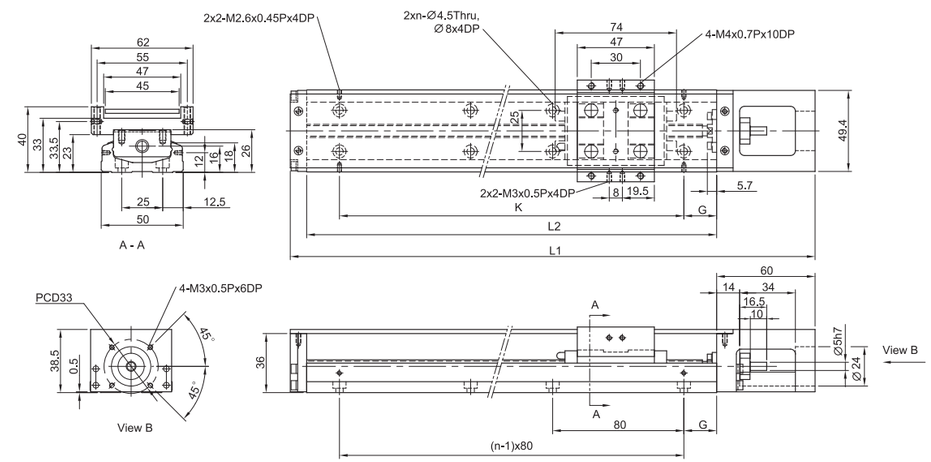

轨道长度 L2(mm) Rail length	全长 L1(mm) Total Length	最大行程 (mm) Maximum Stroke		G (mm)	K(mm)	n	重量 (kg) weight	
		A1 滑座 Block	A2 滑座 Block				A1 滑座 Block	A2 滑座 Block
150	220	70	-	35	80	2	1	-
200	270	120	55	20	160	3	1.3	1.5
250	320	170	105	45	160	3	1.6	1.8
300	370	220	155	30	240	4	1.8	2.0

KKD60

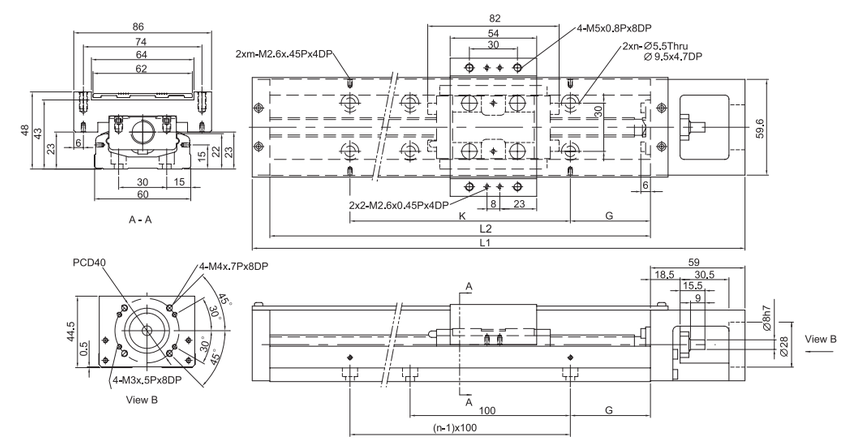

轨道长度 L2(mm) Rail length	全长 L1(mm) Total Length	最大行程 (mm) Maximum Stroke		G (mm)	K(mm)	n	m	重量 (kg) weight	
		A1 滑座 Block	A2 滑座 Block					A1 滑座 Block	A2 滑座 Block
150	220	60	-	25	100	2	2	1.7	-
200	270	110	-	50	100	2	2	2.1	-
300	370	210	135	50	200	3	2	2.7	3.0
400	470	310	235	50	100	4	4	3.3	3.6
500	570	410	335	50	200	5	3	3.9	4.2
600	670	510	435	50	100	6	6	4.6	5.0

KKD

含护盖
With cover

KKD86

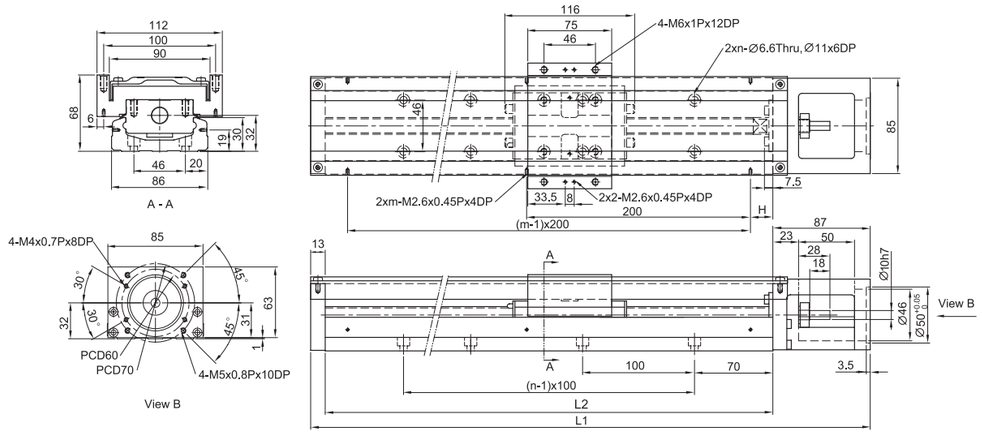

轨道长度 L2(mm) Rail length	全长 L1(mm) Total Length	最大行程 (mm) Maximum Stroke		H (mm)	n	m	重量 (kg) weight	
		A1 滑座 Block	A2 滑座 Block				A1 滑座 Block	A2 滑座 Block
340	440	216.5	108.5	70	3	2	6.5	7.3
440	540	316.5	208.5	20	4	3	7.8	8.6
540	640	416.5	308.5	70	5	3	9.0	9.8
640	740	516.5	408.5	20	6	4	10.3	11.3
740	840	616.5	508.5	70	7	4	11.6	12.4
940	1040	816.5	708.5	70	9	5	13.0	13.8

参考资料 / 信息采集表

REFERENCE MATERIAL/
INFORMATION COLLECTION

WARRANTY
保固期限及范围

Robots are designed and manufactured to be free from defects in materials and workmanship. However,should any failure occur in the robot you purchased, the warranty coverage is as follows.

保固期限 Warranty Period

保固期限有以下 3 项，何者先到就以其作为保固期限依据 。

期限为：

- 由本公司出厂后 12个月。
- 行驶里程10000公里。
- 使用时间 2500 小时。

This warranty is effective for a period of:

- 12 months (one years) after shipment from factory.or
- 10000 km
- 2.500 hours of actual oporation whichever comes first

保固范围 Exceptions to the Warnranty

在保固期间，正常使用下而发生的故障，由本公司负责免費维修，但不包括以下事项：

- 外部油漆剥落及自然褪色。
- 消耗品的更换。
- 地震、风暴、洪水、雷电、火灾或其他自然或人祸造成的损坏。
- 使用者不适当的安装或使用。
- 未经本公司同意而自行改装。
- 使用其他不是真正或未使用指定的润滑油和油脂。
- 不完全或错误的维护和检查。
- 授权经销商以为的维修。

WARRANTY
保固期限及范围

This warranty will not apply in the following cases:

- Fatigue arising due to the passage of time, natural wear and tear occurring during operation(natural fading of panited or plated surfaces, deterioration of parts subjoct to wear).
- Minor natural phenomena which do not effect the capabilties of the robot (noise from computers, motors,etc).
- Damage due to earthquakes,stroms,floods,thunderboltfire or any other natural or man-made calamities
- Troubies caused by procedures prohibited in this manual.
- Modifications to the robot not approced by sales representatives.
- Use of any other than genuine parts and specified lubricant and grease.
- Insufficicntcy or errors in maintenance and inspection.
- Repairs by other than authorized dealers.

另本公司负责自身商品的故障维修，但并不负责因产品故障引起的其他损失。

In addition, our company is responsible for repairing the malfunctions of our own products, but we are not responsible for any other losses caused by product malfunctions.

服务范围 Services Coverage

购买本公司产品，本公司提供您下列服务：

- 指导安装调教及试运转。
- 指导保养维护。
- 操作配线的技术指导及教育。
- 编程的技术指导及教育。

We provide customers with the following services :

- Guide to installation and trial operation.
- Guide to maintenance.
- Guide to wiring technical operation and training.
- Guide to technical programming.

CAUTIONS
使用安全注意事项

产品使用安全注意事项 Product Safety Information

在选建型号及使用电动滑台之前，请熟读“安全注座事项”及“操作说明书”以安全、正确地使用产品。本书注意事项的目的是防止因错误使用电动滑台而引起伤害事故，请正确理解操作手册的各项注意事项 及各种标示，请通守各注意事项。

To ensure correct and safe use of industrial robots. Carefully read this manual and make yourself well acquainted with the combats. FOLLOW THE WARNINGS. CAUTIONS AND INSTRUCTIONS INCLUDED IN THIS MANUAL. Warning information in this manual is shown classified into the following items.

1. 安全记载 Safety Records

产业用的电动滑台是拥有高度程序设计的机械，动作上有很大的自由度，为了能安全正正确地使用电动滑台，以下记载有关安全性指示请务必注意。如果没有执行必要的安全对策操作或错误操作时，不仅会引起电动滑台的故障和损伤，有可能还会造成使用者(包含安装、操作、调整、检查者等)受伤、死亡和重大的事故。

The industrial electric slide is a machine with high programming design and great freedom of movement. In order to use the electric slide safely and correctly, the following safety instructions must be noted. If necessary safety measures are not implemented or misoperation is not carried out, not only will the electric slide malfunction and damage be caused, but it may also cause injury to the user (including installation, operation, adjustment, inspector, etc.) Fatalities and major accidents.

危险 DANGER

如果操作错误，会造成死亡还有重伤，以致危及到生命。

Failure to follow DANGER instructions will resul in severe injury or death to the robot operator，bystanders or pertons inspecting or repairing the robot.

警告 WARNING

如果操作错误，会造成死亡还有重伤可能性。

Failure to follow DANGER instructions will resul in severe injury or death to the robot operator，bystanders or pertons inspecting or repairing the robot.

注意 CAUTION

如果操作错误，有可能造成人员受伤及物品的损伤。

Failure to follow CAUTION instructions may resuit in injury to the robot operator, bystanders or pertons inspecting or repairing the robot and or robot controller.

要点 POINTS

电动滑台操作顺序的要点说明。

Key points of the sequence of operations of the Elecinc Side.

操作说明书无法详细叙述所有关于安全项目的项，故使用务必通照本注意事项，以建立正确的安全知识及判断的能力，有关电动滑台的位置使用的基本法则，规格请参照本书中有关电动滑台的设置。电动滑台向国外出口时警告标记及操作说明书有必要进行变更 。

NOTE

It is not possible to list all safety items in detail within the limited spece of this manual .So it is essential that the user have a full knowledge of base safety rules and also that the operator makes correct judgments on safety procedures during operation.
This manual and warning lables supplied with or affixed to the robot are written in Engiish. If the robot operator or service personnel does not understand English, do not permit that person to handle the robot.

CAUTIONS
使用安全注意事项

2. 特别重要的注意事项 Particularly Importan Considerations

以下是电动滑台操作说明的重要注意事项。另外，在各章有关安装、操作、检查、保养的注意事项皆有记载。这些注意事项请严格遵守。

（一）自动进行时的注意

Observe the following cautions during automatic operation.

- 操作者进入电动滑台可动范围内。为防止在电动滑台的可动部接触而造成受伤，请设定安全防护栅。
- 在安全防护栅的入口，请设计开和急停的连锁装置。
- 请尽量不要从连锁装置入口及外处进出。
- Install a safeguerd (protective encosure) to keep any person from entering within the movement range of the robot and suffering injury due to being struck moving parts.
- Install a safety interiock that triggers emergency stop when the door or panel is opened.
- Install safeguards so that no one can enter inside except from doors or panels equipped with safoty interlocks.

危险 DANGER

如果接触正在运行的电动滑台，有可能会造成重伤。
- 自动运行时，不要进入电动滑台安全防护栅。
- 进入安全防护栅时，要按急停按钮。

Serious injury or death will result from impact with moving robot.
- Keep outside of guard during operabion.
- Lock out power brfore approaching robot.

（二）注意手被夹

Attention to hand sandwiched.

操作电动滑台等时，在可动部请注意不要夹到手 。

Use caution to prevent hands or fingers from being pinched or crushed.

警告 WARNING

有可能夹伤。
手等不要靠近电动滑台的可动部份。
请与电动滑台的可动部分保持距离。

Moving parts can pinch or crush.
Keep hands away from robot arms.

（三）关于操作说明

Follow the instructions on listed on warning labels and in this manual

- 电动滑台安装前，必须读操作说明，请按照上面的批示进行作业、操作。
- 读了操作说明后，进行操作之前，请再读一次「产品使用安全注意」。
- 本操作说明书中没有写安装、调整、检查、维护、操作等，请不要操作。
- ☒Be sure to read the wraning labels and this manual carefuly and make sure you throughly understand their contents before attempting installation and operation of the robot
- ☒Before starting robot operation,be sure to reread the procedures and cautions relating to your work as well as descriptions in this chapter (product Safety Information)
- Never install, adjust inspect or service the robot in any manner that does not comply with the instructions in this manual.

警告 WARNING

如果错误安装操作电动滑台的话，可能会造成重伤。安装、操作之前，必须详读操作说明书。

Improper instaintion or operation can result in serious inpury or death.
Read the owner's manual and all warning labels before operation.

CAUTIONS
使用安全注意事项

（四）禁止在可燃性气体等环境中使用
Do not use the robot in environment containing flammable gas etc.

警告 WARNING

■本电动滑台没有防爆规格。
■请不要在可燃性气体、可燃性粉末、引火性液体等环境裡使用，有爆发、引火的可能性。

■ This robot was not designed for operation in environments where inflammable or explosive substances.
■ Do not use the robot in environments containing inflammable gas, dust or liquids. Otherwise explosions or fire might be happen.

（五）禁止在有电磁妨害等可能的情况下使用
Do not use the robot in situations where there is a possibility of electromagnetic interference.

警告 WARNING

在有电磁伤害、静电气放电、无线磁波妨害的场所，请不要使用电动滑台，电动滑台的错误操作会造成危险。

Do not use an electric slide in areas with electromagnetic injury, static electrical discharge, or wireless magnetic wave interference. Incorrect operation of the electric slide can cause danger.

（六）解除垂直规格电动滑台（上下轴）煞车时的注意
Use caution when releasing the brake of vertical use robot.

警告 WARNING

解除刹车的话，有上下轴下滑的危险。
■按急停按钮后，解除刹车之前，请用挡块挡住上下轴。
■进行解除刹车直接示教时，请注意保护不要被夹在上下轴和架台之间。

The vertical axis will slide down when the brake is released,causing a hazardous situation.
■ Press the emergency stop button and prop up the vertical axis with a support stand before releasing the brake.
■ Be careful not to let your body get caught between the vertical axis and installation base when releasing the brake to perform direct teach.

（七）取出马达时的注意点（垂直规格）
Use caution when removing the motor.(Vertical use robots)

警告 WARNING

如果取出马达的话，会有上下轴滑落的危险。
■先切断控制器电源，马达取出前请用挡块挡住上下轴。
■请注意尽量不要让身体夹在上下轴驱动部及上下轴和架台之间。

■ The vertical axis will slide down when the motor is released,causing a hazardous situation.
■ Tum off the robot controller and prop up the vertical axis with a support stand before removing the motor.Be careful not to let your body get caught between the vertical axis parts and instaillation base.

（八）控制器检查时的注意点
Take the following safety precautions during inspection of controller.

警告 WARNING

■在控制器检查、接触控制器外侧端子、接续接线柱的情况时，为了防止触电请切断控制器电源，也切断供电源。
■绝对不能接触控制器内部。

■ When you need to touch the terminats or connectors on theoutside of the controller during inspection, always first turn off the controler powe switch and also the power source in order to prevent possible electrical shock.
■ Never touch any intenal parts of the controifer.

CAUTIONS
使用安全注意事项

（九）处理电动滑台的损伤及异常
Consult with us for corrective action when the robot is damaged or malfunctions occur.

警告 WARNING

■电动滑台有损伤及异常情况发生时，使用是危险的，请立即停止使用，并与本公司联络。
■钢带、滚轮、润滑油为消耗品，建议一年更换一次。

■ If any part of the robot is damaged or any maifunction occurs continuing the operaition may be very dangerous. Please consult with your sales office or dealer for corrective action.
■ Steel strip, roller and lubricant are consumables. We suggest to replace once a year.

（十）接触马达及减速机箱的高温部注意点
Be careful not to touch the motor or speed reduction gear casing when hot.

警告 WARNING

自动运转后的马达及减速机箱将会达到高温，如果接触的话，有可能会造成烧伤。进行接触检查等情况时，请先切断控制器电源，由于温度会随著时间下降，请在确认温度下降后再接触。

The motor and speed reduction gear casing are extremely hot after automatic operation,so burns may occur if these are touched.Before handling these during inspection or servicing,turn off the controller,wait for a while and check that the part has cooled.

（十一）禁止除去、改变及损害警告标志
Do not remove, alter or stain the warning labels.

警告 WARNING

■私自除去警告标记，可能会因没有看到警告而引起事故。
■请不要用附近的机器来遮挡住电动滑台上的警告标记。
■请确保警告标记的图案、文字从安全防护栅外可以十分明显看到。

■ Do not remove, alter or stain the warning labels on the robot.
■ Do not allow the warning labels to be hidden by devices installed onto the robot by the user.
■ Provide proper lighting so that the symbols and instructions on the warning labels can be clearly seen even from outside the safeguard enclosure.

（十二）保护结合
Protective bonding.

警告 WARNING

为了防止静电，请务必将电动滑台和控制器接地。
Be sure to ground the robot and controller to prevent electrical.

（十三）注意参数的设定
Be sure to make correct parameter settings.

警告 WARNING

允许惯性因素及先端质量，请适当保持电动滑台加速度的运动。不能保持的情况下，会引起驱动部早期的寿命下降、破损及定位时残留振动。

The robot must be operated with correct tolerable moment of inertia and acceleration coefficients according to the manipulator tip mass and moment of inertia. If these are not correct, drive unit service life may end prematurely,and damage to robot parts or residual vibration during positioning may result.

CAUTIONS
使用安全注意事项

3. 电动滑台的安全功能 Robot Safety Functions

(一)过负载检出
Overload detection.

检验马达的超负载，切断伺服电源。

This function detects an overload applied to the motor and shuts off the servo power.

(二)外部极限SENSOR
Soft limits.

在设定各轴和外部极限 SENSOR 的状态下，原点复归后限制手动运转、自动运转时的动作范围。另外，根据外部极限 SENSOR 来限制的区域叫做动作范围。

Soft limits can be set on each axis to limit the working envslope in manual operation after return-to-orgin and during automatic operation
Note: The working envelope is the area limited by soft limits.

(三)机械挡块
Mechanical stoppers

机械挡块是为了防止超越轴的可动范围而设置的，可在切断伺服电源高速移动时进行急停、安全功能等，回转轴部分则没有机械挡块设计。机械挡块限制的领域也可叫做可动范围。

If the servo power is suddenly shut off during high-speed operation by emergency stop or safety functions,these mechanical stoppers prevent the axis from exceeding the movement range.No mechanical stopper is provided on the rotating axis
Note: The movement range is the area limited by mechanice stoppers.

警告 WARNING

轴移动时，因急停操作，安全功能等，即使切断伺服电源，轴也不能马上停止而设制所以请注意。
Axis movement will not stop immediately after the servo power supply is shut off by emergency stop or other safety functions

(四)垂直规格(上下轴)煞车
Vertical axis brake

垂直规格（上下轴）是断开伺服电源时，为了防止滑台的下滑而附加的电磁刹车，在关闭控制器电源及接上控制器电源时，上下轴伺服断开时，采用刹车。

An electromagnetic brake is installed on the vertical use robot to prevent the vertical axis from sliding down when servo power is turned off. This brake is working when the controller is off or the vertical axis servo power is off even when the controller is on. The vertical axis brake can be released by means programming unit or by a command in the program when the controller is on.

警告 WARNING

刹车释放时垂直轴会向下滑动，而产生危险。
■先压急停钮及支撑垂直轴再松开刹车。
■在释放刹车的时候，请小心不要让身体介于垂直轴和架台之间。

The vertical axis will slide down when the brake is released,creating a hazardous situation.
■ Press the emergency stop button and prop the vertical axis with a support stand before releasing the brake.
■ Use caution not to let your body get caught between the vertical axis and installation base when releasing the brake to perform direct teach.

CAUTIONS
使用安全注意事项

4. 系统的安全措施 Safety Measures for the System

组装融入电动滑台的自动系统时，比起电动滑台单体而言，系统引起的危险更增多。对系统制造者而言，务必求得与各个系统相匹配的安全措施。与系统的安全措施、操作、维护等相关的，请系统制造者适当操作。

When assembling an automatic system integrated into an electric slide, the risks caused by the system are more significant compared to individual electric slide units. For system manufacturers, it is essential to find security measures that match each system. Regarding the safety measures, operation, maintenance, etc. of the system, please ask the system manufacturer to take appropriate actions.

5. 试运转 Trial Operation

进行机器人的安装、调整、检查、维护、修理等后，请按下列顺序进行试运转。

After making installations, adjustments, inspections, or maintenance or repairs to the robot,make a trial run using the following procedures.

(一)安装后没有准备安全防护栅的场合
If a safeguard enclosure has not yet been provided right after installation of the robot.

张开缆和锁的可动范围的外侧来拉绳，以代替安全防护栅，请严格遵守下面的事项：
1. 支柱是不容易动的。 2. 从周围能够容易辨识。 3. 在容易看的位置标示出禁止进入运转中，作业者不能进入可动范围内。

If a safeguard enclosure has not yet been provided right after installation of the robot, rope off or chain off around the movement area of the manipulator in place of the safeguard,and observe the following points.
1.Use sturdy, stable posts which will not fall over easily.
2.The rope or chain should be easily visible by everyone around the robot.
3 .Place a sign to keep the operator or other personnel from entering the movement range of the manipulator.

(二)插入控制器电源前的确认
Check the following points before turning on the controller.

1. 滑台机器人是否正确安装。
2. 电气是否正确安装。
3. 和接地等的接续是否适当。
4. 和周边滑台的接续是否适当。
5. 有没有安全防护对策（安全防护栅等）的措施。
6. 设置环境是否在指定环境内。

1.Is the robot securely and correctly installed?
2.Are the electrical connections to the robot correct?
3.Are items such as air pressure correctly supplied?
4.Is the robot correctly connected to peripheral equipment?
5.Have satety measures (sateguard enclosure, etc.) been taken?
6.Does the installation environment meet the specified standards.

(三)插入控制器电源后的确认
After the controller is turned on, check the following points from outside the safeguard enclosure.

插入控制器电源后确认以下事项：
1. 启动、停止、选择模式等按键，是否能正常启用。
2. 通过转动各轴，能否限制软体极限。
3. 最终的效果能否通过计划进行。
4. 和最终的效果、周边机器信号的交换是否正常。
5. 紧急停止能否运行。
6. 示教器及演示的功能是否正常。
7. 安全防护及连接装置功能是否能通过。
8. 自动运转时能否进行适当的动作。

After the controfier is turned on, check the foliowing poinis from outside the sateguard enciosure
1. Does the robot start and stop as intended? Can the operation mode be selecied correcty?
2. Does each axis move as intended within the soft limits?l
3. Does the end effector move as intended?
4. Are the signael transmissions to the end effector and peripheral equipment correct?
5. Does emargenay stop work?
6. Are the teaching and playback functions normal?
7. Are the safeguard enciosure and interlock warking as intended?
8. Does the robot move correctly during utonatic operation?

CAUTIONS
使用安全注意事项

6. 在安全防护栅内作业 Work Within The Safeguard Enclosure

（一）在安全防护栅内作业
Work within the Safeguard Enclosure

（一）在安全防护栅内作业 Work within the safeguard enclosure

在安全防护栅中作业时，除了以下的例外，必须切断控制器的电源，工作中应做明显标志以确保其他作业者不操作控制器的电源开关、操作盘等。

1）外部极限 SENSOR 的设定。

2）示教。

1. 作业时，请按下面各项注意事项的顺序进行。

2. 请参照以下的（二）。

When work is regulared inside the safeguard enclosure,always tum off the controller and place a sign indicating that the robot is being adjusted or serviced in order to keep any other person from touching the controller switch or operation panel,except for the following cases

1)Soft limit settings

2)Teaching

1), follow the precautions and procedure for each section when working

2),refer to the description in (2) below

（二）教导
Teaching

（二）教导

教导在安全防护内进行时请依照以下进行：

1) 在防护栅外请从以下几点来确认。

1. 凭目视确认安全防护栅内有无危险。

2. 手持编程器是否为正常动作。

3. 电动滑台有无故障。

4. 紧急停止装置是否可正常运作。

5. 教导器模式下禁止自动运转。

2) 切勿进入机械手之安全防护罩的动作范围。

(2)Teaching

When performing teaching within the safeguard enclosure, comply with the instructions listed below

Check or confirm the following points from outside the safeguard enclosure.

1.Make sure that no hazards are present within the safeguard enclosure by a visual check.

2.Check that the programing unit MPB or DPB operates correctly

3.Check that no failures are found in the robot.

4.Check that emergency stop works correctly.

5.Select teaching mode and prohibit automatic operation.

7. 自动运行 Automatic Operation

（一）进行运转前的确认
Automatic operation described here includes all operations in AUTO mode.

进行运行前请确认下面事顶：

1. 安全防护栅内没有人。

2. 手持教导器、工具等在指定的位置。

3. 显示滑台还有周边的机器的异常，是否由灯泡等来显示。

4. 安全防护栅被设置、互锁等功能起作用。

CAUTIONS
使用安全注意事项

Never enter the movement range of the manipulator while within the safeguard enclosure.

(1) Check the following before starting automatc operation.

1.No one is within the safeguard enclosure.

2.The programming unit and tools are in their specified locations.

3.The alarm or error lamps on the robot and peripheral equipment do not flash.

4.The safeguard enclosure is securely installed with safety interiocks actuated.

（二）进行时及异常情况发生
Observe the following during automatic operation or in cases where an error occurs.

1) 运行开始后，运行状态、自动运行时根据指示灯来确认。

2) 运行时，绝对不许进入安全防护栅内。

3) 电动滑台还有周边机器发生异常情况等，进入防护栅内时，进入前请按以下的顺序。

1. 按紧急停止开关、电动滑台紧急停止。

2.启动开关等表示开始作业，进行应急措施等，采取措施以防止作业员以外的人去操作电动滑台。

1) After automatic operation has started, check the operation status and warning lamp to ensure that the robot is in automatic operation.

2) Never enter the safeguard enclosure during automatic operation.

3) if an error occurs in the robot or peripheral equipment, observe the following procedure before entering the safeguard enclosure.

1.Press the emergency stop button to set the robot to emergency stop.

2.Place a sign on the start switch, indlicating that the robot being inspected in order to keep any other person from touching the start switch and starting the robot.

8. 调整、检查等 Adjustment and inspection

本操作说明书里没有写的安装、调整、检查、维护等，请不要进行操作。

Do not attempt any repair, parts replacement and modification unless described in this manual,These works require technical knowledge and skill, and may also involve work hazards.

9. 修理、改造等 Repair and Modification

本操作说明书里没有列出修理、零件的更换以及改造等。以上动作需拥有专业知识，请不要任意进行，可能会发生危险。

Do not atfempt any repait,parts repiacement and modification unless described in this manual These works roquire technical knowledge and skill, and may also invoive work hazards.

MEASURING TOOLS
量测工具

1. 检测平行度 / 等高度 Parallelism Testing / Height Testing



使用量具 Measuring Tools

百分表、千分表 Dial gauge/Dial Indicator

量测方法 Measuring Methods

1. 将产品固定于花岗石上 Fix the product on the granite.
2. 将量具固定于产品滑座 Fic the measuting tools on the actuator's sider.
3. 如照片方式量测 As photo diaplay.
4. 并用录影方式存档备查 Recorded for future reference.

2. 检测行走直线绝对精度 Absolute Straightness Accuracy Testing

使用量具 Measuring Tools

雷射干涉仪检测 Laser Interferometer Detection.

量测方法 Measuring Methods

1. 将产品固定于花岗石上 Fix the product on the granite.
2. 将量具固定于产品滑座 Fasten the gage to the product slide.
3. 如照片方式量测 As photo display
4. 并列印测试报告Print the test report as a recoder.

3. 检测重复定位精度 Absolute Straightness Accuracy Testing

使用量具 Measuring Tools :

雷射定位检测 Laser Position Detection

量测方法 Measuring Methods:

1. 将产品置于花岗石上 Fix the actuatoron granite.
2. 运用雷射照射反射原理，对准于滑座端面，检测之重复定位精度
Use laser to align the slider's side to the detect the repeatability accuracy.
3. 如照片方式量测 As photo display.
4. 并用录影方式存档备查 Record it as a reference.

4. 检测动力驱动情况以马达电流值为检测标准 Power Drive Situation Testing by Motor Electric Current.

使用量具 Measuring Tools :

三菱伺服驱动器 Mitsubishi Servo Driver 100W、200W、400W、750W

量测方法 Measuring Methods

1. 将产品固定于花岗石上Fix the achustor on grantiei.
2. 安装相应马达 Fix the meaturing tools on the actuator's sider.
3. 如照片方式量测As photo display
4. 并用录影方式存档备查 Record it as a reference.

5. 检测顺畅度 Smoothness Testing

使用量具 Measuring Tools :

推拉力检测器 Pull Tension Gauge

量测方法 Measuring Methods :

1. 将产品固定于花岗石上 Fix the actuator on granite.
2. 用推拉力检测器推动滑座 Push the slider using pull tension gauge.
3. 如照片方式量测 As photo displsy.
4. 并用录影方式存档备查 Record it as a reference.

MEASURING TOOLS
量测工具

6. 检测皮带张力 Belt Tension Testing

使用量具 Measuring Tools :

皮带张力量测仪 Pull Tension Gauge

量测方法 Measuring Methods :

1. 将产品固定于花岗石上Fix the actuator on granite.
2. 用手拨动皮带并用张力量测仪器，量测皮带振波（张力）
Use belt tension gauge to test the vibration of the belt.
3. 如照片方式量测 As photo display.
4. 并将测量数据记录于出厂报告书Record it on shipping testing.

7. 检测噪音值 Decibel Testing



使用量具 Measuring Tools :

分贝量测仪器 Decibel Meter

量测方法 Measuring Methods :

1. 将产品置于花岗石上 Fix the actuator on granite.
2. 检测距离 300mm Decibel meter put at the distance of 300mm.
3. 用马达驱动产品并以高转速量测
Use motor to drive actuator in high speed.
4. 如照片方式量测 As photo dspiay.
5. 并将测量数据记录于出厂报告书 Record it on shipping testing.

8. 测量用花岗石平台 Measuring Tool:Granite Platform



花岗石规格 Granite Specifications

1.Size:1295mm*600mm*140mm

2.Size:4020mm*800mm*300mm

9. 入料品检量测 Material Testing



使用量具 Measuring Tools :

1. 三次元检测机 3D Inspection Testing Machine.
2. 电子式游标卡尺、游标卡尺 Electronic vernier caliper, Vernier caliper.
3. 内径分离卡、外径分离卡 Inside micrometer, Outside micrometer.
4. 高度仪、垂直仪 Altimeter, Vertical meter.
5. 电子式水平仪 Electronic level meter.
6. 百分表、千分表 Dial Gauge、Dial Indicator.
7. 卷尺、钢尺Steel tape、Steel ruler.

量具校验标准 Measuring tools calibration standards

块规、环规（定期委外校验合格）
Block gauge, ring gauge (regularly qualified)

品检室 QC Room :

1. 运用空调系统控制温、湿度，以确保量测稳定
Control temperature and humidity to keep the stability of the measurment.
2. 量具定期校验
Measuring tools calibrate regularly.

REFERENCE MATERIALS FOR TECHNICAL TERMS
技术用语参考资料

外部环境的温度定义 External environment temperature definitio

1. 标准温度规范：0° ~ 40°
1.Standard temperature specification0°-40°

2. 可特注对应：-20° ~ 80° * 需特注使用特殊油脂。
2.Customized temperature:-20°-80°special grease customization need to follow customization process .

滑台平面度与真直度的基准值 Flatness and Straightness Standard

平面度标准：将滑台固定于平面上，本体安装基准面与滑座基准面的平行度小于 0.1mm/M。
Flatness: Fixed the actuator on the measuring plate and measure the parallelism of the datum pane of the carriage and mounting surface of the actuator. which should be less than 0.1 mm/M·

直线度标准：将滑台固定于平面上，滑座基准面与外部直线基准规的平行度小于 0.1mm/M。
Straightness:Fixed the actuator on the measuring plate and measure the perallelism of the datum plane of the carriage and straightness gauge. which should be less than 0. 1mm/M

* 上述值为测试环境温度设定于 26℃ ± 2℃ 的参数。
The values above are for the test environment temperature set at 26°±2°.

* 上述值为任意位置取 1 米做量测，平面度标准需于 ±0.05 以内 。
The values above are for measuring 1m of any location and the standard of flatness must to be less than 0.05mm .

平面度测试方法
Flatness Testing Method

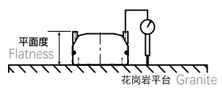

直线度测试方法
Straightness Testing Method

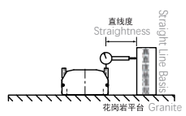

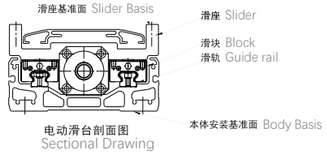

电动滑台剖面图
Sectional Drawing

惯量计算 Equation of Moment of Inerisa Calcuiation

一般情况下，加工治具及工件并非单一形状，计算起来不容易，计算时往往装分解成几个单一形状的惯量，最后再累加各惯量，以下是几个单一形状物的惯量计算方法。
Usually, the processing fixtures and workpieces are not of a single shape, so it is not easy to calculate. When calculating, they are often decomposed into several single inertias, and finally add up the inertias. The following is the inertia calculation method of several single-shaped objects.

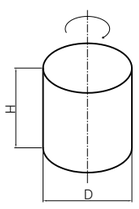

1. 圆柱体力矩惯量计算：
1. Moment or inertia for cylinder :
它有一个旋转的中心，我们作为下列假设：
The moment of inertia (J) for a cylinder having a rotation center such as shown below is given by

$$J = \frac{P\pi D^4 h}{32\times 980} = \frac{WD^2}{8g}\ (kgf \cdot cm \cdot sec^2)$$
$$= \frac{mD^2}{8}\ (Kgm^2)$$

P= 密度 Density (kg / cm³)
g= 重力加速度 Gravitational acceleration (cm / sec²)
W=圆柱的重力 Weight of cylinder (kgf)
m= 圆柱的质量 Mass of cylinder (kg)

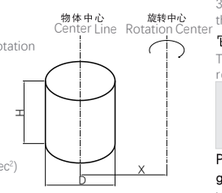

3. 当目标的中心偏离了旋转中心的计算：
3.When the object's center line is offset from the rotation center :
它有一个旋转的中心，我们作为下列假设：
The moment of inertia (J) for a cylinder having a rotation center such as shown below is given by

$$J = \frac{P\pi D^4 h}{32} = \frac{P\pi D^4 h}{4} = \frac{WD^2}{8g} + \frac{WX^2}{G}\ (kgf \cdot cm \cdot sec^2)$$
$$= \frac{mD^2}{8} + mX^2\ (Kgm^2)$$

P= 密度 Density (kg / cm³)
g= 重力加速度 Gravitational acceleration (cm / sec²)
W=圆柱的重力 Weight of cylinder (kgf)
m= 圆柱的质量 Mass of cylinder (kg)

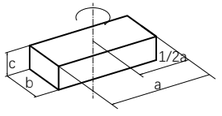

2. 矩形平行六面体力矩惯量计算：
2. Moment of inertia for rectangular parallelepiped :
它有一个旋转的中心，我们作为下列假设：
The moment of inertia (J) for a cylinder having a rotation center such as shown below is given by

$$J = \frac{Pabc(a^2+b^2)}{12} = \frac{W(a^2+b^2)}{12g}\ (kgf \cdot cm \cdot sec^2)$$
$$= \frac{M(a^2+b^2)}{12}\ (Kgm^2)$$

P= 密度 Density (kg / cm³)
g= 重力加速度 Gravitational acceleration (cm / sec²)
W=圆柱的重力 Weight of cylinder (kgf)
m= 圆柱的质量 Mass of cylinder (kg)

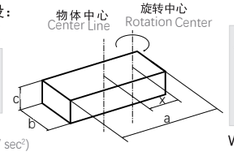

$$J = \frac{Pabc(a^2+b^2)}{12} + \frac{PabGcX^2}{G}$$
$$= \frac{W(a^2+b^2)}{12g} + \frac{WX^2}{G}\ (kgf \cdot cm \cdot sec^2)$$
$$= \frac{M(a^2+b^2)}{12} + mX^2\ (Kgm^2)$$

W= 棱体重力Weight of prism (kgf)
m= 棱体的质量Mass of prism (kg)

REFERENCE MATERIALS FOR TECHNICAL TERMS
技术用语参考资料

负载力臂长度 Overhang Load Length

负载力臂长度是代表滑座可承受伸出的最长距离，从电动滑台上的滑座延伸出去的负载力臂超过容许值时，会造成异常的振动及整定时间增加，所以请务必遵守负载力臂长度的限制。
An overhang load length is specified for a sider-type actuator to indicate the length of overhang (offset)from the actuator. When the length of an object mounted to the slider actuator exceeds this length. It will generate vibration and increase the setting time. So pay affention to the allowabe overhang length as well as the allowable dynamic moment.

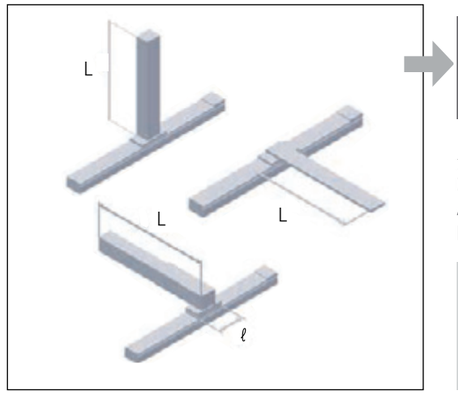

滑座长度决定了负载力臂长度。
The allowable overhang load length is determined by the slider length.

负载力臂超过容许值时，会造成异常的振动及整 定时间增加，所以请务必遵守负载力臂长度的限制。
An overhang that exceeds the allowable overhang length will generate vibration and increase settling time.

L/ ℓ = 5以内
* 搭配CCD做计测试用时。请尽量控制在3-4之间 。
Between 3 to 4 for a camera equipped

●参考 For example
L/ ℓ =12 加工机) Mechanical Machine
L/ ℓ =3 计测机) Measuring Machine
L/ ℓ =5 一般机) (取放作业) Robot

容许负荷力矩 Allowable Dynamic Moment

MP、MY、MR, 3 个方向的力矩均不相同。超过容许值得使用状态，线性滑轨的寿命会降低。若无法在容许值内使用，请务必在外部加装容许负荷力 矩是表示依据线性滑轨的走行寿命为基准所计算出滑座上可承受的最大的负荷力矩，不同规格的电动滑台上滑轨所承受的辅助线性滑轨。
The allowable dynamic moment is the maximum offset load exerted on the sider, calculated from the guide service life.
The direction in which force is exerted on the guide is categorized into 3 directions-MP(pltch),MY(yaw).MR (roll)- the tolerance for each of which are set for each actuntor.
Applying a moment exceeding the allowable value will reduce the service life of the actuator. Use an auxiliary guide when working within or in excess of these tolerances

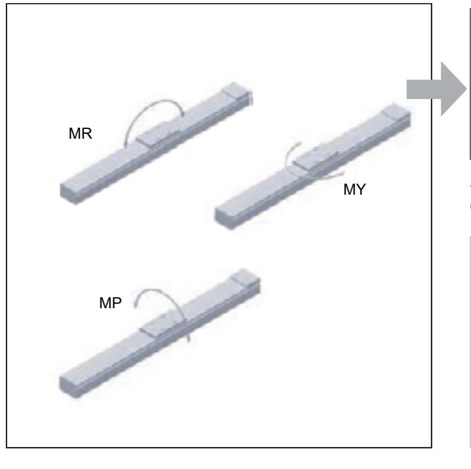

容许负荷力矩是依据线性滑轨的走行寿命为基准所计算出来的。
The allowable dynamic moment is calculated from the service life of the guide.

使用上超过容许值。会大幅降低电动滑台的使用寿命。
Over the moment would reduce the life of actuator.

* 容许负载力矩是依据以下的基准计算出来。
Moment is based on the following basis.

M(N.m)=W(kg)×L(m)×9.8

W(kg)=重心位置的重量
W:Load
L(m)=回转中心到重心的距离
L:diatance from workpoint to the center of gravity of payload.

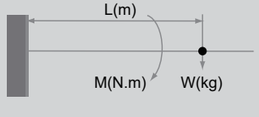

导程精度 Lead Accuracy

精密滚珠螺杆，以 JIS 规格为基准，各特性之定义与容许值如下：
PMI's precision ground baliscrews are controlledin accordance with JIS B 1192.
The permissible values and definitions of each part are shown below.

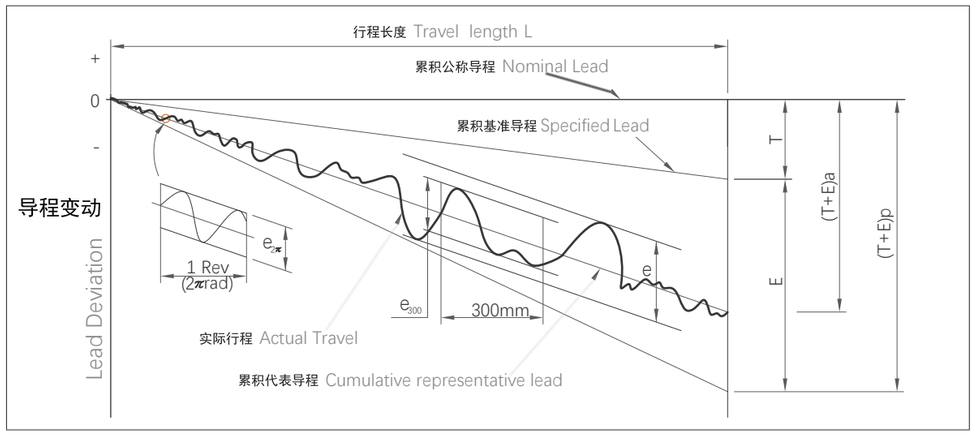

图 1 导程量测曲线 Fig.1 Lead measurement curve

图 Table 1 导程曲线各名词定义 Terms

T + E	累积代表导程 Cumulative Representative Lead	为一直线，代表实际累积导程的倾向。这是以雷射检测后的数据经最小平方值方法算出。 Cumulative representative lead. A straight line representing the tendency of the cumulative actual lead. This is obtained by least square method and measured by laser system.
P		容许值。 Permissible value.
a		实际测量值。 Actual value.
T	累积基准导程 指定目标值 Specified Travel Specify The Target Value	在有效螺纹范围内，累积基准导程减累积公称导程的差谓之。亦即考虑运转时热膨胀、弹性变形等因素，而事先交累积公称导程于正负方向加以补正，并据此製作螺杆，其值依实验或经验而定。 Specified travel. This value is determined by customer and maker as it depends on different application requirements.
E	累积代表导程之误差 Cumulative Representative Lead Error	累积代表导程减累积基准导程的值，此值可有正负值。 Accumulated reference lead deviation. This is allowable deviation of specified travel. It is decided by bothof the accuracy grade and effective thread length.
e	变动 Change	在有效螺纹长度范围内最大幅宽。 Total relative lead variation Maximum width of variation over the travel length.
e_{300}		在有效螺纹长度范围内任取300mm的最大幅宽。 Lead deviation in random 300 mm.
$e_{2\pi}$		螺杆转动 圈 的范围内，螺帽对应于任意的迴转角的轴方向移动量的实测值与基准值的差的最大幅宽。 Lead deviation in random 1 revolution2π rad.

图 Table 2 累积导程的误差（±E）和变动（e）的容许) Accumulated reference lead deviation (±E) and total relative variation (e)

GRAND		C0		C1		C2		C3		C4		C5		C6	C7	C8
OVER	UP TO	E	e	E	e	E	e	E	e	E	e	E	e	±0.025	±0.050	±0.120
	315	4	3.5	6	5	5	7	12	8	12	12	23	18	300mm	300mm	300mm
315	400	5	3.5	7	5	7	7	13	10	14	12	25	20			
400	500	6	4	8	5	8	7	15	10	16	12	27	20			
500	630	6	4	9	6	9	7	16	12	18	14	30	23			
630	800	7	5	10	7	10	7	18	13	20	14	35	25			
800	1000	8	6	11	8	11	8	21	15	22	16	40	27			
1000	1250	9	6	13	9	13	9	24	16	25	18	46	30			
1250	1600	11	7	15	10	15	10	29	18	29	20	54	35			
1600	2000			18	11	18	11	35	21	35	22	65	40			
2000	2500			22	12	21	13	41	24	41	25	77	46			
2500	3150			26	15	25	15	50	29	50	29	93	54			
3150	4000			32	18	30	18	62	35	62	35	115	65			
4000	5000					36	21	76	41	76	41	140	77			
5000	6300							85	50	85	50	170	96			
6300	8000							106	62	103	62	213	115			
8000										132	75	265	140			

图 Table 3 精度等级 Accuracy grade

任意 300mm (e_{300}) 以及任意导程 ($e_{2\pi}$)
Variation in random 300mm (e_{300}) and wobble ($e_{2\pi}$)

α_{522} 单位 Unit：μm

GRAND	C0	C1	C2	C3	C4	C5	C6	C7	C10
JIS	3.5	5		8		18		50	210
TBI	3.5	5	7	8	12	18	25	50	210

$\alpha_{4\pi}$ 单位 Unit：μm

GRAND	C0	C1	C2	C3	C4	C5
JIS	3	4		6		8
TBI	3	4	4	6	8	8

精度标准 Accuracy Standard

线性滑轨的精度可分为行走平行度、高度（H）及宽度（W2）的尺寸容许误差。滑轨单轴使用或在同平面使用复数轴时，规范各个滑块组合高度与宽度的成对相互差。各型号的精度分为普通级（N）、高级（H）、精密级（P）、超精密级（SP）与超高精密级（UP）五个等级。

The accuracy of linear guideway includes the dimensional tolerance of height, width, and the running accuracy of the carriage on the rail. The standard of the dimension difference is built for two or more carriages on a rail or a number of rails are used on the same plane. The accuracy of linear guideway is divided into 5 classes, normal grade (N), high precision (H), precision (P), super precision (SP), and ultra precision (UP).

行走平行度 Running Parallelism

是指将滑轨以螺栓固定在基面上，使滑块在滑轨全长上运行时，滑块与滑轨基准面之间的平行误差，如图（1）所示。

The running accuracy is the deviation of parallelism between the reference surface of carriage and reference surface of rail when carriage moving over the entire length of rail.

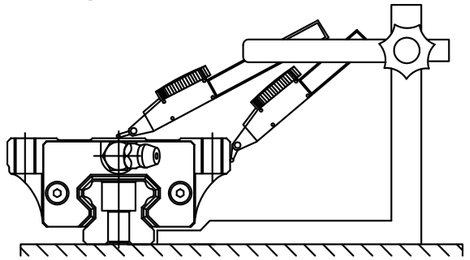

（图1）行走平行度的量测
(fig.1) Flatness measurement

行走平行度的量测高度的成对相互差（△H） Height Difference (△ H)

是指组合在同平面上的各个滑块高度尺寸 (H) 的最大值与最小值之差。

The height difference (△ H) means the height difference among carriages installed on the same plane.

宽度的成对相互差（△W2） Width Difference (△ W2)

是指装在单支滑轨上的每个滑块与滑轨基准面之间的宽度（W2）尺寸的最大值与最小值之差。

The width difference (W2) means the width difference among carriages installed on a rail.

注意事项：
Note :

1. 同平面上 2 轴以上配对使用时，宽度（W2）的尺寸对容许误差与成对相互差（△W2）只适用于基准侧，而基准侧滑轨的製造号码末尾，印有“MR”标记，但是普通级（N）滑轨没有此记号。
1.When it is a application of two axis or more on the same plane., the tolerance of width (W2) to pairs tolerance (W2) are only suitable to master side. The end of master linear guide is marked “MR” sign but the mark MR will not show on the N-class linear rail.

2. 精度测定值是以滑块中心点或中心部的平均值为基准。
2.The measured precision value is based on the average value measured from the center of block.

LINEAR GUIDEWAY INFORMATION
线性滑轨参考资料

预压和刚性 Preload and Stiffness

线性滑轨可以借由施加预压来提高刚性。如图（2）所示，预压的效果可保持外部负荷增大到预压负荷的 2.8 倍，即提高 2.8 倍的刚性值，而预压是利用增加钢珠的直径，使钢珠与滚动面之间产生负项间隙，预先施于内部负荷，所以在进行寿命计算时，必须将其预压负荷考虑进去。

The rigidity of a linear guideway could be enhanced by increasing the preload. As shown as figure below, the load could be raised up to 2.8 times when the preload applied.

The preload is represented by negative clearance resulting from the increase of rolling element diameter. Therefore, the preload should be considered in service life calculation.

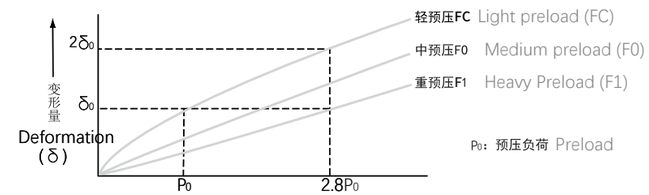

（图 2）刚性
(fig.2) Stiffness

线性滑轨的使用，应根据不同的使用条件来选择最适合的预压等级，选用的基准请参照以下资料。

Selecting proper preload from table below to adapt the specific application and condition.

线性滑轨的预压选用基准
Preload standard of linear guide.

预压等级 Preload	适用条件 Conditions	应用例 Application
轻预压 Light Preload (FC)	●负荷方向一定，振动、衝击力小，2 轴并列使用的装置。 The loading direction is fixed, vibration and impact are light, and two axes are applied in parallel. ●精度要求不高，但要求滑动阻力小的设备。 High precision is not required, and the low frictional resistance is	射束焊接机械、装订机械、自动包装机、一般工业机械的XY轴、自动门窗加工机、焊接机、熔断机、工具交换装置、各种材料供给装置。 Welding machine, binding machine, auto packing machine, XY axis of ordinary industrial machine, material handling equipments.
中预压 Medium Preload (F0)	●有悬臂负荷或力矩作用的装置。 Overhang application with a moment load. ●单轴使用的设备。 Applied in one-axis configuration. ●轻负荷且要求高精度的设备。 The need of light preload and nigh precision.	磨床工作台进给轴、自动涂装机、工业用机器人、各种高速材料供给装置，NC车床、一般工业机械的Z轴、印刷线路板的打孔机、电火花加工机、测定器、精密 XY 平台。 Z axis of industrial machines, EDM, precision XY table, PC board drilling machine, industrial robot, NC lathe, measuring equipment, grinding machine, auto painting machine.
重预压 Heavy Preload (F1)	●要求高刚性，且振动、衝击力大的设备。 Machine is subjected to vibration and impact, and high rigidity rquired. ●高负荷、重切削的机床等。 Application of heavy load or heavy cutting.	机械加工中心、NC 车床、磨床的砂轮进给轴、铣床、立式或横式镗床、刀具导向部、工作机械的 Z 轴。 Machine center, NC lathe, grinding machine, milling machine , Z axis of boring machine and machine tools.

INFORMATION COLLECTION TABLE

信息采集表 A 类 标准产品改型

信息采集表——A 类 标准产品改型　　年　　月　　日			
经销商		客户	
联系人		联系人	
电话		电话	
Email		Email	
类别	☐ 日规电动滑台　☐ 欧规电动滑台　☐ 欧规电动推杆　☐ 其他		
1. 单缸选型参数要求：			
客户要求	电缸型号		
	负　载：　kg		
	运 行 速 度：　mm/min		
	重复定位精度：　mm		
	行　程：　mm		
	使用环境：☐ 无尘　☐ 普通　☐ 恶劣		
	1. 电动滑台		
	☐	非标马达安装座	
	☐	非标底座安装孔	
	☐	非标行程	
	☐	非标滑块对开	
	☐	双滑块	
	☐	马达下折	
	☐	外挂皮带轮减速机构	
	☐	加销钉	
	☐	非标开键槽	
	☐	电缸内锁	
	☐	其他	
	2. 电动推杆		
	☐	非标马达安装座	
	☐	推杆头部螺纹修改	
	☐	加 CA 安装座	
	☐	加 CB 安装座	
	☐	头部加鱼眼轴承	
	☐	其他	
	备注（其他要求）		
	审核：	日期：	
需了解更多详情产品信息，请访问公司网站：www.dwyane.cn 或电话：0512-57299615			

INFORMATION COLLECTION TABLE

信息采集表 B 类 组合模组

信息采集表——B类 组合模组　　年　　月　　日			
经销商		客户	
联系人		联系人	
电话		电话	
Email		Email	
类别	☐ XYZ 模组　☐ 其他		
1. 模组选型参数要求：			
客户要求	负　载：　kg	备注（其他要求）：	
	运 行 速 度：　mm/min		
	重复定位精度：　mm		
	X 轴 行　程：　mm	X 轴 型 号：	
	Y 轴 行　程：　mm	Y 轴 型 号：	
	Z 轴 行　程：　mm	Z 轴 型 号：	
	使用环境：☐ 无尘　☐ 普通　☐ 恶劣		


☐ 1. 悬臂型


☐ 2. 龙门型（辅轨）


☐ 3. 悬臂型


☐ 4. 龙门型（辅轨）


☐ 5. 龙门型（假轴）

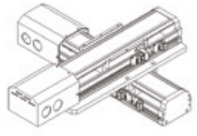
☐ 6. 十字型


☐ 7. 龙门型（假轴）


☐ 8. 龙门型（假轴）


☐ 9. 龙门型（同动）


☐ 10. 龙门型（同动）

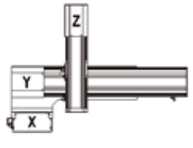

X/Y/Z 轴命名请参照上图

上图供客户参考，具体选型方式请参照我司型录！

审核：	日期：

需了解更多详情产品信息，请访问公司网站：www.dwyane.cn 或电话：0512-57299615

INFORMATION COLLECTION TABLE

信息采集表 C 类 直线电机

直线电机信息采集表		年　　月　　日	
		编号	
企业名称		联系人	
企业地址		邮编	
电话		传真	
网址		Email	
项目名称		企业规模 / 性质	
所属行业		主营产品	
项目需求			
使用需求	有效行程 (mm)		
	运转载重（kg)		
	位置重复精度（mm)		
	运动距离（mm)		
	运动时间（s)		
	运动速度（mm/s)		
	加速度（m/s/s)		
	停留时间（s)		
	行走平行度:		
	负载与直线电机中心的 X/Y/Z 三轴偏心矩: X 轴:　　mm; Y 轴:　　mm; Z 轴:　　mm		
	其它环境要求 (如温度 , 灰尘 , 油污等)		
	直线电机安装方式　　□水平　□倒吊　□垂直		
	其他		
	审核:		日期:
位置反馈	□光栅　□磁栅　□其他		
定子系列	□平板　□ U 型		
备注			
	审核:		日期:
需了解更多详情产品信息，请访问公司网站：www.dwyane.cn 或电话：0512-57299615			